



TENNESSEE
2022 Water and Sewer Rate Survey

ABOUT THE STUDY

Allen & Hoshall has regularly conducted Water and Sewer Rate Studies for the State of Tennessee. The study provides an up-to-date, comparative account of what rate payers across the State are paying monthly for water and wastewater services.

The rates charged by water systems vary greatly throughout our State. Rates can vary for several reasons including number of customers, quality of the water source, and the system's geographic location.

Water and wastewater rate setting is an important responsibility of local government. This survey report will give utility providers and public officials a current snapshot of statewide rate structures and trends. It is a tool to assist in the protection of public health, promote economic development and ensure environmental sustainability.

In May of 2022, Allen & Hoshall contacted utility organizations throughout the State of Tennessee, soliciting information on their water and sewer billing rates. The monthly water and sewer bill for three usage volumes were then generally calculated using the "inside residential" rate schedule for a ¾" or smaller meter size.

Using the compiled Utility Rate Schedules, the Survey includes a list for Water and Sewer Rates generated for monthly residential volume of "Minimum Bill", 5,000 gallons, and 10,000 gallons. The results are broken down by geographic location.

Allen & Hoshall wishes to thank all the participants in the 2022 Survey, and we hope this document is useful and beneficial to your organization's planning and informational referencing.

TABLE OF CONTENTS

1. Water Rates.....	1
2. Sewer Rates.....	14
3. Utility Rate Schedules	25

FIRM OVERVIEW

Allen & Hoshall, founded in 1915, is a full-service design firm with offices throughout Tennessee and Mississippi and a staff of nearly 100 professionals.

Our experience over the past 107 years has developed Allen & Hoshall into one of the areas' premier full-service firms offering engineering and architecture under one roof.

SERVICES

Allen & Hoshall provides many engineering services to municipal and rural water and wastewater systems throughout Tennessee.

WATER SYSTEMS

- System Analysis
- Potable Water Wells
- Water Lines
- Elevated Tanks
- Pump Stations
- Hydraulic Studies
- Rate Studies

WASTEWATER SYSTEMS

- System Analysis
- Sewer Lines
- Pump Stations
- Force Mains
- Treatment Plants
- Rate studies

SECTION 1

Water Rates - Residential SORTED BY CITY AND DIVISION

2022 TENNESSEE WATER AND SEWER RATE STUDY



2022 WATER RATES - RESIDENTIAL Sorted by City

CITY	COUNTY	YEAR SUBMITTED	WATER INSIDE CITY LIMITS				WATER OUTSIDE CITY LIMITS				GRAND DIVISION
			MINIMUM		CHARGE FOR GALLONS		MINIMUM		CHARGE FOR GALLONS		
			BILL	VOLUME (UP TO)	5,000	10,000	BILL	VOLUME (UP TO)	5,000	10,000	
Adamsville	Hardin, McNairy	'20	\$14.16	2,000	\$32.10	\$62.00	\$25.54	2,000	\$54.61	\$103.06	West
Alamo	Crockett	'20	\$4.56	1,000	\$22.80	\$45.60	\$5.98	1,000	\$29.90	\$59.80	West
Alcoa	Blount	'20	\$15.75	2,000	\$27.45	\$46.95	\$23.70	2,000	\$41.70	\$71.70	East
Alexandria	DeKalb	'22	\$27.82	2,000	\$61.21	\$116.86	\$36.25	2,000	\$75.55	\$141.05	Middle
Algood	Putnam	'22	\$13.52	2,000	\$31.29	\$62.24	\$17.86	2,000	\$41.38	\$80.58	Middle
Allardt	Fentress	'20	\$29.09	2,000	\$54.02	\$95.57	N/A	N/A	N/A	N/A	Middle
Ashland City	Cheatham	'20	\$10.89	None	\$46.74	\$82.59	\$20.44	None	\$61.34	\$102.24	Middle
Athens	McMinn	'20	\$9.50	None	\$23.00	\$44.25	N/A	N/A	N/A	N/A	East
Atoka	Tipton	'22	\$10.00	None	\$29.25	\$48.50	N/A	N/A	N/A	N/A	West
Bartlett	Shelby	'22	\$7.80	2,000	\$13.20	\$22.20	\$10.70	\$2,000.00	\$18.80	\$32.30	West
Baxter	Putnam	'20	\$19.44	2,000	\$40.68	\$76.08	\$30.14	2,000	\$58.52	\$105.82	Middle
Bell Buckle	Bedford	'20	\$20.36	2,000	\$41.60	\$77.00	\$45.32	2,000	\$66.56	\$101.96	Middle
Belle Meade	Davidson	'22	\$28.88	None	\$49.87	\$70.85	N/A	N/A	N/A	N/A	Middle
Bells	Crockett	'22	\$18.40	2,000	\$22.90	\$30.40	N/A	N/A	N/A	N/A	West
Bethel Springs	McNairy	'20	\$11.00	None	\$46.00	\$81.00	N/A	N/A	N/A	N/A	West
Bolivar	Hardeman	'22	\$16.22	2,000	\$28.99	\$50.29	\$24.44	2,000	\$42.99	\$73.91	West
Bradford	Gibson	'22	\$25.18	2,000	\$36.43	\$55.18	\$29.32	2,000	\$40.57	\$59.32	West
Brighton	Tipton	'20	\$11.00	500	\$20.32	\$56.79	N/A	N/A	N/A	N/A	West
Bristol	Sullivan	'22	\$7.47	1,000	\$20.03	\$35.73	\$14.96	1,000	\$40.08	\$71.48	East
Brownsville	Haywood	'22	\$10.98	2,000	\$21.61	\$36.03	\$17.31	2,000	\$34.32	\$57.42	West
Bruceton	Carroll	'20	\$13.25	None	\$37.50	\$61.75	\$14.00	None	\$43.25	\$72.50	West
Byrdstown	Pickett	'20	\$18.29	3,000	\$30.05	\$59.45	\$25.49	2,000	\$55.04	\$110.55	Middle
Camden	Benton	'22	\$13.18	None	\$32.23	\$51.28	\$27.10	None	\$66.30	\$105.50	West
Carthage	Smith	'22	\$17.50	1,000	\$37.50	\$62.50	\$22.02	1,000	\$45.82	\$64.86	Middle
Cedar Grove	Carroll	'22	\$25.95	1,000	\$53.79	\$88.59	N/A	N/A	N/A	N/A	West
Celina	Dickson	'22	\$13.50	None	\$46.48	\$82.94	N/A	N/A	N/A	N/A	Middle
Centerville	Clay	'20	\$17.81	None	\$53.88	\$90.28	N/A	N/A	N/A	N/A	Middle
Charlotte	Hickman	'20	No minimum	None	\$30.88	\$59.23	No minimum	None	\$53.62	\$98.02	Middle
Church Hill	Hawkins	'20	\$19.92	2,500	\$32.92	\$59.52	\$26.33	2,500	\$44.53	\$80.93	East
Clarksville	Montgomery	'22	No minimum	None	\$18.40	\$36.80	No minimum	None	\$34.05	\$68.10	Middle
Cleveland	Bradley	'22	\$9.59	None	\$28.64	\$47.69	\$17.29	None	\$47.10	\$76.92	East
Clifton	Wayne	'22	\$11.90	2,000	\$29.75	\$59.50	\$23.80	2,000	\$59.50	\$119.00	Middle

2022 TENNESSEE WATER AND SEWER RATE STUDY



2022 WATER RATES - RESIDENTIAL Sorted by City

CITY	COUNTY	YEAR SUBMITTED	WATER INSIDE CITY LIMITS				WATER OUTSIDE CITY LIMITS				GRAND DIVISION
			MINIMUM		CHARGE FOR GALLONS		MINIMUM		CHARGE FOR GALLONS		
			BILL	VOLUME (UP TO)	5,000	10,000	BILL	VOLUME (UP TO)	5,000	10,000	
Clinton	Anderson	'22	\$9.75	1,000	\$22.55	\$38.55	\$14.63	1,000	\$33.83	\$57.83	East
Columbia	Maury	'22	\$11.75	None	\$27.25	\$45.25	\$17.25	None	\$37.75	\$61.25	Middle
Cookeville	Putnam	'22	\$8.10	None	\$27.05	\$46.00	N/A	N/A	N/A	N/A	Middle
Covington	Tipton	'20	\$9.13	None	\$27.65	\$51.86	\$13.76	None	\$35.44	\$55.29	West
Cumberland Gap	Claiborne	'22	\$48.65	3,000	\$60.65	\$93.65	N/A	N/A	N/A	N/A	East
Dandridge	Jefferson	'20	\$22.34	2,000	\$39.47	\$68.02	\$30.58	2,000	\$52.87	\$90.02	East
Dayton	Rhea	'22	\$13.23	1,000	\$31.87	\$55.62	\$19.85	1,000	\$48.33	\$80.68	East
Decatur	Meigs	'22	\$19.96	2,000	\$36.73	\$64.68	\$23.11	2,000	\$44.17	\$79.27	East
Dechard	Franklin	'20	\$5.90	1,000	\$29.50	\$59.00	\$15.00	None	\$49.25	\$83.50	Middle
Dickson County	Dickson	'20	\$6.10	None	\$40.35	\$74.60	N/A	N/A	N/A	N/A	Middle
Dover	Stewart	'22	\$13.25	None	\$39.50	\$65.75	\$14.25	None	\$40.50	\$66.75	Middle
Dresden	Weakley	'22	\$14.00	2,000	\$21.05	\$32.80	\$29.45	2,000	\$40.91	\$60.01	West
Duck River	Hickman	'22	No minimum	None	\$6.25	\$12.50	N/A	N/A	N/A	N/A	Middle
Dunlap	Sequatchee	'22	\$24.95	2,000	\$41.45	\$79.95	\$39.95	\$2,000.00	\$75.95	\$135.95	Middle
Dyersburg	Dyer	'22	\$4.94	None	\$25.39	\$45.84	\$11.01	None	\$33.51	\$56.01	West
Elizabethton	Carter	'22	\$18.95	1,000	\$39.23	\$64.58	\$25.84	1,000	\$61.64	\$106.39	East
Englewood	McMinn	'22	\$15.73	2,000	\$37.87	\$74.77	\$30.05	2,000	\$72.35	\$142.85	East
Erin	Houston	'22	\$15.00	1,000	\$41.80	\$75.30	\$21.50	1,000	\$53.10	\$92.60	Middle
Erwin	Unicoi	'22	\$12.12	None	\$26.37	\$40.62	\$18.18	None	\$46.74	\$68.14	East
Estill Springs	Franklin	'22	\$10.00	2,000	\$17.50	\$30.00	\$20.00	2,000	\$35.00	\$60.00	Middle
Etowah	McMinn	'22	\$9.96	None	\$43.79	\$74.64	\$9.96	None	\$60.70	\$106.90	East
Farragut	Knox	'20	\$11.82	1,500	\$22.78	\$39.93	N/A	N/A	N/A	N/A	East
Fayetteville	Lincoln	'22	N/A	None	\$42.33	\$75.82	N/A	N/A	\$48.79	\$91.11	Middle
Franklin	Williamson	'20	\$13.36	1,000	\$43.95	\$75.30	\$15.80	1,000	\$47.40	\$86.90	Middle
Friendship	Crockett	'20	\$24.00	3,000	\$38.00	\$73.00	N/A	N/A	N/A	N/A	West
Friendsville	Blount	'20	\$24.72	2,000	\$50.13	\$92.48	N/A	N/A	N/A	N/A	East
Gainsboro	Jackson	'20	\$20.45	2,000	\$54.13	\$92.88	\$25.16	2,000	\$70.59	\$116.19	Middle
Gallatin	Sumner	'22	\$11.92	1,870	\$25.50	\$47.20	\$17.80	1,870	\$38.21	\$70.81	Middle
Galloway	Fayette	'20	\$20.25	3,000	\$33.75	\$68.75	\$21.00	3,000	\$35.00	\$71.25	West
Gatlinburg	Sevier	'22	\$7.75	2,000	\$19.39	\$38.79	\$8.75	2,000	\$21.89	\$43.79	East
Germantown	Shelby	'22	\$8.78	None	\$14.48	\$20.18	N/A	N/A	N/A	N/A	West
Gibson County	Gibson	'20	\$20.59	2,000	\$36.22	\$51.15	N/A	N/A	N/A	N/A	West

2022 TENNESSEE WATER AND SEWER RATE STUDY



2022 WATER RATES - RESIDENTIAL Sorted by City

CITY	COUNTY	YEAR SUBMITTED	WATER INSIDE CITY LIMITS				WATER OUTSIDE CITY LIMITS				GRAND DIVISION
			MINIMUM		CHARGE FOR GALLONS		MINIMUM		CHARGE FOR GALLONS		
			BILL	VOLUME (UP TO)	5,000	10,000	BILL	VOLUME (UP TO)	5,000	10,000	
Gleason	Weakley	'20	\$10.50	1,000	\$28.89	\$42.04	N/A	N/A	N/A	N/A	West
Graysville	Rhea	'22	\$23.00	1,500	\$32.10	\$45.10	\$31.00	1,500	\$42.73	\$59.48	East
Greenbrier	Robertson	'20	\$11.88	2,000	\$36.48	\$77.48	\$15.85	2,000	\$40.96	\$82.81	Middle
Greenfield	Weakley	'22	\$6.00	None	\$21.45	\$36.90	\$10.00	None	\$25.45	\$40.90	West
Greenville	Greene	'20	\$8.50	None	\$18.69	\$29.77	N/A	N/A	N/A	N/A	East
Halls	Lauderdale	'22	\$12.38	None	\$32.78	\$53.18	\$13.88	None	\$39.78	\$65.68	West
Henderson	Chester	'22	\$11.73	2,000	\$20.55	\$35.25	\$18.64	2,000	\$34.48	\$60.88	West
Henry	Henry	'22	\$45.62	2,000	\$56.87	\$75.62	\$55.33	2,000	\$67.45	\$87.65	West
Humboldt	Gibson	'20	\$10.00	None	\$26.25	\$42.50	\$15.00	None	\$31.25	\$47.50	West
Jackson	Madison	'20	\$10.84	None	\$28.17	\$36.60	\$16.15	None	\$33.70	\$39.79	West
Jasper	Marion	'20	\$10.00	2,000	\$19.00	\$31.00	\$15.50	2,000	\$28.25	\$49.50	East
Jefferson City	Jefferson	'22	\$13.88	2,000	\$25.70	\$45.40	\$36.26	2,000	\$70.91	\$128.66	East
Johnson City	Carter, Sullivan	'22	\$5.62	None	\$27.57	\$49.52	\$10.06	None	\$49.36	\$88.66	East
Jonesborough	Washington	'20	\$16.50	1,000	\$28.50	\$48.50	\$27.50	1,000	\$48.90	\$80.65	East
Kenton	Gibson, Obion	'22	\$15.30	None	\$34.30	\$53.30	N/A	N/A	N/A	N/A	West
Kingsport	Sullivan, Hawkins	'20	\$8.38	2,000	\$18.49	\$35.34	\$16.34	1,400	\$44.55	\$79.90	East
Kingston	Roane	'22	\$13.25	1,000	\$49.97	\$95.87	\$13.25	1,000	\$49.87	\$95.87	East
Kingston Springs	Cheatham	'20	\$7.82	None	\$46.10	\$90.75	N/A	N/A	N/A	N/A	Middle
Knoxville	Knox	'20	\$18.00	None	\$31.90	\$49.60	\$19.40	None	\$35.96	\$57.36	East
Lafayette	Fayette	'22	\$22.52	None	\$74.62	\$126.72	N/A	N/A	N/A	N/A	West
Lafollette	Rutherford	'20	\$14.21	2,000	\$25.22	\$43.57	N/A	N/A	N/A	N/A	Middle
LaGrange	Macon	'20	\$6.00	1,000	\$23.76	\$45.96	\$12.03	1,000	\$47.55	\$91.95	Middle
Lauderdale Coun	Campbell	'22	\$15.90	1,500	\$33.02	\$57.47	\$24.58	1,500	\$53.11	\$93.86	East
LaVergne	Lauderdale	'20	\$11.00	1,000	\$35.00	\$47.00	N/A	N/A	N/A	N/A	West
Lawrenceberg	Lawrence	'22	\$15.04	1,000	\$36.24	\$63.10	\$26.13	2,000	\$46.02	\$79.17	Middle
Lebanon	Wilson	'22	\$10.37	1,500	\$35.96	\$72.52	\$15.55	1,500	\$53.94	\$108.78	Middle
Lewisburg	Marshall	'22	\$18.65	2,000	\$31.07	\$51.77	\$22.90	2,000	\$41.44	\$72.34	Middle
Lexington	Henderson	'22	\$21.90	2,000	\$33.36	\$52.46	\$33.02	2,000	\$44.48	\$63.58	West
Livingston	Overton	'20	\$14.21	1,000	\$37.37	\$60.53	\$24.29	1,000	\$63.69	\$112.94	Middle
Lobelville	Perry	'22	\$22.13	2,000	\$44.84	\$82.69	\$44.39	2,000	\$70.34	\$113.59	Middle
Loudon	Loudon	'22	\$16.04	None	\$32.04	\$53.07	\$11.00	None	\$35.15	\$66.56	East
Lynchburg	Moore	'20	\$7.70	None	\$55.95	\$104.20	N/A	N/A	N/A	N/A	Middle

2022 TENNESSEE WATER AND SEWER RATE STUDY



2022 WATER RATES - RESIDENTIAL Sorted by City

CITY	COUNTY	YEAR SUBMITTED	WATER INSIDE CITY LIMITS				WATER OUTSIDE CITY LIMITS				GRAND DIVISION
			MINIMUM		CHARGE FOR GALLONS		MINIMUM		CHARGE FOR GALLONS		
			BILL	VOLUME (UP TO)	5,000	10,000	BILL	VOLUME (UP TO)	5,000	10,000	
Lynnville	Giles	'22	\$24.64	2,400	\$43.78	\$80.58	\$28.64	2,400	\$47.78	\$84.58	Middle
Madisonville	Monroe	'22	\$16.63	2,000	\$33.70	\$62.15	\$30.94	2,000	\$55.81	\$97.26	East
Manchester	Coffee	'22	\$8.86	2,000	\$22.15	\$44.30	\$17.72	\$2,000.00	\$44.30	\$88.60	Middle
Martin	Weakley	'20	\$6.55	1,000	\$18.83	\$32.47	\$13.11	1,000	\$31.86	\$69.55	West
Maryville	Blount	'22	\$10.05	1,500	\$21.57	\$32.37	\$15.08	1,500	\$38.02	\$57.07	East
Maury	Crockett	'22	\$16.98	None	\$43.98	\$70.98	\$16.98	None	\$43.98	\$70.98	West
Maynardville	Union	'20	\$20.67	2,000	\$43.17	\$80.67	\$30.92	2,000	\$64.76	\$121.16	East
Mclemoreville	Carroll	'22	\$30.88	Base Fee	\$50.88	\$70.88	N/A	N/A	N/A	N/A	West
McMinnville	Warren	'22	\$7.50	None	\$34.45	\$59.40	\$13.00	None	\$52.00	\$94.60	Middle
Memphis MLGW	Davidson	'20	\$5.09	1,496	\$12.79	\$18.04	N/A	N/A	N/A	N/A	Middle
Michie	McNairy	'20	\$19.71	2,000	\$37.62	\$67.47	\$23.13	2,000	\$41.04	\$70.89	West
Middleton	Hardeman	'22	\$14.77	1,000	\$28.25	\$45.10	N/A	N/A	N/A	N/A	West
Milan	Gibson	'22	\$16.15	2,000	\$28.24	\$46.74	N/A	N/A	N/A	N/A	West
Millersville	Sumner, Robertson	'20	\$16.30	1,200	\$35.86	\$73.21	N/A	N/A	N/A	N/A	Middle
Millington	Shelby	'20	\$15.91	2,000	\$31.90	\$58.55	N/A	N/A	N/A	N/A	West
Monteagle	Shelby	'20	\$8.09	None	\$12.79	\$25.57	N/A	N/A	N/A	N/A	West
Monterey	Putnam	'22	\$16.75	2,000	\$34.15	\$63.15	\$26.25	2,000	\$53.25	\$98.25	Middle
Morristown	Grundy, Marion	'20	\$17.10	2,000	\$45.01	\$91.26	\$22.76	2,000	\$56.75	\$113.40	Middle
Moscow	Hamblen	'22	\$11.35	2,000	\$18.40	\$30.15	\$16.05	2,000	\$30.15	\$53.65	East
Mosheim	Fayette	'22	\$38.67	2,000	\$44.16	\$53.31	N/A	N/A	N/A	N/A	West
Mountain City	Greene	'22	\$13.61	2,000	\$27.65	\$42.50	N/A	N/A	N/A	N/A	East
Murford	Johnson	'20	\$11.11	2,000	\$26.26	\$51.51	\$22.22	2,000	\$43.43	\$78.78	East
Murfreesboro	Tipton	'20	\$8.57	1,000	\$18.97	\$31.97	\$13.39	1,000	\$28.27	\$46.87	West
Nashville Metro	Rutherford	'20	\$8.22	None	\$26.52	\$44.82	N/A	N/A	N/A	N/A	Middle
New Johnsonville	Humphreys	'20	\$23.50	1,500	\$45.38	\$73.38	\$31.48	1,500	\$64.28	\$99.28	Middle
Newport	Cocke	'20	\$12.00	None	\$25.50	\$39.00	\$16.00	None	\$34.00	\$52.00	East
Niota	Anderson	'22	\$43.36	5,000	\$43.36	\$85.66	\$54.20	5,000	\$54.20	\$107.08	East
Norris	McMinn	'20	\$17.91	2,000	\$59.76	\$129.51	\$20.46	2,000	\$62.31	\$132.06	East
Oakland	Fayette	'20	\$11.20	3,000	\$17.60	\$33.60	\$29.46	3,000	\$37.12	\$53.12	West
Oneida	Scott	'22	\$16.09	2,000	\$34.21	\$64.41	\$23.63	2,000	\$51.56	\$98.11	East
Paris	Henry	'22	\$14.00	None	\$27.75	\$41.50	\$21.00	None	\$41.63	\$62.25	West
Petersburg	Lincoln, Marshall	'22	\$21.33	1,000	\$53.25	\$93.15	\$28.94	1,000	\$76.78	\$136.58	Middle

2022 TENNESSEE WATER AND SEWER RATE STUDY



2022 WATER RATES - RESIDENTIAL Sorted by City

CITY	COUNTY	YEAR SUBMITTED	WATER INSIDE CITY LIMITS				WATER OUTSIDE CITY LIMITS				GRAND DIVISION
			MINIMUM		CHARGE FOR GALLONS		MINIMUM		CHARGE FOR GALLONS		
			BILL	VOLUME (UP TO)	5,000	10,000	BILL	VOLUME (UP TO)	5,000	10,000	
Pigeon Forge	Sevier	'22	\$19.43	2,000	\$38.99	\$71.59	\$29.12	2,000	\$57.44	\$104.64	East
Pikeville	Bledsoe	'22	\$19.00	2,000	\$35.20	\$62.20	\$24.70	2,000	\$45.76	\$80.86	East
Portland	Sumner	'22	\$12.75	2,500	\$25.50	\$51.00	\$26.23	2,500	\$52.46	\$104.92	Middle
Puryear	Henry	'20	\$20.50	2,000	\$29.95	\$45.70	\$25.75	2,000	\$39.94	\$63.59	West
Ridgley	Lake	'20	\$15.95	1,000	\$29.27	\$45.92	\$24.45	1,000	\$44.41	\$69.36	West
Roane County	Roane	'22	\$35.50	None	\$35.50	\$35.50	N/A	N/A	N/A	N/A	East
Rockwood	Roane	'20	\$13.07	1,496	\$31.10	\$56.84	\$22.85	1,496	\$54.38	\$99.36	East
Rogersville	Hawkins	'20	\$13.59	1,000	\$38.87	\$66.32	\$22.70	1,000	\$64.02	\$108.72	East
Sardis	Henderson	'22	\$11.25	1,000	\$25.25	\$42.75	\$12.50	1,000	\$28.50	\$48.50	West
Sevierville	Sevier	'20	\$8.86	None	\$29.61	\$50.36	\$17.73	None	\$59.33	\$100.93	East
Shelbyville	Bedford	'22	\$13.40	1,000	\$30.60	\$52.10	\$15.20	1,000	\$39.20	\$69.20	Middle
Signal Mountain	Hamilton	'22	\$6.00	None	\$44.35	\$82.70	\$7.20	None	\$53.20	\$99.20	East
Smyrna	Rutherford	'22	\$12.00	2,000	\$23.22	\$44.47	\$14.71	2,000	\$31.27	\$61.77	Middle
Somerville	Fayette	'20	\$12.12	None	\$22.42	\$32.72	\$14.94	None	\$25.74	\$36.54	West
South Fulton	Obion	'22	\$20.20	None	\$37.20	\$54.20	\$24.55	None	\$47.45	\$70.35	West
South Pittsburg	Marion	'22	\$10.28	2,000	\$26.28	\$35.88	\$15.34	2,000	\$29.77	\$53.82	East
Spencer	Robertson	'22	\$21.08	None	\$45.17	\$85.32	\$31.61	None	\$67.76	\$128.01	Middle
Springfield	Van Buren	'20	\$9.00	None	\$56.50	\$104.00	\$13.00	None	\$65.50	\$118.00	Middle
Stanton	Haywood	'22	\$11.83	None	\$37.53	\$63.23	\$16.56	None	\$42.26	\$67.96	West
Tellico Plains	Monroe	'22	\$18.00	2,000	\$30.96	\$51.76	N/A	N/A	N/A	N/A	East
Tennessee Ridge	Houston, Stewart	'20	\$22.41	1,500	\$40.02	\$65.17	\$28.30	1,500	\$50.25	\$81.60	Middle
Tiptonville	Lake	'20	\$23.07	None	\$41.12	\$59.17	N/A	N/A	N/A	N/A	West
Toone	Hardeman	'20	\$11.35	None	\$23.05	\$34.75	\$12.50	None	\$24.20	\$35.90	West
Trenton	Gibson	'22	\$12.08	None	\$33.68	\$59.08	N/A	N/A	N/A	N/A	West
Trezevant	Carroll	'20	\$21.16	1,000	\$30.56	\$42.31	\$21.16	1,000	\$30.56	\$42.31	West
Trimble	Dyer, Obion	'22	\$22.00	None	\$39.50	\$57.00	\$22.50	None	\$41.75	\$61.00	West
Tullahoma	Coffee	'22	\$8.50	1,000	\$24.00	\$39.50	\$12.75	None	\$36.00	\$59.25	Middle
Union City	Obion	'20	\$7.60	1,000	\$27.40	\$38.90	\$15.50	1,000	\$53.30	\$70.30	West
Wartrace	Bedford	'20	\$13.05	500	\$29.70	\$48.20	\$20.55	500	\$37.20	\$55.70	Middle
Waverly	Humphreys	'22	\$27.97	None	\$40.22	\$52.47	\$41.95	None	\$60.30	\$78.65	Middle
Waynesboro	Wayne	'22	\$24.08	2,000	\$39.23	\$60.88	\$48.16	2,000	\$78.46	\$121.76	Middle
White Pine	Jefferson	'20	\$14.62	2,000	\$29.95	\$55.50	\$25.87	2,000	\$51.01	\$92.91	East

**2022 TENNESSEE WATER
AND SEWER RATE STUDY**



**2022 WATER RATES - RESIDENTIAL
Sorted by City**

CITY	COUNTY	YEAR SUBMITTED	WATER INSIDE CITY LIMITS				WATER OUTSIDE CITY LIMITS				GRAND DIVISION
			MINIMUM		CHARGE FOR GALLONS		MINIMUM		CHARGE FOR GALLONS		
			BILL	VOLUME (UP TO)	5,000	10,000	BILL	VOLUME (UP TO)	5,000	10,000	
Whiteville	Hardeman	'20	\$9.80	2,000	\$20.27	\$34.97	N/A	N/A	N/A	N/A	West
Winchester	Franklin	'22	\$11.64	2,000	\$26.13	\$50.28	\$19.80	2,000	\$44.49	\$85.64	Middle
Woodbury	Cannon	'20	\$15.85	2,000	\$29.65	\$52.65	\$20.00	2,000	\$45.80	\$88.80	West
AVERAGE BILL			\$15.46	---	\$33.40	\$57.56	\$21.97	---	\$47.06	\$81.44	---

2022 TENNESSEE WATER AND SEWER RATE STUDY



2022 WATER RATES - RESIDENTIAL Sorted by Division

CITY	COUNTY	YEAR SUBMITTED	WATER INSIDE CITY LIMITS				WATER OUTSIDE CITY LIMITS				GRAND DIVISION
			MINIMUM		CHARGE FOR GALLONS		MINIMUM		CHARGE FOR GALLONS		
			BILL	VOLUME (UP TO)	5,000	10,000	BILL	VOLUME (UP TO)	5,000	10,000	
Alcoa	Blount	'20	\$15.75	2,000	\$27.45	\$46.95	\$23.70	2,000	\$41.70	\$71.70	East
Athens	McMinn	'20	\$9.50	None	\$23.00	\$44.25	N/A	N/A	N/A	N/A	East
Bristol	Sullivan	'22	\$7.47	1,000	\$20.03	\$35.73	\$14.96	1,000	\$40.08	\$71.48	East
Church Hill	Hawkins	'20	\$19.92	2,500	\$32.92	\$59.52	\$26.33	2,500	\$44.53	\$80.93	East
Cleveland	Bradley	'22	\$9.59	None	\$28.64	\$47.69	\$17.29	None	\$47.10	\$76.92	East
Clinton	Anderson	'22	\$9.75	1,000	\$22.55	\$38.55	\$14.63	1,000	\$33.83	\$57.83	East
Cumberland Gap	Claiborne	'22	\$48.65	3,000	\$60.65	\$93.65	N/A	N/A	N/A	N/A	East
Dandridge	Jefferson	'20	\$22.34	2,000	\$39.47	\$68.02	\$30.58	2,000	\$52.87	\$90.02	East
Dayton	Rhea	'22	\$13.23	1,000	\$31.87	\$55.62	\$19.85	1,000	\$48.33	\$80.68	East
Decatur	Meigs	'22	\$19.96	2,000	\$36.73	\$64.68	\$23.11	2,000	\$44.17	\$79.27	East
Elizabethton	Carter	'22	\$18.95	1,000	\$39.23	\$64.58	\$25.84	1,000	\$61.64	\$106.39	East
Englewood	McMinn	'22	\$15.73	2,000	\$37.87	\$74.77	\$30.05	2,000	\$72.35	\$142.85	East
Erwin	Unicoi	'22	\$12.12	None	\$26.37	\$40.62	\$18.18	None	\$46.74	\$68.14	East
Etowah	McMinn	'22	\$9.96	None	\$43.79	\$74.64	\$9.96	None	\$60.70	\$106.90	East
Farragut	Knox	'20	\$11.82	1,500	\$22.78	\$39.93	N/A	N/A	N/A	N/A	East
Friendsville	Blount	'20	\$24.72	2,000	\$50.13	\$92.48	N/A	N/A	N/A	N/A	East
Gatlinburg	Sevier	'22	\$7.75	2,000	\$19.39	\$38.79	\$8.75	2,000	\$21.89	\$43.79	East
Greenville	Rhea	'22	\$23.00	1,500	\$32.10	\$45.10	\$31.00	1,500	\$42.73	\$59.48	East
Greenville	Greene	'20	\$8.50	None	\$18.69	\$29.77	N/A	N/A	N/A	N/A	East
Jasper	Marion	'20	\$10.00	2,000	\$19.00	\$31.00	\$15.50	2,000	\$28.25	\$49.50	East
Jefferson City	Jefferson	'22	\$13.88	2,000	\$25.70	\$45.40	\$36.26	2,000	\$70.91	\$128.66	East
Johnson City	Carter, Sullivan	'22	\$5.62	None	\$27.57	\$49.52	\$10.06	None	\$49.36	\$88.66	East
Jonesborough	Washington	'20	\$16.50	1,000	\$28.50	\$48.50	\$27.50	1,000	\$48.90	\$80.65	East
Kingsport	Sullivan, Hawkins	'20	\$8.38	2,000	\$18.49	\$35.34	\$16.34	1,400	\$44.55	\$79.90	East
Kingston	Roane	'22	\$13.25	1,000	\$49.97	\$95.87	\$13.25	1,000	\$49.87	\$95.87	East
Knoxville	Knox	'20	\$18.00	None	\$31.90	\$49.60	\$19.40	None	\$35.96	\$57.36	East
Lauderdale Coun	Campbell	'22	\$15.90	1,500	\$33.02	\$57.47	\$24.58	1,500	\$53.11	\$93.86	East
Loudon	Loudon	'22	\$16.04	None	\$32.04	\$53.07	\$11.00	None	\$35.15	\$66.56	East
Madisonville	Monroe	'22	\$16.63	2,000	\$33.70	\$62.15	\$30.94	2,000	\$55.81	\$97.26	East
Maryville	Blount	'22	\$10.05	1,500	\$21.57	\$32.37	\$15.08	1,500	\$38.02	\$57.07	East
Maynardville	Union	'20	\$20.67	2,000	\$43.17	\$80.67	\$30.92	2,000	\$64.76	\$121.16	East
Moscow	Hamblen	'22	\$11.35	2,000	\$18.40	\$30.15	\$16.05	2,000	\$30.15	\$53.65	East

2022 TENNESSEE WATER AND SEWER RATE STUDY



2022 WATER RATES - RESIDENTIAL Sorted by Division

CITY	COUNTY	YEAR SUBMITTED	WATER INSIDE CITY LIMITS				WATER OUTSIDE CITY LIMITS				GRAND DIVISION
			MINIMUM		CHARGE FOR GALLONS		MINIMUM		CHARGE FOR GALLONS		
			BILL	VOLUME (UP TO)	5,000	10,000	BILL	VOLUME (UP TO)	5,000	10,000	
Mountain City	Greene	'22	\$13.61	2,000	\$27.65	\$42.50	N/A	N/A	N/A	N/A	East
Munford	Johnson	'20	\$11.11	2,000	\$26.26	\$51.51	\$22.22	2,000	\$43.43	\$78.78	East
Newport	Cocke	'20	\$12.00	None	\$25.50	\$39.00	\$16.00	None	\$34.00	\$52.00	East
Niota	Anderson	'22	\$43.36	5,000	\$43.36	\$85.66	\$54.20	5,000	\$54.20	\$107.08	East
Norris	McMinn	'20	\$17.91	2,000	\$59.76	\$129.51	\$20.46	2,000	\$62.31	\$132.06	East
Oneida	Scott	'22	\$16.09	2,000	\$34.21	\$64.41	\$23.63	2,000	\$51.56	\$98.11	East
Pigeon Forge	Sevier	'22	\$19.43	2,000	\$38.99	\$71.59	\$29.12	2,000	\$57.44	\$104.64	East
Pikeville	Bledsoe	'22	\$19.00	2,000	\$35.20	\$62.20	\$24.70	2,000	\$45.76	\$80.86	East
Roane County	Roane	'22	\$35.50	None	\$35.50	\$35.50	N/A	N/A	N/A	N/A	East
Rockwood	Roane	'20	\$13.07	1,496	\$31.10	\$56.84	\$22.85	1,496	\$54.38	\$99.36	East
Rogersville	Hawkins	'20	\$13.59	1,000	\$38.87	\$66.32	\$22.70	1,000	\$64.02	\$108.72	East
Sevierville	Sevier	'20	\$8.86	None	\$29.61	\$50.36	\$17.73	None	\$59.33	\$100.93	East
Signal Mountain	Hamilton	'22	\$6.00	None	\$44.35	\$82.70	\$7.20	None	\$53.20	\$99.20	East
South Pittsburg	Marion	'22	\$10.28	2,000	\$26.28	\$35.88	\$15.34	2,000	\$29.77	\$53.82	East
Tellico Plains	Monroe	'22	\$18.00	2,000	\$30.96	\$51.76	N/A	N/A	N/A	N/A	East
White Pine	Jefferson	'20	\$14.62	2,000	\$29.95	\$55.50	\$25.87	2,000	\$51.01	\$92.91	East
Alexandria	DeKalb	'22	\$27.82	2,000	\$61.21	\$116.86	\$36.25	2,000	\$75.55	\$141.05	Middle
Algood	Putnam	'22	\$13.52	2,000	\$31.29	\$62.24	\$17.86	2,000	\$41.38	\$80.58	Middle
Allardt	Fentress	'20	\$29.09	2,000	\$54.02	\$95.57	N/A	N/A	N/A	N/A	Middle
Ashland City	Cheatham	'20	\$10.89	None	\$46.74	\$82.59	\$20.44	None	\$61.34	\$102.24	Middle
Baxter	Putnam	'20	\$19.44	2,000	\$40.68	\$76.08	\$30.14	2,000	\$58.52	\$105.82	Middle
Bell Buckle	Bedford	'20	\$20.36	2,000	\$41.60	\$77.00	\$45.32	2,000	\$66.56	\$101.96	Middle
Belle Meade	Davidson	'22	\$28.88	None	\$49.87	\$70.85	N/A	N/A	N/A	N/A	Middle
Byrdstown	Pickett	'20	\$18.29	3,000	\$30.05	\$59.45	\$25.49	2,000	\$55.04	\$110.55	Middle
Carthage	Smith	'22	\$17.50	1,000	\$37.50	\$62.50	\$22.02	1,000	\$45.82	\$64.86	Middle
Celina	Dickson	'22	\$13.50	None	\$46.48	\$82.94	N/A	N/A	N/A	N/A	Middle
Centerville	Clay	'20	\$17.81	None	\$53.88	\$90.28	N/A	N/A	N/A	N/A	Middle
Charlotte	Hickman	'20	No minimum	None	\$30.88	\$59.23	No minimum	None	\$53.62	\$98.02	Middle
Clarksville	Montgomery	'22	No minimum	None	\$18.40	\$36.80	No minimum	None	\$34.05	\$68.10	Middle
Clifton	Wayne	'22	\$11.90	2,000	\$29.75	\$59.50	\$23.80	2,000	\$59.50	\$119.00	Middle
Columbia	Maury	'22	\$11.75	None	\$27.25	\$45.25	\$17.25	None	\$37.75	\$61.25	Middle
Cookeville	Putnam	'22	\$8.10	None	\$27.05	\$46.00	N/A	N/A	N/A	N/A	Middle

2022 TENNESSEE WATER AND SEWER RATE STUDY



2022 WATER RATES - RESIDENTIAL Sorted by Division

CITY	COUNTY	YEAR SUBMITTED	WATER INSIDE CITY LIMITS				WATER OUTSIDE CITY LIMITS				GRAND DIVISION
			MINIMUM		CHARGE FOR GALLONS		MINIMUM		CHARGE FOR GALLONS		
			BILL	VOLUME (UP TO)	5,000	10,000	BILL	VOLUME (UP TO)	5,000	10,000	
Dechard	Franklin	'20	\$5.90	1,000	\$29.50	\$59.00	\$15.00	None	\$49.25	\$83.50	Middle
Dickson County	Dickson	'20	\$6.10	None	\$40.35	\$74.60	N/A	N/A	N/A	N/A	Middle
Dover	Stewart	'22	\$13.25	None	\$39.50	\$65.75	\$14.25	None	\$40.50	\$66.75	Middle
Duck River	Hickman	'22	No minimum	None	\$6.25	\$12.50	N/A	N/A	N/A	N/A	Middle
Dunlap	Sequatchee	'22	\$24.95	2,000	\$41.45	\$79.95	\$39.95	\$2,000.00	\$75.95	\$135.95	Middle
Erin	Houston	'22	\$15.00	1,000	\$41.80	\$75.30	\$21.50	1,000	\$53.10	\$92.60	Middle
Estill Springs	Franklin	'22	\$10.00	2,000	\$17.50	\$30.00	\$20.00	2,000	\$35.00	\$60.00	Middle
Fayetteville	Lincoln	'22	N/A	None	\$42.33	\$75.82	N/A	N/A	\$48.79	\$91.11	Middle
Franklin	Williamson	'20	\$13.36	1,000	\$43.95	\$75.30	\$15.80	1,000	\$47.40	\$86.90	Middle
Gainsboro	Jackson	'20	\$20.45	2,000	\$54.13	\$92.88	\$25.16	2,000	\$70.59	\$116.19	Middle
Gallatin	Sumner	'22	\$11.92	1,870	\$25.50	\$47.20	\$17.80	1,870	\$38.21	\$70.81	Middle
Greenbrier	Robertson	'20	\$11.88	2,000	\$36.48	\$77.48	\$15.85	2,000	\$40.96	\$82.81	Middle
Kingston Springs	Cheatham	'20	\$7.82	None	\$46.10	\$90.75	N/A	N/A	N/A	N/A	Middle
Lafollette	Rutherford	'20	\$14.21	2,000	\$25.22	\$43.57	N/A	N/A	N/A	N/A	Middle
LaGrange	Macon	'20	\$6.00	1,000	\$23.76	\$45.96	\$12.03	1,000	\$47.55	\$91.95	Middle
Lawrenceberg	Lawrence	'22	\$15.04	1,000	\$36.24	\$63.10	\$26.13	2,000	\$46.02	\$79.17	Middle
Lebanon	Wilson	'22	\$10.37	1,500	\$35.96	\$72.52	\$15.55	1,500	\$53.94	\$108.78	Middle
Lewisburg	Marshall	'22	\$18.65	2,000	\$31.07	\$51.77	\$22.90	2,000	\$41.44	\$72.34	Middle
Livingston	Overton	'20	\$14.21	1,000	\$37.37	\$60.53	\$24.29	1,000	\$63.69	\$112.94	Middle
Lobelville	Perry	'22	\$22.13	2,000	\$44.84	\$82.69	\$44.39	2,000	\$70.34	\$113.59	Middle
Lynchburg	Moore	'20	\$7.70	None	\$55.95	\$104.20	N/A	N/A	N/A	N/A	Middle
Lynnville	Giles	'22	\$24.64	2,400	\$43.78	\$80.58	\$28.64	2,400	\$47.78	\$84.58	Middle
Manchester	Coffee	'22	\$8.86	2,000	\$22.15	\$44.30	\$17.72	\$2,000.00	\$44.30	\$88.60	Middle
McMinnville	Warren	'22	\$7.50	None	\$34.45	\$59.40	\$13.00	None	\$52.00	\$94.60	Middle
Memphis MLGW	Davidson	'20	\$5.09	1,496	\$12.79	\$18.04	N/A	N/A	N/A	N/A	Middle
Millersville	Sumner, Robertson	'20	\$16.30	1,200	\$35.86	\$73.21	N/A	N/A	N/A	N/A	Middle
Monterey	Putnam	'22	\$16.75	2,000	\$34.15	\$63.15	\$26.25	2,000	\$53.25	\$98.25	Middle
Morristown	Grundy, Marion	'20	\$17.10	2,000	\$45.01	\$91.26	\$22.76	2,000	\$56.75	\$113.40	Middle
Nashville Metro	Rutherford	'20	\$8.22	None	\$26.52	\$44.82	N/A	N/A	N/A	N/A	Middle
New Johnsonville	Humphreys	'20	\$23.50	1,500	\$45.38	\$73.38	\$31.48	1,500	\$64.28	\$99.28	Middle
Petersburg	Lincoln, Marshall	'22	\$21.33	1,000	\$53.25	\$93.15	\$28.94	1,000	\$76.78	\$136.58	Middle
Portland	Sumner	'22	\$12.75	2,500	\$25.50	\$51.00	\$26.23	2,500	\$52.46	\$104.92	Middle

2022 TENNESSEE WATER AND SEWER RATE STUDY



2022 WATER RATES - RESIDENTIAL Sorted by Division

CITY	COUNTY	YEAR SUBMITTED	WATER INSIDE CITY LIMITS				WATER OUTSIDE CITY LIMITS				GRAND DIVISION
			MINIMUM		CHARGE FOR GALLONS		MINIMUM		CHARGE FOR GALLONS		
			BILL	VOLUME (UP TO)	5,000	10,000	BILL	VOLUME (UP TO)	5,000	10,000	
Shelbyville	Bedford	'22	\$13.40	1,000	\$30.60	\$52.10	\$15.20	1,000	\$39.20	\$69.20	Middle
Smyrna	Rutherford	'22	\$12.00	2,000	\$23.22	\$44.47	\$14.71	2,000	\$31.27	\$61.77	Middle
Spencer	Robertson	'22	\$21.08	None	\$45.17	\$85.32	\$31.61	None	\$67.76	\$128.01	Middle
Springfield	Van Buren	'20	\$9.00	None	\$56.50	\$104.00	\$13.00	None	\$65.50	\$118.00	Middle
Tennessee Ridge	Houston, Stewart	'20	\$22.41	1,500	\$40.02	\$65.17	\$28.30	1,500	\$50.25	\$81.60	Middle
Tullahoma	Coffee	'22	\$8.50	1,000	\$24.00	\$39.50	\$12.75	None	\$36.00	\$59.25	Middle
Wartrace	Bedford	'20	\$13.05	500	\$29.70	\$48.20	\$20.55	500	\$37.20	\$55.70	Middle
Waverly	Humphreys	'22	\$27.97	None	\$40.22	\$52.47	\$41.95	None	\$60.30	\$78.65	Middle
Waynesboro	Wayne	'22	\$24.08	2,000	\$39.23	\$60.88	\$48.16	2,000	\$78.46	\$121.76	Middle
Winchester	Franklin	'22	\$11.64	2,000	\$26.13	\$50.28	\$19.80	2,000	\$44.49	\$85.64	Middle
Adamsville	Hardin, McNairy	'20	\$14.16	2,000	\$32.10	\$62.00	\$25.54	2,000	\$54.61	\$103.06	West
Alamo	Crockett	'20	\$4.56	1,000	\$22.80	\$45.60	\$5.98	1,000	\$29.90	\$59.80	West
Atoka	Tipton	'22	\$10.00	None	\$29.25	\$48.50	N/A	N/A	N/A	N/A	West
Bartlett	Shelby	'22	\$7.80	2,000	\$13.20	\$22.20	\$10.70	\$2,000.00	\$18.80	\$32.30	West
Bells	Crockett	'22	\$18.40	2,000	\$22.90	\$30.40	N/A	N/A	N/A	N/A	West
Bethel Springs	McNairy	'20	\$11.00	None	\$46.00	\$81.00	N/A	N/A	N/A	N/A	West
Bolivar	Hardeman	'22	\$16.22	2,000	\$28.99	\$50.29	\$24.44	2,000	\$42.99	\$73.91	West
Bradford	Gibson	'22	\$25.18	2,000	\$36.43	\$55.18	\$29.32	2,000	\$40.57	\$59.32	West
Brighton	Tipton	'20	\$11.00	500	\$20.32	\$56.79	N/A	N/A	N/A	N/A	West
Brownsville	Haywood	'22	\$10.98	2,000	\$21.61	\$36.03	\$17.31	2,000	\$34.32	\$57.42	West
Bruceston	Carroll	'20	\$13.25	None	\$37.50	\$61.75	\$14.00	None	\$43.25	\$72.50	West
Camden	Benton	'22	\$13.18	None	\$32.23	\$51.28	\$27.10	None	\$66.30	\$105.50	West
Cedar Grove	Carroll	'22	\$25.95	1,000	\$53.79	\$88.59	N/A	N/A	N/A	N/A	West
Covington	Tipton	'20	\$9.13	None	\$27.65	\$51.86	\$13.76	None	\$35.44	\$55.29	West
Dresden	Weakley	'22	\$14.00	2,000	\$21.05	\$32.80	\$29.45	2,000	\$40.91	\$60.01	West
Dyersburg	Dyer	'22	\$4.94	None	\$25.39	\$45.84	\$11.01	None	\$33.51	\$56.01	West
Friendship	Crockett	'20	\$24.00	3,000	\$38.00	\$73.00	N/A	N/A	N/A	N/A	West
Galloway	Fayette	'20	\$20.25	3,000	\$33.75	\$68.75	\$21.00	3,000	\$35.00	\$71.25	West
Germantown	Shelby	'22	\$8.78	None	\$14.48	\$20.18	N/A	N/A	N/A	N/A	West
Gibson County	Gibson	'20	\$20.59	2,000	\$36.22	\$51.15	N/A	N/A	N/A	N/A	West
Gleason	Weakley	'20	\$10.50	1,000	\$28.89	\$42.04	N/A	N/A	N/A	N/A	West
Greenfield	Weakley	'22	\$6.00	None	\$21.45	\$36.90	\$10.00	None	\$25.45	\$40.90	West

2022 TENNESSEE WATER AND SEWER RATE STUDY



2022 WATER RATES - RESIDENTIAL Sorted by Division

CITY	COUNTY	YEAR SUBMITTED	WATER INSIDE CITY LIMITS				WATER OUTSIDE CITY LIMITS				GRAND DIVISION
			MINIMUM		CHARGE FOR GALLONS		MINIMUM		CHARGE FOR GALLONS		
			BILL	VOLUME (UP TO)	5,000	10,000	BILL	VOLUME (UP TO)	5,000	10,000	
Halls	Lauderdale	'22	\$12.38	None	\$32.78	\$53.18	\$13.88	None	\$39.78	\$65.68	West
Henderson	Chester	'22	\$11.73	2,000	\$20.55	\$35.25	\$18.64	2,000	\$34.48	\$60.88	West
Henry	Henry	'22	\$45.62	2,000	\$56.87	\$75.62	\$55.33	2,000	\$67.45	\$87.65	West
Humboldt	Gibson	'20	\$10.00	None	\$26.25	\$42.50	\$15.00	None	\$31.25	\$47.50	West
Jackson	Madison	'20	\$10.84	None	\$28.17	\$36.60	\$16.15	None	\$33.70	\$39.79	West
Kenton	Gibson, Obion	'22	\$15.30	None	\$34.30	\$53.30	N/A	N/A	N/A	N/A	West
Lafayette	Fayette	'22	\$22.52	None	\$74.62	\$126.72	N/A	N/A	N/A	N/A	West
LaVergne	Lauderdale	'20	\$11.00	1,000	\$35.00	\$47.00	N/A	N/A	N/A	N/A	West
Lexington	Henderson	'22	\$21.90	2,000	\$33.36	\$52.46	\$33.02	2,000	\$44.48	\$63.58	West
Martin	Weakley	'20	\$6.55	1,000	\$18.83	\$32.47	\$13.11	1,000	\$31.86	\$69.55	West
Maury	Crockett	'22	\$16.98	None	\$43.98	\$70.98	\$16.98	None	\$43.98	\$70.98	West
McLemoresville	Carroll	'22	\$30.88	Base Fee	\$50.88	\$70.88	N/A	N/A	N/A	N/A	West
Michie	McNairy	'20	\$19.71	2,000	\$37.62	\$67.47	\$23.13	2,000	\$41.04	\$70.89	West
Middleton	Hardeman	'22	\$14.77	1,000	\$28.25	\$45.10	N/A	N/A	N/A	N/A	West
Milan	Gibson	'22	\$16.15	2,000	\$28.24	\$46.74	N/A	N/A	N/A	N/A	West
Millington	Shelby	'20	\$15.91	2,000	\$31.90	\$58.55	N/A	N/A	N/A	N/A	West
Monteagle	Shelby	'20	\$8.09	None	\$12.79	\$25.57	N/A	N/A	N/A	N/A	West
Mosheim	Fayette	'22	\$38.67	2,000	\$44.16	\$53.31	N/A	N/A	N/A	N/A	West
Murfreesboro	Tipton	'20	\$8.57	1,000	\$18.97	\$31.97	\$13.39	1,000	\$28.27	\$46.87	West
Oakland	Fayette	'20	\$11.20	3,000	\$17.60	\$33.60	\$29.46	3,000	\$37.12	\$53.12	West
Paris	Henry	'22	\$14.00	None	\$27.75	\$41.50	\$21.00	None	\$41.63	\$62.25	West
Puryear	Henry	'20	\$20.50	2,000	\$29.95	\$45.70	\$25.75	2,000	\$39.94	\$63.59	West
Ridgely	Lake	'20	\$15.95	1,000	\$29.27	\$45.92	\$24.45	1,000	\$44.41	\$69.36	West
Sardis	Henderson	'22	\$11.25	1,000	\$25.25	\$42.75	\$12.50	1,000	\$28.50	\$48.50	West
Somerville	Fayette	'20	\$12.12	None	\$22.42	\$32.72	\$14.94	None	\$25.74	\$36.54	West
South Fulton	Obion	'22	\$20.20	None	\$37.20	\$54.20	\$24.55	None	\$47.45	\$70.35	West
Stanton	Haywood	'22	\$11.83	None	\$37.53	\$63.23	\$16.56	None	\$42.26	\$67.96	West
Tiptonville	Lake	'20	\$23.07	None	\$41.12	\$59.17	N/A	N/A	N/A	N/A	West
Toone	Hardeman	'20	\$11.35	None	\$23.05	\$34.75	\$12.50	None	\$24.20	\$35.90	West
Trenton	Gibson	'22	\$12.08	None	\$33.68	\$59.08	N/A	N/A	N/A	N/A	West
Trezavant	Carroll	'20	\$21.16	1,000	\$30.56	\$42.31	\$21.16	1,000	\$30.56	\$42.31	West
Trimble	Dyer, Obion	'22	\$22.00	None	\$39.50	\$57.00	\$22.50	None	\$41.75	\$61.00	West

**2022 TENNESSEE WATER
AND SEWER RATE STUDY**



**2022 WATER RATES - RESIDENTIAL
Sorted by Division**

CITY	COUNTY	YEAR SUBMITTED	WATER INSIDE CITY LIMITS				WATER OUTSIDE CITY LIMITS				GRAND DIVISION
			MINIMUM		CHARGE FOR GALLONS		MINIMUM		CHARGE FOR GALLONS		
			BILL	VOLUME (UP TO)	5,000	10,000	BILL	VOLUME (UP TO)	5,000	10,000	
Union City	Obion	'20	\$7.60	1,000	\$27.40	\$38.90	\$15.50	1,000	\$53.30	\$70.30	West
Whiteville	Hardeman	'20	\$9.80	2,000	\$20.27	\$34.97	N/A	N/A	N/A	N/A	West
Woodbury	Cannon	'20	\$15.85	2,000	\$29.65	\$52.65	\$20.00	2,000	\$45.80	\$88.80	West
AVERAGE BILL Statewide			\$15.46	---	\$33.40	\$57.56	\$21.97	---	\$47.06	\$81.44	---
East			\$15.78	---	\$32.38	\$56.41	\$21.58	---	\$48.10	\$85.38	---
Middle			\$15.24	---	\$36.47	\$65.49	\$24.05	---	\$52.66	\$93.30	---
West			\$15.39	---	\$31.12	\$50.46	\$19.98	---	\$38.89	\$62.24	---

Sewer Rates - Residential

SORTED BY CITY AND DIVISION

**2022 TENNESSEE WATER
AND SEWER RATE STUDY**



**2022 SEWER RATES - RESIDENTIAL
Sorted by City**

CITY	COUNTY	YEAR SUBMITTED	SEWER INSIDE CITY LIMITS				SEWER OUTSIDE CITY LIMITS				GRAND DIVISION
			MINIMUM		CHARGE FOR GALLONS		MINIMUM		CHARGE FOR GALLONS		
			BILL	VOLUME (UP TO)	5,000	10,000	BILL	VOLUME (UP TO)	5,000	10,000	
Adamsville	Hardin, McNairy	'20	\$11.68	80% of Water	\$25.68	\$49.60	\$25.54	100% of water	\$54.91	\$103.06	West
Alamo	Crockett	'20	\$4.56	1000	\$22.80	\$45.60	\$5.98	1,000	\$29.90	\$59.80	West
Alcoa	Blount	'20	\$12.80	1000	\$39.55	\$66.30	\$21.85	1,000	\$67.36	\$112.85	East
Alexandria	DeKalb	'22	\$24.50	2000	\$58.10	\$116.50	N/A	N/A	N/A	N/A	Middle
Algood	Putnam	'22	\$16.91	2000	\$39.77	\$77.87	N/A	N/A	N/A	N/A	Middle
Arlington	Shelby	'22	\$9.01	None	\$31.76	\$54.51	N/A	N/A	N/A	N/A	West
Ashland City	Cheatham	'20	\$10.89	None	\$46.74	\$82.59	\$10.89	None	\$46.74	\$82.59	Middle
Athens	McMinn	'20	\$17.00	None	\$49.50	\$82.00	\$17.00	None	\$49.50	\$82.00	East
Atoka	Tipton	'22	\$8.74	None	\$32.49	\$56.24	N/A	N/A	N/A	N/A	West
Baileyton	Greene	'22	\$42.66	2000	\$70.71	\$117.46	N/A	N/A	N/A	N/A	East
Bartlett	Shelby	'22	\$9.19	2000	\$14.86	\$24.31	\$12.09	2,000	\$18.21	\$28.41	West
Baxter	Putnam	'20	\$22.97	2000	\$53.66	\$104.81	N/A	N/A	N/A	N/A	Middle
Bell Buckle	Bedford	'20	\$20.36	2000	\$41.60	\$77.00	\$45.32	2,000	\$66.56	\$101.96	Middle
Belle Meade	Davidson	'22	\$28.88	None	\$49.87	\$70.85	N/A	N/A	N/A	N/A	Middle
Bells	Crockett	'22	\$18.00	2000	\$24.00	\$34.00	N/A	N/A	N/A	N/A	West
Bethel Springs	McNairy	'20	\$51.29	2800	\$66.87	\$102.27	N/A	N/A	N/A	N/A	West
Bolivar	Hardeman	'22	\$16.22	2000	\$28.99	\$50.29	N/A	N/A	N/A	N/A	West
Bradford	Gibson	'22	\$18.54	2000	\$26.31	\$39.26	\$21.86	2,000	\$29.63	\$42.58	West
Brighton	Tipton	'20	\$11.00	500	\$20.32	\$56.79	N/A	N/A	N/A	N/A	West
Bristol	Sullivan	'22	\$13.58	2000	\$24.95	\$43.90	\$23.04	2,000	\$34.40	\$62.80	East
Brownsville	Haywood	'22	\$13.92	2000	\$24.93	\$43.28	N/A	N/A	N/A	N/A	West
Bruceeton	Carroll	'20	\$13.25	None	\$37.50	\$61.75	N/A	N/A	N/A	N/A	West
Byrdstown	Pickett	'20	\$13.99	1000	\$58.36	\$85.96	N/A	N/A	N/A	N/A	Middle
Camden	Benton	'22	\$13.18	None	\$32.23	\$51.28	\$27.10	None	\$66.30	\$105.50	West
Carthage	Smith	'22	\$17.50	1000	\$37.50	\$62.50	N/A	N/A	N/A	N/A	Middle
Celina	Clay	'20	\$6.99	None	\$30.89	\$54.79	N/A	N/A	N/A	N/A	Middle
Centerville	Hickman	'20	No Minimum	130% Water	\$40.14	\$77.00	No Minimum	130% Water	\$69.70	\$127.43	Middle
Chattanooga	Hamilton	'20	\$24.63	2,054	\$59.95	\$119.90	N/A	N/A	N/A	N/A	East
Clarksville	Montgomery	'22	No Minimum	None	\$40.35	\$80.70	No Minimum	None	\$70.70	\$141.40	Middle
Cleveland	Bradley	'22	\$8.75	None	\$37.63	\$66.50	\$12.44	1,496	\$42.94	\$86.46	East
Clifton	Wayne	'22	\$11.90	2,000	\$29.75	\$59.50	\$23.80	2,000	\$59.50	\$119.00	Middle

**2022 TENNESSEE WATER
AND SEWER RATE STUDY**



**2022 SEWER RATES - RESIDENTIAL
Sorted by City**

CITY	COUNTY	YEAR SUBMITTED	SEWER INSIDE CITY LIMITS				SEWER OUTSIDE CITY LIMITS				GRAND DIVISION
			MINIMUM		CHARGE FOR GALLONS		MINIMUM		CHARGE FOR GALLONS		
			BILL	VOLUME (UP TO)	5,000	10,000	BILL	VOLUME (UP TO)	5,000	10,000	
Clinton	Anderson	'22	\$11.75	1,000	\$31.07	\$55.22	\$17.63	1,000	\$46.63	\$82.88	East
Collegedale	Hamilton	'22	\$23.50	2,054	\$57.20	\$114.40	N/A	N/A	N/A	N/A	East
Columbia	Maury	'22	\$14.99	None	\$39.49	\$63.99	\$24.00	None	\$48.50	\$73.00	Middle
Cookeville	Putnam	'22	\$10.15	None	\$40.90	\$71.65	N/A	N/A	N/A	N/A	Middle
Covington	Tipton	'20	\$7.56	None	\$29.71	\$51.86	\$11.03	None	\$40.73	\$70.43	West
Cumberland Gap	Claiborne	'22	\$43.00	3,000	\$51.00	\$71.00	\$53.75	3,000	\$62.75	\$85.25	East
Dandridge	Jefferson	'20	\$22.34	2,000	\$39.47	\$68.02	\$34.19	2,000	\$71.09	\$132.59	East
Dayton	Rhea	'22	\$20.00	1,000	\$58.80	\$107.30	\$30.00	1,000	\$88.00	\$160.50	East
Decatur	Meigs	'22	\$17.86	2,000	\$37.03	\$68.98	\$22.06	2,000	\$43.21	\$78.46	East
Dechard	Franklin	'20	\$5.90	1,000	\$29.50	\$59.00	N/A	N/A	N/A	N/A	Middle
Dickson County	Dickson	'20	\$6.50	None	\$44.00	\$81.10	N/A	N/A	N/A	N/A	Middle
Dover	Stewart	'22	\$13.25	None	\$80.25	\$147.25	N/A	N/A	N/A	N/A	Middle
Dresden	Weakley	'22	\$21.00	2,000	\$31.58	\$49.20	\$44.18	2,000	\$61.37	\$90.02	West
Dunlap	Sequatchee	'22	No Minimum	None	\$30.00	\$60.00	N/A	N/A	N/A	N/A	East
Dyersburg	Dyer	'22	\$5.16	None	\$27.81	\$50.46	N/A	N/A	N/A	N/A	West
Elizabethton	Carter	'22	\$18.32	1,000	\$36.67	\$55.02	\$23.13	1,000	\$57.53	\$90.10	East
Englewood	McMinn	'22	\$22.02	2,000	\$53.02	\$104.68	\$42.07	2,000	\$101.29	\$199.99	East
Erin	Houston	'22	\$13.25	1,000	\$32.05	\$55.55	N/A	N/A	N/A	N/A	Middle
Etowah	McMinn	'22	\$17.64	2,000	\$40.35	\$78.20	\$25.34	2,000	\$59.39	\$116.14	East
Farragut	Knox	'20	\$21.55	1,500	\$38.80	\$58.53	N/A	N/A	N/A	N/A	East
Fayetteville	Lincoln	'22	No Minimum	None	\$61.71	\$115.25	N/A	N/A	N/A	N/A	Middle
Franklin	Williamson	'20	\$18.87	1,000	\$43.95	\$75.30	\$23.59	1,000	\$62.59	\$110.89	Middle
Gallatin	Sumner	'22	\$11.92	1,870	\$25.50	\$47.20	\$17.80	1,870	\$38.21	\$70.81	Middle
Gallaway	Fayette	'20	\$20.47	2,000	\$34.41	\$70.76	N/A	N/A	N/A	N/A	West
Gatlinburg	Sevier	'22	\$12.17	2,000	\$30.41	\$60.81	\$15.21	2,000	\$38.01	\$76.03	East
Germantown	Shelby	'22	\$5.58	None	\$15.48	\$25.38	N/A	N/A	N/A	N/A	West
Gleason	Weakley	'20	\$11.00	1,000	\$30.25	\$44.00	N/A	N/A	N/A	N/A	West
Greenbrier	Robertson	'20	\$7.00	None	\$52.90	\$98.80	\$10.00	None	\$58.60	\$107.20	Middle
Greenfield	Weakley	'22	\$23.70	3,000	\$38.70	\$58.70	\$27.70	3,000	\$42.70	\$62.70	West
Greenville	Greene	'20	\$9.50	None	\$25.30	\$40.30	N/A	N/A	N/A	N/A	East
Halls	Lauderdale	'22	\$7.20	None	\$26.70	\$46.20	N/A	N/A	N/A	N/A	West

**2022 TENNESSEE WATER
AND SEWER RATE STUDY**



**2022 SEWER RATES - RESIDENTIAL
Sorted by City**

CITY	COUNTY	YEAR SUBMITTED	SEWER INSIDE CITY LIMITS				SEWER OUTSIDE CITY LIMITS				GRAND DIVISION
			MINIMUM		CHARGE FOR GALLONS		MINIMUM		CHARGE FOR GALLONS		
			BILL	VOLUME (UP TO)	5,000	10,000	BILL	VOLUME (UP TO)	5,000	10,000	
Henderson	Chester	'22	\$11.73	2,000	\$20.55	\$35.25	\$18.64	2,000	\$34.48	\$60.88	West
Henry	Henry	'22	\$59.55	2,000	\$70.05	\$87.55	N/A	N/A	N/A	N/A	West
Humboldt	Gibson	'20	\$10.00	None	\$28.75	\$47.50	N/A	N/A	N/A	N/A	West
Jackson	Madison	'20	\$7.18	None	\$26.81	\$60.80	\$8.24	None	\$41.79	\$75.34	West
Jasper	Marion	'20	\$11.00	1,000	\$32.00	\$58.25	\$17.00	1,000	\$53.00	\$98.00	East
Jefferson City	Jefferson	'22	\$16.87	2,000	\$35.44	\$66.39	\$48.59	2,000	\$99.41	\$217.99	East
Johnson City	Washington	'22	\$6.98	None	\$42.03	\$77.08	\$12.49	None	\$75.24	\$137.99	East
Jonesborough	Washington	'20	\$20.63	1,000	\$35.63	\$60.63	\$34.38	1,000	\$61.14	\$100.84	East
Kenton	Gibson, Obion	'22	\$10.30	None	\$25.30	\$40.30	N/A	N/A	N/A	N/A	West
Kingsport	Sullivan, Hawkins	'20	\$16.28	2,000	\$40.70	\$81.40	\$24.48	2,000	\$61.20	\$122.40	East
Kingston	Roane	'22	\$13.25	1,000	\$63.05	\$125.30	\$13.25	1,000	\$63.05	\$125.30	East
Knoxville	Knox	'20	\$35.90	None	\$80.37	\$138.87	\$39.90	None	\$87.23	\$149.38	East
LaVerne	Rutherford	'20	\$22.43	2,000	\$39.86	\$68.91	N/A	N/A	N/A	N/A	Middle
Lafayette	Macon	'20	\$14.39	1,000	\$53.75	\$102.95	\$28.77	1,000	\$107.49	\$205.89	Middle
Lafollette	Campbell	'22	\$30.36	1,500	\$53.11	\$85.61	\$37.42	1,500	\$73.89	\$125.99	East
Lawrenceberg	Lawrence	'22	\$19.74	1,000	\$47.90	\$63.36	\$21.34	1,000	\$52.34	\$91.09	Middle
Lebanon	Wilson	'22	\$11.00	1,500	\$37.95	\$76.45	\$16.50	1,500	\$60.25	\$122.75	Middle
Lewisburg	Marshall	'22	\$26.20	2,000	\$52.39	\$96.04	\$32.02	2,000	\$66.10	\$122.90	Middle
Lexington	Henderson	'22	\$19.27	2,000	\$36.64	\$65.59	\$40.43	2,000	\$57.80	\$86.75	West
Livingston	Overton	'20	\$3.30	None	\$18.30	\$33.30	N/A	N/A	N/A	N/A	Middle
Lobelville	Perry	'22	\$22.13	2,000	\$44.84	\$82.69	N/A	N/A	N/A	N/A	Middle
Loudon	Loudon	'22	\$11.00	None	\$35.35	\$59.70	\$11.00	None	\$47.55	\$84.10	East
Luttrell	Union	'20	\$28.54	1,000	\$69.54	\$120.79	\$36.55	1,000	\$92.55	\$162.55	East
Lynchburg	Moore	'20	\$5.38	None	\$60.68	\$115.38	N/A	N/A	N/A	N/A	Middle
Madisonville	Monroe	'22	\$16.63	2,000	\$33.70	\$62.15	N/A	N/A	N/A	N/A	East
Manchester	Coffee	'22	\$11.14	2,000	\$27.85	\$55.70	\$22.28	2,000	\$55.70	\$111.40	Middle
Martin	Weakley	'20	\$11.19	1,000	\$31.99	\$55.30	\$22.39	1,000	\$64.03	\$128.60	West
Maryville	Blount	'22	\$13.82	None	\$29.12	\$50.97	\$19.73	None	\$42.62	\$75.32	East
Maury	Crockett	'22	\$16.98	None	\$43.98	\$70.98	N/A	N/A	N/A	N/A	West
Maynardville	Union	'20	\$22.70	2,000	\$47.60	\$89.10	\$34.01	2,000	\$7.12	\$132.97	East
McMinnville	Warren	'22	\$7.50	None	\$39.15	\$70.80	\$13.50	None	\$58.30	\$103.10	Middle

**2022 TENNESSEE WATER
AND SEWER RATE STUDY**



**2022 SEWER RATES - RESIDENTIAL
Sorted by City**

CITY	COUNTY	YEAR SUBMITTED	SEWER INSIDE CITY LIMITS				SEWER OUTSIDE CITY LIMITS				GRAND DIVISION
			MINIMUM		CHARGE FOR GALLONS		MINIMUM		CHARGE FOR GALLONS		
			BILL	VOLUME (UP TO)	5,000	10,000	BILL	VOLUME (UP TO)	5,000	10,000	
Nashville Metro	Davidson	'20	\$8.14	1,496	\$19.84	\$25.69	N/A	N/A	N/A	N/A	Middle
Middleton	Hardeman	'22	\$15.50	1,000	\$29.66	\$47.36	N/A	N/A	N/A	N/A	West
Milan	Gibson	'22	\$16.15	2,000	\$28.24	\$47.79	N/A	N/A	N/A	N/A	West
Millersville	Robertson, Sumner	'22	\$20.76	1,200	\$56.97	\$104.62	N/A	N/A	N/A	N/A	Middle
Monterey	Putnam	'22	\$16.75	2,000	\$37.57	\$69.47	\$26.25	2,000	\$58.58	\$108.08	East
Millington	Shelby	'20	\$8.38	2,000	\$20.50	\$48.23	N/A	N/A	N/A	N/A	West
Monteagle	Grundy, Marion	'20	\$21.38	2,000	\$56.15	\$114.10	\$33.99	2,000	\$79.71	\$155.91	Middle
Morristown	Hamblen	'22	\$25.00	2,000	\$62.50	\$125.00	\$25.00	2,000	\$100.00	\$225.00	East
Moscow	Fayette	'22	\$40.93	2,000	\$46.75	\$56.45	N/A	N/A	N/A	N/A	West
Mosheim	Greene	'22	\$26.08	2,000	\$58.01	\$113.81	N/A	N/A	N/A	N/A	East
Mount Carmel	Hawkins	'20	\$32.50	2,000	\$47.75	\$74.50	N/A	N/A	N/A	N/A	East
Mount Pleasant	Maury	'22	\$50.00	2,000	\$67.67	\$97.12	N/A	N/A	N/A	N/A	Middle
Mountain City	Johnson	'20	\$8.08	2,000	\$20.20	\$40.40	\$16.16	2,000	\$37.37	\$72.72	East
Munford	Tipton	'20	\$8.57	1,000	\$27.32	\$53.37	N/A	N/A	N/A	N/A	West
Murfreesboro	Rutherford	'20	\$10.22	None	\$38.57	\$66.92	N/A	N/A	N/A	N/A	Middle
New Johnsonville	Humphreys	'22	\$23.50	1,500	\$45.38	\$73.38	\$31.48	1,500	\$64.28	\$99.28	Middle
Newport	Cocke	'20	\$18.00	None	\$36.00	\$54.00	\$24.30	None	\$49.05	\$73.80	East
Niota	McMinn	'20	\$20.46	2,000	\$62.31	\$132.06	N/A	N/A	N/A	N/A	East
Norris	Anderson	'22	\$44.01	2,000	\$66.66	\$108.84	N/A	N/A	N/A	N/A	East
Oneida	Scott	'20	\$22.32	2,000	\$55.80	\$111.60	\$23.64	2,000	\$59.10	\$118.20	East
Paris	Henry	'22	\$17.50	None	\$38.75	\$60.00	\$26.25	None	\$49.38	\$90.00	West
Pigeon Forge	Sevier	'22	\$17.70	2,000	\$37.26	\$71.36	N/A	N/A	N/A	N/A	East
Pikeville	Bledsoe	'22	\$19.95	2,000	\$36.96	\$65.31	\$25.94	2,000	\$48.05	\$84.90	East
Portland	Sumner	'22	\$28.75	2,500	\$57.50	\$115.00	\$37.25	2,500	\$74.50	\$149.00	Middle
Puryear	Henry	'20	\$12.03	None	\$32.53	\$53.03	\$18.05	None	\$48.75	\$79.45	West
Ridgley	Lake	'20	\$10.33	1,000	\$22.73	\$38.23	\$15.45	1,000	\$29.89	\$47.94	West
Savannah	Hardin	'20	\$6.13	1,000	\$30.65	\$61.30	N/A	N/A	N/A	N/A	West
Sevierville	Sevier	'20	\$10.02	None	\$36.37	\$62.72	\$20.03	None	\$72.83	\$125.63	East
Shelbyville	Bedford	'22	\$16.70	1,000	\$46.30	\$83.30	\$21.50	1,000	\$59.70	\$88.10	Middle
Smyrna	Rutherford	'22	\$17.96	2,000	\$32.36	\$56.36	\$26.80	2,000	\$46.00	\$78.00	Middle
Somerville	Fayette	'20	\$24.39	None	\$32.29	\$40.19	N/A	N/A	N/A	N/A	West

**2022 TENNESSEE WATER
AND SEWER RATE STUDY**



**2022 SEWER RATES - RESIDENTIAL
Sorted by City**

CITY	COUNTY	YEAR SUBMITTED	SEWER INSIDE CITY LIMITS				SEWER OUTSIDE CITY LIMITS				GRAND DIVISION
			MINIMUM		CHARGE FOR GALLONS		MINIMUM		CHARGE FOR GALLONS		
			BILL	VOLUME (UP TO)	5,000	10,000	BILL	VOLUME (UP TO)	5,000	10,000	
South Fulton	Obion	'22	\$20.20	None	\$56.75	\$93.30	N/A	N/A	N/A	N/A	West
South Pittsburg	Marion	'22	\$10.26	2,000	\$26.28	\$35.88	\$15.34	\$2,000.00	\$29.77	\$53.82	East
Springfield	Robertson	'22	\$43.18	None	\$84.28	\$152.78	\$64.78	None	\$126.40	\$229.10	Middle
Spencer	Van Buren	'20	\$9.00	None	\$56.50	\$104.00	\$13.00	None	\$65.50	\$118.00	Middle
Stanton	Haywood	'22	\$10.44	None	\$41.49	\$72.54	N/A	N/A	N/A	N/A	West
Tellico Plains	Monroe	'22	\$27.40	2,000	\$51.31	\$107.10	N/A	N/A	N/A	N/A	East
Tennessee Ridge	Houston, Stewart	'20	\$23.14	1,500	\$34.83	\$51.53	\$23.14	1,500	\$34.83	\$51.53	Middle
Tiptonville	Lake	'20	\$16.17	None	\$29.07	\$41.97	N/A	N/A	N/A	N/A	West
Toone	Hardeman	'20	\$16.20	None	\$29.70	\$43.20	N/A	N/A	N/A	N/A	West
Trenton	Gibson	'22	\$25.00	None	\$70.00	\$120.00	N/A	N/A	N/A	N/A	West
Trezevant	Carroll	'20	\$23.28	1,000	\$33.64	\$46.59	N/A	N/A	N/A	N/A	West
Trimble	Dyer, Obion	'22	\$14.00	None	\$29.00	\$44.00	\$14.00	None	\$30.75	\$47.50	West
Tullahoma	Coffee	'22	\$10.00	None	\$38.65	\$67.30	N/A	N/A	N/A	N/A	Middle
Union City	Obion	'20	\$7.15	None	\$17.40	\$27.65	\$15.70	None	\$26.20	\$36.70	West
Wartburg	Morgan	'20	\$21.58	2,000	\$38.74	\$67.34	N/A	N/A	N/A	N/A	East
Wartrace	Bedford	'20	\$7.50	500	\$30.00	\$57.50	N/A	N/A	N/A	N/A	Middle
Waverly	Humphreys	'22	\$31.71	None	\$47.31	\$62.91	\$47.60	None	\$71.05	\$94.50	Middle
Waynesboro	Wayne	'22	\$18.49	2,000	\$30.97	\$49.92	\$36.98	2,000	\$61.94	\$73.96	Middle
White Pine	Jefferson	'20	\$19.40	None	\$37.43	\$67.48	\$33.28	None	\$62.44	\$111.04	East
Whiteville	Hardeman	'20	\$8.57	2,000	\$14.48	\$24.33	N/A	N/A	N/A	N/A	West
Winchester	Franklin	'22	\$22.35	2,000	\$50.17	\$96.54	\$38.02	2,000	\$85.42	\$164.43	Middle
Woodbury	Cannon	'20	\$20.00	2,000	\$37.40	\$66.40	\$21.00	2,000	\$48.00	\$93.00	West
AVERAGE BILL			\$17.55	---	\$40.34	\$70.86	\$25.22	---	\$57.80	\$104.79	---

**2022 TENNESSEE WATER
AND SEWER RATE STUDY**



**2022 SEWER RATES - RESIDENTIAL
Sorted by Division**

CITY	COUNTY	YEAR SUBMITTED	SEWER INSIDE CITY LIMITS				SEWER OUTSIDE CITY LIMITS				GRAND DIVISION
			MINIMUM		CHARGE FOR GALLONS		MINIMUM		CHARGE FOR GALLONS		
			BILL	VOLUME (UP TO)	5,000	10,000	BILL	VOLUME (UP TO)	5,000	10,000	
Alcoa	Blount	'20	\$12.80	1000	\$39.55	\$66.30	\$21.85	1,000	\$67.36	\$112.85	East
Athens	McMinn	'20	\$17.00	None	\$49.50	\$82.00	\$17.00	None	\$49.50	\$82.00	East
Baileyton	Greene	'22	\$42.66	2000	\$70.71	\$117.46	N/A	N/A	N/A	N/A	East
Bristol	Sullivan	'22	\$13.58	2000	\$24.95	\$43.90	\$23.04	2,000	\$34.40	\$62.80	East
Chattanooga	Hamilton	'20	\$24.63	2,054	\$59.95	\$119.90	N/A	N/A	N/A	N/A	East
Cleveland	Bradley	'22	\$8.75	None	\$37.63	\$66.50	\$12.44	1,496	\$42.94	\$86.46	East
Clinton	Anderson	'22	\$11.75	1,000	\$31.07	\$55.22	\$17.63	1,000	\$46.63	\$82.88	East
Collegedale	Hamilton	'22	\$23.50	2,054	\$57.20	\$114.40	N/A	N/A	N/A	N/A	East
Cumberland Gap	Claiborne	'22	\$43.00	3,000	\$51.00	\$71.00	\$53.75	3,000	\$62.75	\$85.25	East
Dandridge	Jefferson	'20	\$22.34	2,000	\$39.47	\$68.02	\$34.19	2,000	\$71.09	\$132.59	East
Dayton	Rhea	'22	\$20.00	1,000	\$58.80	\$107.30	\$30.00	1,000	\$88.00	\$160.50	East
Decatur	Meigs	'22	\$17.86	2,000	\$37.03	\$68.98	\$22.06	2,000	\$43.21	\$78.46	East
Dunlap	Sequatchee	'22	No Minimum	None	\$30.00	\$60.00	N/A	N/A	N/A	N/A	East
Elizabethton	Carter	'22	\$18.32	1,000	\$36.67	\$55.02	\$23.13	1,000	\$57.53	\$90.10	East
Englewood	McMinn	'22	\$22.02	2,000	\$53.02	\$104.68	\$42.07	2,000	\$101.29	\$199.99	East
Etowah	McMinn	'22	\$17.64	2,000	\$40.35	\$78.20	\$25.34	2,000	\$59.39	\$116.14	East
Farragut	Knox	'20	\$21.55	1,500	\$38.80	\$58.53	N/A	N/A	N/A	N/A	East
Gatlinburg	Sevier	'22	\$12.17	2,000	\$30.41	\$60.81	\$15.21	2,000	\$38.01	\$76.03	East
Greenville	Greene	'20	\$9.50	None	\$25.30	\$40.30	N/A	N/A	N/A	N/A	East
Jasper	Marion	'20	\$11.00	1,000	\$32.00	\$58.25	\$17.00	1,000	\$53.00	\$98.00	East
Jefferson City	Jefferson	'22	\$16.87	2,000	\$35.44	\$66.39	\$48.59	2,000	\$99.41	\$217.99	East
Johnson City	Washington	'22	\$6.98	None	\$42.03	\$77.08	\$12.49	None	\$75.24	\$137.99	East
Jonesborough	Washington	'20	\$20.63	1,000	\$35.63	\$60.63	\$34.38	1,000	\$61.14	\$100.84	East
Kingsport	Sullivan, Hawkins	'20	\$16.28	2,000	\$40.70	\$81.40	\$24.48	2,000	\$61.20	\$122.40	East
Kingston	Roane	'22	\$13.25	1,000	\$63.05	\$125.30	\$13.25	1,000	\$63.05	\$125.30	East
Knoxville	Knox	'20	\$35.90	None	\$80.37	\$138.87	\$39.90	None	\$87.23	\$149.38	East
Lafollette	Campbell	'22	\$30.36	1,500	\$53.11	\$85.61	\$37.42	1,500	\$73.89	\$125.99	East
Loudon	Loudon	'22	\$11.00	None	\$35.35	\$59.70	\$11.00	None	\$47.55	\$84.10	East
Luttrell	Union	'20	\$28.54	1,000	\$69.54	\$120.79	\$36.55	1,000	\$92.55	\$162.55	East
Madisonville	Monroe	'22	\$16.63	2,000	\$33.70	\$62.15	N/A	N/A	N/A	N/A	East
Maryville	Blount	'22	\$13.82	None	\$29.12	\$50.97	\$19.73	None	\$42.62	\$75.32	East

**2022 TENNESSEE WATER
AND SEWER RATE STUDY**



**2022 SEWER RATES - RESIDENTIAL
Sorted by Division**

CITY	COUNTY	YEAR SUBMITTED	SEWER INSIDE CITY LIMITS				SEWER OUTSIDE CITY LIMITS				GRAND DIVISION
			MINIMUM		CHARGE FOR GALLONS		MINIMUM		CHARGE FOR GALLONS		
			BILL	VOLUME (UP TO)	5,000	10,000	BILL	VOLUME (UP TO)	5,000	10,000	
Maynardville	Union	'20	\$22.70	2,000	\$47.60	\$89.10	\$34.01	2,000	\$7.12	\$132.97	East
Monterey	Putnam	'22	\$16.75	2,000	\$37.57	\$69.47	\$26.25	2,000	\$58.58	\$108.08	East
Morristown	Hamblen	'22	\$25.00	2,000	\$62.50	\$125.00	\$25.00	2,000	\$100.00	\$225.00	East
Mosheim	Greene	'22	\$26.08	2,000	\$58.01	\$113.81	N/A	N/A	N/A	N/A	East
Mount Carmel	Hawkins	'20	\$32.50	2,000	\$47.75	\$74.50	N/A	N/A	N/A	N/A	East
Mountain City	Johnson	'20	\$8.08	2,000	\$20.20	\$40.40	\$16.16	2,000	\$37.37	\$72.72	East
Newport	Cocke	'20	\$18.00	None	\$36.00	\$54.00	\$24.30	None	\$49.05	\$73.80	East
Niota	McMinn	'20	\$20.46	2,000	\$62.31	\$132.06	N/A	N/A	N/A	N/A	East
Norris	Anderson	'22	\$44.01	2,000	\$66.66	\$108.84	N/A	N/A	N/A	N/A	East
Oneida	Scott	'20	\$22.32	2,000	\$55.80	\$111.60	\$23.64	2,000	\$59.10	\$118.20	East
Pigeon Forge	Sevier	'22	\$17.70	2,000	\$37.26	\$71.36	N/A	N/A	N/A	N/A	East
Pikeville	Bledsoe	'22	\$19.95	2,000	\$36.96	\$65.31	\$25.94	2,000	\$48.05	\$84.90	East
Sevierville	Sevier	'20	\$10.02	None	\$36.37	\$62.72	\$20.03	None	\$72.83	\$125.63	East
South Pittsburg	Marion	'22	\$10.26	2,000	\$26.28	\$35.88	\$15.34	\$2,000.00	\$29.77	\$53.82	East
Tellico Plains	Monroe	'22	\$27.40	2,000	\$51.31	\$107.10	N/A	N/A	N/A	N/A	East
Wartburg	Morgan	'20	\$21.58	2,000	\$38.74	\$67.34	N/A	N/A	N/A	N/A	East
White Pine	Jefferson	'20	\$19.40	None	\$37.43	\$67.48	\$33.28	None	\$62.44	\$111.04	East
Alexandria	DeKalb	'22	\$24.50	2000	\$58.10	\$116.50	N/A	N/A	N/A	N/A	Middle
Algood	Putnam	'22	\$16.91	2000	\$39.77	\$77.87	N/A	N/A	N/A	N/A	Middle
Ashland City	Cheatham	'20	\$10.89	None	\$46.74	\$82.59	\$10.89	None	\$46.74	\$82.59	Middle
Baxter	Putnam	'20	\$22.97	2000	\$53.66	\$104.81	N/A	N/A	N/A	N/A	Middle
Bell Buckle	Bedford	'20	\$20.36	2000	\$41.60	\$77.00	\$45.32	2,000	\$66.56	\$101.96	Middle
Belle Meade	Davidson	'22	\$28.88	None	\$49.87	\$70.85	N/A	N/A	N/A	N/A	Middle
Byrdstown	Pickett	'20	\$13.99	1000	\$58.36	\$85.96	N/A	N/A	N/A	N/A	Middle
Carthage	Smith	'22	\$17.50	1000	\$37.50	\$62.50	N/A	N/A	N/A	N/A	Middle
Celina	Clay	'20	\$6.99	None	\$30.89	\$54.79	N/A	N/A	N/A	N/A	Middle
Centerville	Hickman	'20	No Minimum	130% Water	\$40.14	\$77.00	No Minimum	130% Water	\$69.70	\$127.43	Middle
Clarksville	Montgomery	'22	No Minimum	None	\$40.35	\$80.70	No Minimum	None	\$70.70	\$141.40	Middle
Clifton	Wayne	'22	\$11.90	2,000	\$29.75	\$59.50	\$23.80	2,000	\$59.50	\$119.00	Middle
Columbia	Maury	'22	\$14.99	None	\$39.49	\$63.99	\$24.00	None	\$48.50	\$73.00	Middle
Cookeville	Putnam	'22	\$10.15	None	\$40.90	\$71.65	N/A	N/A	N/A	N/A	Middle

**2022 TENNESSEE WATER
AND SEWER RATE STUDY**



**2022 SEWER RATES - RESIDENTIAL
Sorted by Division**

CITY	COUNTY	YEAR SUBMITTED	SEWER INSIDE CITY LIMITS				SEWER OUTSIDE CITY LIMITS				GRAND DIVISION
			MINIMUM		CHARGE FOR GALLONS		MINIMUM		CHARGE FOR GALLONS		
			BILL	VOLUME (UP TO)	5,000	10,000	BILL	VOLUME (UP TO)	5,000	10,000	
Dechard	Franklin	'20	\$5.90	1,000	\$29.50	\$59.00	N/A	N/A	N/A	N/A	Middle
Dickson County	Dickson	'20	\$6.50	None	\$44.00	\$81.10	N/A	N/A	N/A	N/A	Middle
Dover	Stewart	'22	\$13.25	None	\$80.25	\$147.25	N/A	N/A	N/A	N/A	Middle
Erin	Houston	'22	\$13.25	1,000	\$32.05	\$55.55	N/A	N/A	N/A	N/A	Middle
Fayetteville	Lincoln	'22	No Minimum	None	\$61.71	\$115.25	N/A	N/A	N/A	N/A	Middle
Franklin	Williamson	'20	\$18.87	1,000	\$43.95	\$75.30	\$23.59	1,000	\$62.59	\$110.89	Middle
Gallatin	Sumner	'22	\$11.92	1,870	\$25.50	\$47.20	\$17.80	1,870	\$38.21	\$70.81	Middle
Greenbrier	Robertson	'20	\$7.00	None	\$52.90	\$98.80	\$10.00	None	\$58.60	\$107.20	Middle
LaVergne	Rutherford	'20	\$22.43	2,000	\$39.86	\$68.91	N/A	N/A	N/A	N/A	Middle
Lafayette	Macon	'20	\$14.39	1,000	\$53.75	\$102.95	\$28.77	1,000	\$107.49	\$205.89	Middle
Lawrenceberg	Lawrence	'22	\$19.74	1,000	\$47.90	\$63.36	\$21.34	1,000	\$52.34	\$91.09	Middle
Lebanon	Wilson	'22	\$11.00	1,500	\$37.95	\$76.45	\$16.50	1,500	\$60.25	\$122.75	Middle
Lewisburg	Marshall	'22	\$26.20	2,000	\$52.39	\$96.04	\$32.02	2,000	\$66.10	\$122.90	Middle
Livingston	Overton	'20	\$3.30	None	\$18.30	\$33.30	N/A	N/A	N/A	N/A	Middle
Lobelville	Perry	'22	\$22.13	2,000	\$44.84	\$82.69	N/A	N/A	N/A	N/A	Middle
Lynchburg	Moore	'20	\$5.38	None	\$60.68	\$115.38	N/A	N/A	N/A	N/A	Middle
Manchester	Coffee	'22	\$11.14	2,000	\$27.85	\$55.70	\$22.28	2,000	\$55.70	\$111.40	Middle
McMinnville	Warren	'22	\$7.50	None	\$39.15	\$70.80	\$13.50	None	\$58.30	\$103.10	Middle
Nashville Metro	Davidson	'20	\$8.14	1,496	\$19.84	\$25.69	N/A	N/A	N/A	N/A	Middle
Millersville	Robertson, Sumner	'22	\$20.76	1,200	\$56.97	\$104.62	N/A	N/A	N/A	N/A	Middle
Monteagle	Grundy, Marion	'20	\$21.38	2,000	\$56.15	\$114.10	\$33.99	2,000	\$79.71	\$155.91	Middle
Mount Pleasant	Maury	'22	\$50.00	2,000	\$67.67	\$97.12	N/A	N/A	N/A	N/A	Middle
Murfreesboro	Rutherford	'20	\$10.22	None	\$38.57	\$66.92	N/A	N/A	N/A	N/A	Middle
New Johnsonville	Humphreys	'22	\$23.50	1,500	\$45.38	\$73.38	\$31.48	1,500	\$64.28	\$99.28	Middle
Portland	Sumner	'22	\$28.75	2,500	\$57.50	\$115.00	\$37.25	2,500	\$74.50	\$149.00	Middle
Shelbyville	Bedford	'22	\$16.70	1,000	\$46.30	\$83.30	\$21.50	1,000	\$59.70	\$88.10	Middle
Smyrna	Rutherford	'22	\$17.96	2,000	\$32.36	\$56.36	\$26.80	2,000	\$46.00	\$78.00	Middle
Springfield	Robertson	'22	\$43.18	None	\$84.28	\$152.78	\$64.78	None	\$126.40	\$229.10	Middle
Spencer	Van Buren	'20	\$9.00	None	\$56.50	\$104.00	\$13.00	None	\$65.50	\$118.00	Middle
Tullahoma	Coffee	'22	\$10.00	None	\$38.65	\$67.30	N/A	N/A	N/A	N/A	Middle
Wartrace	Bedford	'20	\$7.50	500	\$30.00	\$57.50	N/A	N/A	N/A	N/A	Middle

**2022 TENNESSEE WATER
AND SEWER RATE STUDY**



**2022 SEWER RATES - RESIDENTIAL
Sorted by Division**

CITY	COUNTY	YEAR SUBMITTED	SEWER INSIDE CITY LIMITS				SEWER OUTSIDE CITY LIMITS				GRAND DIVISION
			MINIMUM		CHARGE FOR GALLONS		MINIMUM		CHARGE FOR GALLONS		
			BILL	VOLUME (UP TO)	5,000	10,000	BILL	VOLUME (UP TO)	5,000	10,000	
Waverly	Humphreys	'22	\$31.71	None	\$47.31	\$62.91	\$47.60	None	\$71.05	\$94.50	Middle
Waynesboro	Wayne	'22	\$18.49	2,000	\$30.97	\$49.92	\$36.98	2,000	\$61.94	\$73.96	Middle
Winchester	Franklin	'22	\$22.35	2,000	\$50.17	\$96.54	\$38.02	2,000	\$85.42	\$164.43	Middle
Tennessee Ridge	Houston, Stewart	'20	\$23.14	1,500	\$34.83	\$51.53	\$23.14	1,500	\$34.83	\$51.53	Middle
Adamsville	Hardin, McNairy	'20	\$11.68	80% of Water	\$25.68	\$49.60	\$25.54	100% of water	\$54.91	\$103.06	West
Alamo	Crockett	'20	\$11.68	1000	\$22.80	\$45.60	\$5.98	1,000	\$29.90	\$59.80	West
Arlington	Shelby	'22	\$11.68	None	\$31.76	\$54.51	N/A	N/A	N/A	N/A	West
Atoka	Tipton	'22	\$11.68	None	\$32.49	\$56.24	N/A	N/A	N/A	N/A	West
Bartlett	Shelby	'22	\$11.68	2000	\$14.86	\$24.31	\$12.09	2,000	\$18.21	\$28.41	West
Bells	Crockett	'22	\$11.68	2000	\$24.00	\$34.00	N/A	N/A	N/A	N/A	West
Bethel Springs	McNairy	'20	\$11.68	2800	\$66.87	\$102.27	N/A	N/A	N/A	N/A	West
Bolivar	Hardeman	'22	\$11.68	2000	\$28.99	\$50.29	N/A	N/A	N/A	N/A	West
Bradford	Gibson	'22	\$11.68	2000	\$26.31	\$39.26	\$21.86	2,000	\$29.63	\$42.58	West
Brighton	Tipton	'20	\$11.68	500	\$20.32	\$56.79	N/A	N/A	N/A	N/A	West
Brownsville	Haywood	'22	\$11.68	2000	\$24.93	\$43.28	N/A	N/A	N/A	N/A	West
Bruceton	Carroll	'20	\$11.68	None	\$37.50	\$61.75	N/A	N/A	N/A	N/A	West
Camden	Benton	'22	\$11.68	None	\$32.23	\$51.28	\$27.10	None	\$66.30	\$105.50	West
Covington	Tipton	'20	\$11.68	None	\$29.71	\$51.86	\$11.03	None	\$40.73	\$70.43	West
Dresden	Weakley	'22	\$11.68	2,000	\$31.58	\$49.20	\$44.18	2,000	\$61.37	\$90.02	West
Dyersburg	Dyer	'22	\$11.68	None	\$27.81	\$50.46	N/A	N/A	N/A	N/A	West
Gallaway	Fayette	'20	\$11.68	2,000	\$34.41	\$70.76	N/A	N/A	N/A	N/A	West
Germantown	Shelby	'22	\$11.68	None	\$15.48	\$25.38	N/A	N/A	N/A	N/A	West
Gleason	Weakley	'20	\$11.68	1,000	\$30.25	\$44.00	N/A	N/A	N/A	N/A	West
Greenfield	Weakley	'22	\$11.68	3,000	\$38.70	\$58.70	\$27.70	3,000	\$42.70	\$62.70	West
Halls	Lauderdale	'22	\$11.68	None	\$26.70	\$46.20	N/A	N/A	N/A	N/A	West
Henderson	Chester	'22	\$11.68	2,000	\$20.55	\$35.25	\$18.64	2,000	\$34.48	\$60.88	West
Henry	Henry	'22	\$11.68	2,000	\$70.05	\$87.55	N/A	N/A	N/A	N/A	West
Humboldt	Gibson	'20	\$11.68	None	\$28.75	\$47.50	N/A	N/A	N/A	N/A	West
Jackson	Madison	'20	\$11.68	None	\$26.81	\$60.80	\$8.24	None	\$41.79	\$75.34	West
Kenton	Gibson, Obion	'22	\$11.68	None	\$25.30	\$40.30	N/A	N/A	N/A	N/A	West
Lexington	Henderson	'22	\$11.68	2,000	\$36.64	\$65.59	\$40.43	2,000	\$57.80	\$86.75	West

**2022 TENNESSEE WATER
AND SEWER RATE STUDY**

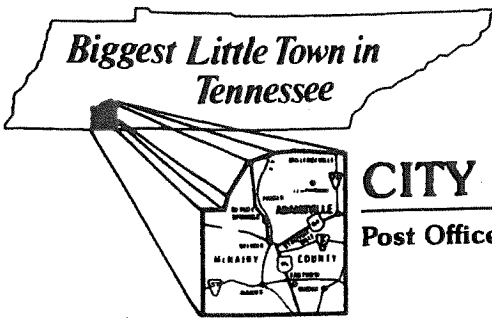


**2022 SEWER RATES - RESIDENTIAL
Sorted by Division**

CITY	COUNTY	YEAR SUBMITTED	SEWER INSIDE CITY LIMITS				SEWER OUTSIDE CITY LIMITS				GRAND DIVISION
			MINIMUM		CHARGE FOR GALLONS		MINIMUM		CHARGE FOR GALLONS		
			BILL	VOLUME (UP TO)	5,000	10,000	BILL	VOLUME (UP TO)	5,000	10,000	
Martin	Weakley	'20	\$11.68	1,000	\$31.99	\$55.30	\$22.39	1,000	\$64.03	\$128.60	West
Maury	Crockett	'22	\$11.68	None	\$43.98	\$70.98	N/A	N/A	N/A	N/A	West
Middleton	Hardeman	'22	\$11.68	1,000	\$29.66	\$47.36	N/A	N/A	N/A	N/A	West
Milan	Gibson	'22	\$11.68	2,000	\$28.24	\$47.79	N/A	N/A	N/A	N/A	West
Millington	Shelby	'20	\$11.68	2,000	\$20.50	\$48.23	N/A	N/A	N/A	N/A	West
Moscow	Fayette	'22	\$11.68	2,000	\$46.75	\$56.45	N/A	N/A	N/A	N/A	West
Munford	Tipton	'20	\$11.68	1,000	\$27.32	\$53.37	N/A	N/A	N/A	N/A	West
Paris	Henry	'22	\$11.68	None	\$38.75	\$60.00	\$26.25	None	\$49.38	\$90.00	West
Puryear	Henry	'20	\$11.68	None	\$32.53	\$53.03	\$18.05	None	\$48.75	\$79.45	West
Ridgley	Lake	'20	\$11.68	1,000	\$22.73	\$38.23	\$15.45	1,000	\$29.89	\$47.94	West
Savannah	Hardin	'20	\$11.68	1,000	\$30.65	\$61.30	N/A	N/A	N/A	N/A	West
Somerville	Fayette	'20	\$11.68	None	\$32.29	\$40.19	N/A	N/A	N/A	N/A	West
South Fulton	Obion	'22	\$11.68	None	\$56.75	\$93.30	N/A	N/A	N/A	N/A	West
Stanton	Haywood	'22	\$11.68	None	\$41.49	\$72.54	N/A	N/A	N/A	N/A	West
Tiptonville	Lake	'20	\$11.68	None	\$29.07	\$41.97	N/A	N/A	N/A	N/A	West
Toone	Hardeman	'20	\$11.68	None	\$29.70	\$43.20	N/A	N/A	N/A	N/A	West
Trenton	Gibson	'22	\$11.68	None	\$70.00	\$120.00	N/A	N/A	N/A	N/A	West
Trezevant	Carroll	'20	\$11.68	1,000	\$33.64	\$46.59	N/A	N/A	N/A	N/A	West
Trimble	Dyer, Obion	'22	\$11.68	None	\$29.00	\$44.00	\$14.00	None	\$30.75	\$47.50	West
Union City	Obion	'20	\$11.68	None	\$17.40	\$27.65	\$15.70	None	\$26.20	\$36.70	West
Whiteville	Hardeman	'20	\$11.68	2,000	\$14.48	\$24.33	N/A	N/A	N/A	N/A	West
Woodbury	Cannon	'20	\$11.68	2,000	\$37.40	\$66.40	\$21.00	2,000	\$48.00	\$93.00	West
AVERAGE BILL	Statewide		\$16.18	---	\$40.34	\$70.86	\$25.22	---	\$57.80	\$104.79	---
	East		\$20.05	---	\$44.17	\$79.62	\$25.78	---	\$60.10	\$113.88	---
	Middle		\$17.02	---	\$44.76	\$79.79	\$27.68	---	\$65.02	\$115.12	---
	West		\$11.68	---	\$32.16	\$53.37	\$20.87	---	\$43.05	\$72.70	---

Utility Rate Schedules

Adamsville, Tennessee
Hardin, McNairy County
Year Submitted: 2020



CITY OF ADAMSVILLE

Post Office Box 301 • Adamsville, TN 38310 • (731) 632-1401

DAVID LECKNER
Mayor

JACKIE HAMM
EMILY HOPPER
LEE WINTERS
MATT WOOD
Commissioners

KARA HILL
City Administrator

City of Adamsville

PO Box 301

Adamsville, TN 38310

Allen & Hoshall,

Below is the requested 2020 Water and Sewer Rates for City of Adamsville:

Water Rates:

Inside City:	0-2000 gallons	\$14.16
	All Over 2000	\$5.98 Per Thousand Gallons
Outside City:	0-2000 gallons	\$25.54
	All Over 2000	\$9.69 Per Thousand Gallons

Sewer Rates:

Inside City:	80% of Water Consumption
Outside City:	100% of Water Consumption

Thank you,

LeAnne McDaniel

City of Adamsville Utilities

Billing Clerk

Alamo, Tennessee
Crockett County
Year Submitted: 2020

ORDINANCE NO. 2019- **3**

AN ORDINANCE OF THE TOWN OF ALAMO, TENNESSEE, ESTABLISHING A FEE SCHEDULE FOR CUSTOMERS OF THE MUNICIPAL WATER AND WASTEWATER UTILITIES.

WHEREAS, the Alamo Board of Mayor and Aldermen has identified the need to periodically adjust municipal utility rates to keep pace with increases in the operation and maintenance costs associated with municipal utilities and to assure compliance with State regulations.

NOW, THEREFORE, BE IT ORDAINED BY THE BOARD OF MAYOR AND ALDERMEN OF THE TOWN OF ALAMO, TENNESSEE, AS FOLLOWS:

1. Municipal Water Rates for In-Town Customers. The Alamo Board of Mayor and Aldermen hereby adopts the following monthly rate schedule applicable to all in-town customers of the municipal water utility, exclusive of state and local sales taxes:

RATE CLASS	SERVICE CHARGE	PRICE PER 1000 GALLONS
¾" Service Connection	\$12.00	\$4.56
1-Inch Service Connection	\$26.00	\$4.56
1.5-Inch Service Connection	\$36.00	\$4.56
2-Inch Service Connection	\$50.00	\$4.56
2-Inch Compound Meter	\$78.00	\$4.56
3-Inch Service Connection	\$68.00	\$4.56
3-Inch Compound Meter	\$96.00	\$4.56
4-Inch Service Connection	\$96.00	\$4.56
4-Inch Compound Meter	\$123.00	\$4.56
2-Unit, One Meter, ¾" connection	\$23.00	\$4.56
3-Unit, One Meter, ¾" connection	\$33.00	\$4.56
4-Unit, One Meter, ¾" connection	\$43.00	\$4.56
3-Unit, One Meter, 1-Inch connection	\$70.00	\$4.56

2. Municipal Water Rates for Out-of-Town Customers. The Alamo Board of Mayor and Aldermen hereby adopts the following monthly rate schedule applicable to all customers served by the municipal water utility at locations outside the corporate limits of Alamo, exclusive of state and local taxes:

RATE CLASS	SERVICE CHARGE	PER 1000 GALLONS
¾" Service Connection	\$14.10	\$5.98
1-Inch Service Connection	\$33.50	\$5.98
1.5-Inch Service Connection	\$38.50	\$5.98
2-Inch Service Connection	\$52.50	\$5.98
3-Inch Service Connection	\$71.50	\$5.98
4-Inch Service Connection	\$100.50	\$5.98
2-Unit, One Meter, ¾" connection	\$27.50	\$5.98

3. Municipal Wastewater Rates for In-Town Customers. A customer's sewer rate classification is determined by the size of that customer's water service connection. Applicable monthly rates for an in-town connection to the Alamo municipal wastewater system, exclusive of state and local sales taxes, are as follows:

RATE CLASS	SERVICE CHARGE	PER 1000 GALLONS
¾" Service Connection	\$12.00	\$4.56
1-Inch Service Connection	\$26.00	\$4.56
1.5-Inch Service Connection	\$36.00	\$4.56
2-Inch Service Connection	\$50.00	\$4.56
2-Inch Compound Meter	\$78.00	\$4.56
3-Inch Service Connection	\$68.00	\$4.56
3-Inch Compound Meter	\$96.00	\$4.56
4-Inch Service Connection	\$96.00	\$4.56
4-Inch Compound Meter	\$123.00	\$4.56
2-Unit, One Meter, ¾" connection	\$23.00	\$4.56
3-Unit, One Meter, ¾" connection	\$33.00	\$4.56
4-Unit, One Meter, ¾" connection	\$43.00	\$4.56
3-Unit, One Meter, 1-Inch connection	\$70.00	\$4.56

4. Municipal Wastewater Rates for Out-of-Town Customers. A customer's sewer rate classification is determined by the size of that customer's water service connection. Applicable monthly rates for an out-of-town connection to the Alamo municipal wastewater system, exclusive of state and local sales taxes, are as follows:

RATE CLASS	SERVICE CHARGE	PER 1000 GALLONS
¾" Service Connection	\$14.10	\$5.98
1-Inch Service Connection	\$32.50	\$5.98
1.5-Inch Service Connection	\$38.50	\$5.98
2-Inch Service Connection	\$52.50	\$5.98
3-Inch Service Connection	\$71.50	\$5.98
4-Inch Service Connection	\$100.50	\$5.98
2-Unit, One Meter, ¾" connection	\$27.50	\$5.98

5. Municipal Wastewater Rates for Out-of-Town Customers not receiving municipal water service from the Town of Alamo. Out-of-Town customers of the Alamo wastewater system, who are not customers of the Alamo municipal water system, shall be billed for their wastewater service according to the water usage billed by their water provider, according to the following schedule, exclusive of state and local taxes:

RATE CLASS	SERVICE FEE	PER 1,000 GALLONS
Residential/Commercial Customer	\$14.10	\$5.98
County School	\$15.50	\$5.98
Middle School	\$38.50	\$5.98
High School	\$97.50	\$5.98

6. Fee for Payment by Credit Card, Debit Card, etc. Customers of the Alamo Municipal Water and Wastewater systems may pay their monthly bill by use of a credit card or debit card. Customers paying their bills by credit card or debit card will be charged an additional fee of \$2.50 or 2.75% of the total utility bill, including taxes, whichever is greater.

7. Effective date. This ordinance shall be in full force and effect from and after its date of enactment by the Board of Mayor and Aldermen.

8. **Repealer.** All ordinances and parts of ordinances, found to be inconsistent with the provisions of this ordinance are hereby repealed to the extent of such inconsistency.

9. **Severability.** Should any section, paragraph, sentence, clause or phrase of this ordinance or its application to any person or circumstance be declared unconstitutional or otherwise invalid for any reason, or should any portion of this ordinance be pre-empted by State or Federal law or regulation, such decision or legislation shall not affect the validity of the remaining portions of this ordinance or its application to other persons or circumstances.


PASSED AND APPROVED THIS ____ DAY OF _____, 2019 BY A ROLL CALL VOTE OF THE ALAMO, TENNESSEE, BOARD OF MAYOR AND ALDERMEN RECORDED AS FOLLOWS:

ALDERMEN	YES	NO	ABSTAIN	ABSENT
Larry Condor	✓			
P.B. Conley	✓			
Kenneth Bodkins	✓			
John Reddick	✓			
TOTALS	4	0	0	0

The second and final reading of this ordinance by roll call of Alamo, Tennessee.

ALDERMEN	YES	NO	ABSTAIN	ABSENT
Larry Condor	✓			
P. B. Conley	✓			
Kenneth Bodkins	✓			
John Reddick	✓			
TOTALS	4	0	0	0

APPROVED: 
 Randy Camp, Attorney


 John Avery Emison, MAYOR OF ALAMO

ATTEST: 
 Rita Reasons, City Recorder

Alcoa, Tennessee
Blount County
Year Submitted: 2020



WATER & SANITARY SEWER FEES AND RATES APPENDIX 1

WATER FEES AND RATES

Water Service Connections and Meter Charges

Effective January 1, 2020

Water Meter Size	Inside City Charge	Outside City Charge	Rural Area Charge ⁽¹⁾
5/8-inch	\$970.00	\$1,190.00	\$3,920.00
1-inch	\$1,190.00	\$1,405.00	N/A
1-1/2-inch	\$3,245.00	\$3,350.00	N/A
2-inch	\$3,350.00	\$3,570.00	N/A

⁽¹⁾ At least eight (8) customers per one thousand (1,000) feet must apply for City construction of the necessary water main extension.

For meter sizes of GREATER THAN 2 inches, the applicant shall pay the entire cost of such connection and meter setting. Charges for service outside the corporate limits of the City of Alcoa will be 70% greater. A deposit of such estimated cost shall be paid at the time of application. Any charges beyond the amount of the deposit shall be made promptly upon receipt of the bill therefore. Failure to pay such bill shall result in termination of service.

Sewer Service Connection Charges

Effective January 1, 2020

RESIDENTIAL (per unit, e.g. house, apt., condo.)	Inside City	Outside City
Sewer Connection Fee - Subdivision or other area w/ taps installed	\$430.00	\$700.00
Sewer Conn. Fee - Areas w/o taps installed	\$1,620.00	\$2,055.00
Multi-unit residential developments served by a single meter shall be charged the applicable fee for the initial connection of the first unit. Each additional unit shall be assessed a connection charge of \$135.00 for Inside City and \$455.00 for Outside City.		
Low Pressure Sewer (including pump) (1), (2)	\$5,410.00	\$6,490.00
COMMERCIAL (based on water meter size)	Inside City	Outside City
Commercial/Industrial Parks w/ taps installed		
5/8-inch Water Meter	\$430.00	\$700.00
1-inch Water Meter	\$595.00	\$970.00
1-1/2-inch Water Meter	\$700.00	\$1,160.00
2-inch Water Meter	\$810.00	\$1,350.00
2-1/2 thru 4-in. Water Meter	\$1,080.00	\$1,835.00
Over 4-inch Water Meter	\$1,565.00	\$2,595.00
Commercial/Industrial - Misc. (w/o tap)		
5/8-inch Water Meter	\$1,620.00	\$2,055.00
1-inch Water Meter	\$1,785.00	\$2,325.00
1-1/2-inch Water Meter	\$1,890.00	\$2,515.00
2-inch Water Meter	\$2,000.00	\$2,705.00
2-1/2 thru 4-in. Water Meter	\$2,270.00	\$3,245.00
Over 4-inch Water Meter	\$2,705.00	\$4,000.00

⁽¹⁾ Customer is responsible for providing 230/240V, 30A disconnect within twenty (20) feet of the LPSS pump.

⁽²⁾ Fee for a single family residential customer. For LPSS installations not listed, the applicant shall pay the entire cost of such connection. A deposit of such estimated cost shall be paid at the time of application. Any charges beyond the amount of the deposit shall be made promptly upon receipt of the bill therefor. Failure to pay such bill shall result in termination of service.

These fees shall be reviewed annually based on the Consumer Price Index (CPI) published by the United States Department of Labor, Bureau of Statistics. These fees shall be adjusted when the cumulative effect of the CPI from the date of adoption of this resolution is equal to or greater than in increment of \$5.00.

Water/Sewer Service Deposits

Routine Water Service Deposit: \$40.00 for all customers. An additional \$25.00 Customer Service Connection Charge will be assessed for installation or reactivation of the meter.

Routine Sewer Service Deposit: \$60.00 for all customers.

Deposits may be waived for customers with good credit ratings and may be returned after one year to customers who make timely bill payments with no returned checks.

These fees shall be reviewed annually based on the Consumer Price Index (CPI) published by the United States Department of Labor, Bureau of Statistics. These fees shall be adjusted when the cumulative effect of the CPI from the date of adoption of this resolution is equal to or greater than in increment of \$5.00.

Water Consumption - Rate A

Effective July 1, 2019

Beginning with meter readings and/or billings calculated on or after **July 1, 2019** the following water rates and charges will apply:

A. Minimum Monthly Charge for first 2,000 gallons:

Customer Class	Water Meter Size	Monthly Charge Inside City	Monthly Charge Outside City
Residential	5/8-inch to 1-inch	\$15.75	\$23.70
Commercial	5/8-inch to 1-inch	\$19.05	\$28.25
All Customers	1-1/2-inch to 3-inch	\$47.70	\$70.75
All Customers	4-inch to 6-inch	\$349.35	\$518.15
All Customers	Greater than 6-inch	\$952.90	\$1,413.30

B. Monthly Billing for consumption beyond 2,000 Gallons:

Monthly Consumption		
Over 2,000 gallons	Inside City	Outside City
Price per 1,000 gallons	\$3.90	\$6.00

C. Monthly Billing for large volume consumption above 2,000 gallons:

Average Daily Consumption Rate*	Price per 1,000 gallons
500,000 – 1,500,000 gpd	\$2.85
> 1,500,000 gpd	\$2.45
*Total monthly consumption divided by days between readings.	

D. A 5% penalty will be imposed on bills not paid within fifteen (15) days of their billing date.

Water Consumption Rates - Rate C - Fire Lines

Effective July 1, 2019

Monthly Billing for Private Fire Protection: Service charges will be made for the connection of fire suppression sprinklers, and for all hydrants and sprinkler heads in accordance with Rate "C". Such service charges will not entitle consumer to the consumption of any water whatsoever.

Fire Service Connection	Inside City Monthly Bill	Outside City Monthly Bill
4-inch	\$8.85	\$13.25
6-inch	\$23.90	\$35.90
8-inch	\$44.30	\$66.40
10-inch	\$69.10	\$103.65
12-inch	\$97.45	\$146.20
Per Fire Hydrant	\$11.80	\$50.15
Per Sprinkler Head	\$0.0089	\$0.0133

No fire hydrant will be installed outside the corporate limits of the City of Alcoa except where deemed necessary for the protection of public facilities, educational institutions, health care institutions, or places of assemblage; other facilities may be considered on a case by case basis by the Alcoa City Commission. In all such exceptions, the hydrant shall be installed in accordance with the construction standards of the City of Alcoa. A fee for the hydrant(s), as noted above, shall be paid by the benefiting entity. Said entity shall provide the City of Alcoa a contract with a fire protection service employing state certified firefighters for the annual flow testing of the hydrant. Such fire protection service will be responsible for notifying the City in the event the hydrant is in need of maintenance or repair. The City of Alcoa will be responsible for maintenance and repair of said hydrant. Similarly, hydrants may be installed at-large within the jurisdictions of other municipalities served by the Alcoa water system when so agreed to between the governing body of that municipality and the Alcoa City Commission.

Water Consumption Rates - Rate D – Public Fire Hydrants

Effective July 1, 2019

Monthly / Annual Billing for Public Fire Hydrants: Service charges may be assessed municipalities served by the City of Alcoa water system for the installation and maintenance of fire hydrants in accordance with Rate “D”. Such charges shall not entitle any entity to the consumption / use of any water except for the sole purpose of flow testing a hydrant and/or suppression of fires.

Public Fire Hydrants	Monthly Fee Per Hydrant
Capital Recovery Fee	\$4.40
Maintenance Fee *	\$4.40
Total	\$8.80
*May be waived if maintained by Alcoa Fire Department	

SANITARY SEWER FEES AND RATES

Effective July 1, 2019

Sewer Service Deposit

Routine Sewer Service Deposit: \$60.00 for all customers.

Rates

The following rates are charged by the City of Alcoa for the different classes for each water user connected to the sanitary sewer system of the City and each user is required to pay a sanitary sewerage disposal charge each month as per the following schedules:

- A. Beginning with meter readings and/or billings calculated on or after July 1, 2019 the following sewer rates and charges will apply:

Rate	Description	Base Customer Charge	Charge per 1000 gal. Water Consumption
A	Residential - Inside City	\$12.80	\$5.35
A-1	Residential - Outside City	\$21.85	\$9.10
B	Commercial - Inside City	\$23.45	\$5.35
B-1	Commercial - Outside City	\$39.90	\$9.10
C	Industrial - Inside City	\$23.45	\$5.35
C-1	Industrial - Outside City	\$39.90	\$9.10

- B. When a consumer under rates B, B-1, C, or C-1 operates a private sanitary sewerage system or by other means does not discharge all of his wastes into the sanitary sewerage system of the City, a separate agreement may be approved by the City of Alcoa. Said agreement shall be based upon the amount of sewerage actually discharged into the sanitary sewerage system
- C. A 5% penalty will be imposed on all sewer billings not paid within fifteen (15) days from their billing date.
- D. Consumers under rates A and A-1 shall be subject to a maximum monthly billing of 15,000 gallons.

Meter Tests

Water Meter Size	Test Charge
5/8-inch to 1-inch	\$50.00
1-1/2-inch to 4-inch	\$150.00

Environmental Compliance Fees:

Effective July 1, 2016

Backflow Device Fees:

- A. The following fees are added to the monthly utility bills for customers requiring the installation of a reduced pressure backflow preventer, other similar device, and/or other modifications to the customer's plumbing in order to comply with the City's Cross-Connection ordinance:

Residential: \$2.00/month (\$24.00/year)

Commercial / Industrial: \$4.00/month (\$48.00/year)

Beginning with the January 2016 utility billing: Grease Trap, Oil & Water Separator, Sand & Grip Trap, and/or Other Similar Device Fees:

- B. The following fees are added to the monthly utility bills for customers requiring the installation of a grease trap, oil and water separator, sand and grit trap, and/or other similar device to the customer's plumbing in order to comply with the City's Sewage and Human Excreta Disposal ordinance:

Commercial / Industrial: \$2.00/month (\$24.00/year)

1. For customers with multiple devices requiring inspection, testing or other oversight by City personnel, a separate fee will be assessed for each device.
2. Fees for customers located outside the City shall be 1.7 times the above-noted fees.

- C. Should the annual inspection and/or testing of a customer's devices which are referenced in the preceding sections fail and such failure requires re-inspection or re-testing of the customer's device, the City will invoice such customer a fee of \$50.00 per re-test and/or re-inspection. Failure to pay such re-test – re-inspection fee within sixty (60) days of the date of invoice may result in termination of the customer's water service.

Alexandria, Tennessee
DeKalb County
Year Submitted: 2022



Allen & Hoshall

1661 International Drive, Suite 100
Memphis, Tennessee 38120
Office 901.820.0820
Fax 901.683.1001
www.allenhoshall.com

May 31, 2022

ALEXANDRIA WATER DEPARTMENT
102 HIGH STREET
ALEXANDRIA, TN 37012

Subject: 2022 Water and Sewer Rate Comparison

Dear Friends,

We have received many responses to our recent request to submit your current water and sewer rate schedule(s). There is still time if you would like to be included in the upcoming comparison.

If you have not done so already, please send us a copy of your current water and sewer rate schedule(s) via email to rates@allenhoshall.com or a hardcopy to:

Allen & Hoshall, Inc.
Attn: Rates2022
1661 International Drive, Suite 100
Memphis, TN 38120

We kindly request that you send your rates no later than June 30, 2022.

Thank you in advance for providing this information.

Be safe and healthy!

Sincerely,

Allen & Hoshall

Harry J. Pratt, PE
President

Town of Alexandria - Effective July 1st, 2022: **Water and Sewer Rates**

Minimum Bill Rates (before sales tax)

<u>Inside City Limits with Sewer</u>	<u>Outside City (no sewer)</u>	<u>Outside City 2" (new waterline ext)</u>
\$27.82 (1 st 2000 gallons water)	\$36.25 (1 st 2000 gallons)	\$53.75 (1 st 2000 gallons)
<u>\$24.50 (1st 2000 gallons sewer)</u>	<u>Not Applicable</u>	<u>Not Applicable</u>
\$52.32	\$36.25	\$53.75

Water Usage Rates Over 2000 Gallons

<u>Inside City Limits with Sewer</u>	<u>Outside City (no sewer)</u>	<u>Outside City 2" (new waterline ext)</u>
\$11.13 / 1000 gallons	\$13.10 / 1000 gallons	\$13.10 / 1000 gallons
\$1.113 / 100 gallons	\$1.310 / 100 gallons	\$1.310 / 100 gallons

Sewer Usage Rates Over 2000 Gallons

<u>Inside City Limits with Sewer</u>	<u>Outside City (no sewer)</u>	<u>Outside City 2" (new waterline ext)</u>
\$11.50 / 1000 gallons	Not Applicable	Not Applicable
\$1.150 / 100 gallons		

Section 3: **Other Water Charges**

Late Penalty: 9.1% (added to accounts that are NOT paid before 12:01am on 11th)

Non Payment Fee: \$50.00 (added to accounts that are NOT paid before 12:01am of the 20th)

New Customer Connection Fee: \$75.00

(Connection fee and tap fee shall be paid before they can be provided)

Section 4: **Water and Sewer Tapping Fees**

The following fees are based upon water or sewer mains which abut the property. Where mains do not abut the property, individually determined fees based on the cost of installation shall apply. Water and Sewer Taps are only installed by the Town's approved contractor.

Water Tap Fee (3/4" meter) \$2500.00
Larger water meter size: Cost of the installation determined by location details.

Sewer Tap Fee (3/4" water meter) \$3000.00

The home/landowner/developer/contractor shall be responsible for the replacement of any damage to any roadway, paved or not, sidewalk, curbs, gutters, or driveways that may be damaged during the installation of a water or sewer line to their property. These repairs must be done without needless delay. These repairs shall be with equal quality materials and workmanship as the original undamaged surface.

The Town's representative or Engineer shall make the final decision on these repairs. Until all repairs are in conformity with the Town's representative or Engineer, no service will be delivered to home/landowner/developer/contractor.

All boring, repairs, excavation, and restoration, including paving or concrete replacement as required, shall be at the sole expense of the home/landowner/developer/contractor.

Algood, Tennessee
Putnam County
Year Submitted: 2022



Allen&Hoshall

1661 International Drive, Suite 100
Memphis, Tennessee 38120
Office 901.820.0820
Fax 901.683.1001
www.allenhoshall.com

April 29, 2022

ALGOOD WATER SYSTEM
PO BOX 49215
ALGOOD, TN 38506

Subject: 2022 Tennessee Municipal League – Water and Sewer Rate Comparison

Dear Friends,

At the 2021 TML Conference, we received numerous inquiries regarding the water and sewer rate comparison for Tennessee municipalities. We are pleased to announce that Allen & Hoshall will have a new rate study ready for the 2022 TML meeting in Gatlinburg!

..... but we need your help

Please send us a copy of your current water and sewer rate schedule(s) using the enclosed return label or via email to rates@allenhoshall.com. We kindly request that you send us your rates no later than May 31, 2022.

Thank you in advance for providing this information. Please visit our Booth at the 2022 TML Annual Conference to pick up your copy of the survey.

Also, stop by and pick up a free TML T-shirt, which Allen & Hoshall is pleased to distribute at each annual meeting.

Sincerely,

Allen & Hoshall

Harry J. Pratt, PE
President

ORDINANCE 639-19

AN ORDINANCE SETTING NEW
WATER/SEWER RATES FOR INSIDE
CITY CUSTOMERS, OUTSIDES CITY
CUSTOMERS, BROTHERTON AREA
AND WEST OVERTON UTILITY
DISTRICT

ORDINANCE NO. 639-19
REQUESTED BY: CITY ADMINISTRATOR
PREPARED BY: CITY ADMINISTRATOR
APPROVED AS TO FORM AND
CORRECTNESS:
Samuel H. Reed III
(City Attorney)

COPY

PASSED 1ST READING: May 14, 2019
PASSED 2ND READING: June 11, 2019
MINUTE BOOK _____ PAGE _____

The mayor and the council of the City of Algood hereby ordains:

Increase Water and Sewer Rates over a 5 year period of time under the following rate plan.

WATER RATES 2019

INSIDE CITY WATER RATES

BRACKET (gallons)	<u>PRESENT RATES 550-11</u>	2019 Rate Increase EFFECTIVE July 1, 2019
First 2,000	\$8.91 Minimum Bill	\$9.98
2001-10000	\$4.02 per 1,000 Gallons	\$4.50
All over 10000	\$4.31 per 1,000 Gallons	\$4.83

OUTSIDE CITY WATER RATES

BRACKET (gallons)	<u>PRESENT RATES 550-11</u>	2019 Rate Increase EFFECTIVE July 1, 2019
First 2,000	\$11.78 Minimum Bill	\$13.19
2001-10000	\$5.17 per 1,000 Gallons	\$5.79
All over 10000	\$5.46 per 1,000 Gallons	\$6.12

BROTHERTON AREA WATER RATES

BRACKET (gallons)	<u>PRESENT RATES 550-11</u>	2019 Rate Increase EFFECTIVE July 1, 2019
First 2,000	\$11.78 Minimum Bill	\$13.19
2001-10000	\$5.86 per 1,000 Gallons	\$6.56
All over 10000	\$6.15 per 1,000 Gallons	\$6.89

WEST OVERTON UTILITY RATES

BRACKET(gallons) per 1000 gallons	<u>PRESENT RATES 550-11</u> \$3.10	2019 Rate Increase EFFECTIVE July 1, 2019 \$3.47
--	---------------------------------------	--

SEWER RATES 2019

BRACKET (gallons of water use)	<u>PRESENT RATES 550-11</u>	Current Rate Expressed as Dollar per Gallon		2019 Rate Increase EFFECTIVE July 1, 2019
First 2,000	125% OF WATER	\$11.14	TO	\$12.48
2001-10000	125% OF WATER	\$5.03	TO	\$5.63
All over 10000	125% OF WATER	\$5.39	TO	\$6.04

WATER RATES 2020 - 2021

INSIDE CITY WATER RATES

BRACKET (gallons)	Rate Increase EFFECTIVE July 1, 2020	Rate Increase EFFECTIVE July 1, 2021
First 2,000	\$11.18 Minimum Bill	\$12.52
2001-10000	\$5.04 per 1,000 Gallons	\$5.64
All over 10000	\$5.41 per 1,000 Gallons	\$6.06

OUTSIDE CITY WATER RATES

BRACKET (gallons)	Rate Increase EFFECTIVE July 1, 2020	Rate Increase EFFECTIVE July 1, 2021
First 2,000	\$14.77 Minimum Bill	\$16.54
2001-10000	\$6.48 per 1,000 Gallons	\$7.26
All over 10000	\$6.85 per 1,000 Gallons	\$7.67

BROTHERTON AREA WATER RATES

BRACKET (gallons)	Rate Increase EFFECTIVE July 1, 2020	Rate Increase EFFECTIVE July 1, 2021
First 2,000	\$14.77 Minimum Bill	\$16.54
2001-10000	\$7.35 per 1,000 Gallons	\$8.23
All over 10000	\$7.72 per 1,000 Gallons	\$8.65

WEST OVERTON UTILITY RATES

BRACKET(gallons)	Rate Increase EFFECTIVE July 1, 2020	Rate Increase EFFECTIVE
----------------------	---	----------------------------

July 1, 2021

per 1000 gallons

\$3.89

\$4.35

SEWER RATES 2020 - 2021

BRACKET (gallons of water use)	Rate Increase EFFECTIVE July 1, 2020	Rate Increase EFFECTIVE July 1, 2021
First 2,000	\$13.98	\$15.66
2001-10000 (per 1000gals)	\$6.31	\$7.06
All over 10000(per 1000 gals)	\$6.76	\$7.57

WATER RATES 2022 - 2023

INSIDE CITY WATER RATES

BRACKET (gallons)	Rate Increase EFFECTIVE July 1, 2022	Rate Increase EFFECTIVE July 1, 2023
First 2,000	\$13.52 Minimum Bill	\$14.47
2001-10000	\$6.09 per 1,000 Gallons	\$6.52
All over 10000	\$6.54 per 1,000 Gallons	\$7.00

OUTSIDE CITY WATER RATES

BRACKET (gallons)	Rate Increase EFFECTIVE July 1, 2022	Rate Increase EFFECTIVE July 1, 2023
First 2,000	\$17.86 Minimum Bill	\$19.11
2001-10000	\$7.84 per 1,000 Gallons	\$8.39
All over 10000	\$8.28 per 1,000 Gallons	\$8.86

BROTHERTON AREA WATER RATES

BRACKET (gallons)	Rate Increase EFFECTIVE July 1, 2022	Rate Increase EFFECTIVE July 1, 2023
First 2,000	\$17.86 Minimum Bill	\$19.11
2001-10000	\$8.89 per 1,000 Gallons	\$9.51
All over 10000	\$9.34 per 1,000 Gallons	\$9.99

WEST OVERTON UTILITY RATES

BRACKET (gallons)	Rate Increase EFFECTIVE July 1, 2022	Rate Increase EFFECTIVE July 1, 2023

per 1000 gallons

\$4.70

\$5.03

SEWER RATES 2022-2023

BRACKET (gallons of water use)	Rate Increase EFFECTIVE July 1, 2022	Rate Increase EFFECTIVE July 1, 2023
First 2,000 (minimum bill)	\$16.91	\$18.09
2001-10000 (per 1000 gals)	\$7.62	\$8.15
All over 10000(per 1000 gals)	\$8.18	\$8.75


As per Ordinance 307 A and Tenn. Code Ann. § 7-35-201, any residence with access to sewer will be charged the monthly fee regardless of connection or not to the system based on water consumption.

This ordinance shall become effective on July 1, 2019 after 2nd and final reading, the public welfare requiring it.


Passed this:

First Reading:

Second Reading:


Mayor

Attest:


City Recorder

Allardt, Tennessee
Fentress County
Year Submitted: 2020

ORDINANCE NO: 2019-06-01

AN ORDINANCE TO REVISE THE WATER RATES
FOR THE CITY OF ALLARDT WATER UTILITY

WHEREAS, it has become necessary to increase the minimum water rate inside the corporate limits of Allardt, and area's serviced by the City of Allardt, and

WHEREAS, due to a rate increase mandated by the State of Tennessee Water and Wastewater Financing Board to the City of Jamestown, the City of Allardt must increase its minimum rate accordingly to pay for water purchased from the Fentress County Utility District.

NOW, THEREFORE, BE IT ORDAINED by the City of Allardt Board of Mayor and Aldermen that:

Water Rates, not including tax, be as follows beginning with July 1, 2019 Billing.

First 2,000 gallons 29.09
All over 2,000 gallons 8.31 per 1000

BE IT FURTHER ORDAINED, that the billing dates are to be as follows: Bills shall be mailed on the first day of the month and the net bill will be due on the 15th day of the month. Bills not paid by the 25th day of the month will be subject to disconnect. There will be a \$25.00 reconnect fee on any service which has been disconnected for non-payment.

Rates herein set out shall take effect immediately upon passage.

All Ordinances, or parts thereof, in conflict herewith, are hereby repealed and this Ordinance shall be in full force and effect, the public welfare requiring it.

Passed 1st reading: June 3, 2019

Passed 2nd reading: June 6, 2019

Mayor Patricia Clark City Recorder Marilyn J. Beaty

Arlington, Tennessee
Shelby County
Year Submitted: 2022

From: [aweihl](#)
To: [Terry Lawson](#)
Subject: Town of Arlington Sewer Rates
Date: Friday, June 3, 2022 10:41:09 AM

[CAUTION: External Email]

The Town of Arlington 's Sewer Rates are as follows:

Base rate \$9.01
CCF Charge \$3.41 per CCF of water use (748 Gallons per CCF)

Andy Weihl
Wastewater Operator
Town of Arlington
aweihl@townofarlington.org
Office: 901-867-1782
Cell: 901-301-2870

Disclaimer

This email and any files transmitted with it are confidential information and intended solely for the use of the individual(s) or entity named above. If you are not the intended recipient you are hereby notified that any disclosure, copying, distribution or the taking of any action in reliance on the contents of this information is strictly prohibited and may be unlawful. If you received this email and are not an intended recipient, please delete it from your system. Mail delivered by Allen & Hoshall, Inc. mail system.

AllEmailDisclaimer2016

Ashland City, Tennessee
Cheatham County
Year Submitted: 2020

increase the water and sewer base charge and the usage rate by 3% yearly in July

ORDINANCE # 530

AN ORDINANCE OF THE TOWN OF ASHLAND CITY, TENNESSEE TO AMEND TITLE 18, CHAPTER 1 OF THE MUNICIPAL CODE OF ASHLAND CITY, TENNESSEE

WHEREAS, the Mayor and Council of Ashland City, Tennessee has given due consideration to change the water and sewer usage fees of Ashland City.

NOW THEREFORE BE IT ORDAINED by the Mayor and Council of Ashland City, Tennessee that Title 18, Chapter 1, Section 18-104 and 18-106 is amended, replaced, and added as follows:

18-104. Usage fees for water service inside and outside the corporate limits.

- (1) Inside and outside the corporate limits a fee or charge shall be made and is hereby levied for the privilege of tapping or making a connection by any private water line with the town water system. There is hereby established a capacity fee and a tap fee. Any time there is a master meter installed for a multi-unit building then a tap fee and a master fee shall be required for every unit as well as the cost of a master meter. All meters inside corporate limits are required to be no less than one inch, unless they are preexisting meters which may require a low flow sprinkler system. We further reserve the right to charge any engineering costs in addition to these fees. In the event that the Developer on new construction installs the taps there will only be the capacity fee.

Meter size Fee

- (a) 3/4" \$1,250.00 capacity fee and \$1,250 tap fee (outside city limits only)
 - (b) 1" \$1,500.00 capacity fee and \$1,500.00 tap fee
 - (c) 2" \$3,000 capacity fee and \$3,000.00 tap fee
 - (d) 3" Expense (Machinery, Labor, & Material) plus \$3,500 capacity fee
 - (e) 4" Expense (Machinery, Labor, & Material) plus \$4,000 capacity fee
 - (f) 6" Expense (Machinery, Labor, & Material) plus \$5,000 capacity fee
 - (g) 8" Expense (Machinery, Labor, & Material) plus \$6,500 capacity fee
 - (h) 10" Expense (Machinery, Labor, & Material) plus \$10,000 capacity fee
- (2) Usage fees for the fire protection sprinkler system inside the corporate lines for commercial properties only the fee or charge shall be as follows:

Meter size Fee

- (a) 2" \$400.00 capacity fee plus machinery, labor and material expense
- (b) 3" \$600.00 capacity fee plus machinery, labor and material expense
- (c) 4" \$800.00 capacity fee plus machinery, labor and material expense
- (d) 6" \$1,200.00 capacity fee plus machinery, labor and material expense
- (e) 8" \$1,600.00 capacity fee plus machinery, labor and material expense
- (f) 10" \$2,000.00 capacity fee plus machinery, labor and material expense
- (g) 12" \$2,400.00 capacity fee plus machinery, labor and material expense

18-106. Usage fees for sewer service.

- (1) A fee or charge shall be made and is hereby levied for the privilege of making a connection to the sewer system. There is hereby established a capacity fee and a tap fee. Any time there is a master meter installed for a multi-unit building then a tap fee and capacity fee is required for every unit as well as the cost of a master meter. We further reserve the right to charge any engineering costs in addition to these fees. In the event that the Developer on new construction installs the taps there will only be the capacity fee. All usage or connection fees shall be:

Meter Size Fee

- (a) 4" \$1,500.00 capacity fee and \$1,500.00 tap fee
- (b) 6" Expense (Machinery, Labor, & Material) plus \$5,000 capacity fee

- (c) 8" Expense (Machinery, Labor, & Material) plus \$6,500 capacity fee
(d) 10" Expense (Machinery, Labor, & Material) plus \$10,000 capacity fee
Customers are required to install their tank to our specifications.

This Ordinance shall take effect twenty days after its passage.

1st reading 9-10-19
Public hearing 10-8-19
2nd reading 10-8-19



Mayor Steve Allen



City Recorder Kellie Reed, CMFO, CMC

increase the water and sewer base charge and the usage rate by 3% yearly in July

ORDINANCE # 524

AN ORDINANCE BY THE MAYOR AND CITY COUNCIL OF THE TOWN OF ASHLAND CITY, TENNESSEE TO AMEND SECTION 18-107(1) OF THE MUNICIPAL CODE REGULATING WATER AND SEWER RATES FOR THE INHABITANTS OF THE TOWN OF ASHLAND CITY AND ALL AREAS SURROUNDING THE CITY THAT RECEIVE WATER AND/OR SEWER SERVICE FROM THE ASHLAND CITY WATER AND SEWER DEPARTMENT

NOW, THEREFORE BE IT ORDAINED BY THE MAYOR AND COUNCIL OF THE TOWN OF ASHLAND CITY, TENNESSEE, that the following shall apply and be put into effect immediately upon proper passage of this ordinance and shall be billed each and every month of the calendar year, and that said rates are hereby adopted, fixed and established as set forth in the following schedule to wit:

	WATER RATES		SEWER RATES
	<i>Inside City Limits</i>	<i>Outside City Limits</i>	<i>ALL</i>
Base Charge (minimum fee)	\$10.89	\$20.44	\$10.89
ALL RATES ARE PER 1,000 GALLONS			
First gallon used to last gallon	\$7.17	\$8.18	\$7.17

The water and sewer rates may be adjusted each budgeting cycle to meet the operational requirements including expenses and debt service obligations.

Flat Rate Sewer- Monthly	\$8.00
Non-refundable Application Fee-owner	\$50.00
Non-refundable Application Fee-renter	\$100.00
Residential STEP fee- monthly	\$9.50
Commercial STEP fee- monthly	10% of combined water and sewer total
Returned check	Amount allowable by State Law
Reconnection Fee- inside city limits	\$50.00
Reconnection Fee- outside city limits	\$75.00
After Hours Reconnection Fee- inside city limits	\$75.00
After Hours Reconnection Fee- outside city limits	\$100.00

Industrial rates outside of the industrial park sewer system may be charged at the rate listed above but be charged on the number of gallons of sewer versus number of gallons of water if the industrial user installs a dedicated line to the plant with an appropriate manhole for testing of the sewer and approval of the line by the Town of Ashland City.

BE IT FURTHER ORDAINED, that these rates shall take effect July 1, 2019 after its final passage, the public welfare requiring it.

1st reading 5-14-19
Public hearing 6-11-19

2nd reading 6-11-19

Steve W. Allen
Steve Allen, Mayor

Kellie Reed
Kellie Reed, CMFO/City Recorder

Athens, Tennessee
McMinn County
Year Submitted: 2020

RESIDENTIAL WATER RATES

To view Commercial/Industrial water rates, [click here](#).

AUB has a conservation-rate system. This means the amount you pay per each 1,000 gallons used is affected by the total amount of water used. For instance, if you use up to 5,000 gallons in a month the charge is the same for each 1,000-gallon increment in that 5,000 gallon total. If you use 6,000 gallons the first 5,000 are at the first tier and the additional 1,000 are billed at the next tier. A minimum monthly billing is in place based on the size meter at the service location.



The table below shows:

- The minimum monthly charge and the water-use tiers that coincide with usage rates.
- The tiered price per 1,000 gallons of use for various meter sizes.
- Example of billing amounts based on various use levels.

WATER CHARGES AND RATES

<u>Meter Size</u>	<u>Gallons Used</u>	<u>Minimum Monthly Charge</u>	<u>Price per 1000 gals</u>
5/8" inside city	<5,000	\$9.50	\$2.70
5/8" inside city	>5,000		\$4.25
5/8" outside city	<5,000	\$10.50	\$2.70
5/8" outside city	>5,000		\$4.25

1" Meter	<20,000	\$25.00	\$2.70
1" Meter	>20,000		\$4.25
1.5" Meter	<20,000	\$50.00	\$2.70
1.5" Meter	>20,000		\$4.25
2" Meter	<100,000	\$100.00	\$2.70
2" Meter	>100,000		\$4.25
3" Meter	<400,000	\$200.00	\$2.70
3" Meter	>400,000		\$3.75
4" Meter	<500,000	\$400.00	\$2.70
4" Meter	>500,000		\$3.75
6" Meter	<500,000	\$600.00	\$2.70
6" Meter	>500,000		\$3.75

Example Bill Amounts for Residential Use

- **3400 gallons (avg. residential use):** \$18.68
- **4000 gallons:** \$20.30
- **5000 gallons:** \$23.00
- **6000 gallons:** \$27.25

METER AND TAP FEES

<u>Tap Size</u>	<u>Fee</u>
¾" Meter	\$800.00
1" Meter	\$1,000.00
1 ½" Meter	\$1,500.00
2" Meter	\$3,000.00
3" Meter	\$4,000.00
4" Meter	\$6,000.00
6" Meter	\$8,000.00
6" Development Tap	\$6,000.00
8" Development Tap	\$8,000.00

10" Development Tap	\$10,000.00
12" Development Tap	\$12,000.00
2" Fire Service Tap	\$1,500.00
4" Fire Service Tap	\$2,000.00
6" Fire Service Tap	\$2,000.00
8" Fire Service Tap	\$3,000.00

The meter tap fee includes the material and labor required to make the tap and service connection. For development taps, the fee includes the material and labor required to make the tap, review plans for the development and inspection of the installation of water lines within the development. For fire service taps, the sleeve, valve and riser are included in the cost of the tap. These fees include an extension of up to a maximum of 50 feet of line from the existing main. Extensions from the main in excess of 50 feet will be installed at the cost of materials, labor, etc.

Copyright © 2020 Athens Utilities Board - Athens, TN. All Rights Reserved.
Knoxville Web Design by TradeMark Advertising

RESIDENTIAL WASTEWATER RATES

To view **Commercial/Industrial wastewater rates**, [click here](#).

Wastewater use rates are based on the amount of water used each month. A minimum monthly billing is in place based on the account type, such as residential or commercial.



WASTEWATER CHARGES

The table below shows:

- The minimum monthly charge.
- The wastewater charge for each 1,000 gallons of water used.
- Example of billing amounts based on various use levels.

<u>Account Type</u>	<u>Minimum Monthly Charge</u>	<u>Cost per 1,000 gals used</u>
Residential	\$17.00	\$6.50

Example Bill Amounts for Residential Use

- **3400 gallons (avg. residential use): \$38.25**
- **4000 gallons: \$42.00**
- **5000 gallons: \$48.25**
- **6000 gallons: \$54.50**

WASTEWATER TAP FEES

- **6" and smaller fee:**
\$1,500.00
- **Larger than 6" fee:**
\$4,000.00



The tap fee includes the material and labor required to make the tap and service connection. These fees include an extension of up to a maximum of 50

feet of line from the existing main. Extensions from the main in excess of 50 feet will be installed for \$1,000.00 or at AUB's cost whichever is greater.

GRINDER PUMP INSTALLATION FEE

The grinder pump installation fee is \$3,600 for single residences and includes an E-One pump assembly, related materials and labor, including a service line of up to 1000 feet. Additional service line will be at AUB's cost of materials and labor. Multiple residence grinder pump installations are at cost.

Copyright © 2020 Athens Utilities Board - Athens, TN. All Rights Reserved.
Knoxville Web Design by TradeMark Advertising

Atoka, Tennessee
Tipton County
Year Submitted: 2022

ORDINANCE NUMBER 22 – 04 – 01

AN ORDINANCE TO AMEND TITLE 18 CHAPTER 4 SECTION 403 AND 404 OF THE ATOKA MUNICIPAL CODE RELATED TO WATER AND SEWER SERVICE RATES.

WHEREAS, the Title 18 Chapter 4 Section 403 of the Atoka Municipal Code of Ordinances sets the various fees for water and sewer service provided by the Town of Atoka, and

WHEREAS, the Town seeks to charge fair and reasonable fees for water and sewer services provided by the Town; and

WHEREAS, the Town must, from time to time, evaluate its water and sewer rate structure to maintain the financial integrity of the system.

NOW, THEREFORE, BE IT ORDAINED BY THE BOARD OF MAYOR AND ALDERMEN OF THE TOWN OF ATOKA, THAT:

SECTION 1. Title 18 Chapter 4 Section 403 (1) of the Atoka Municipal Code is amended to read as follows.

(1) Water Rates. The following rates and fees shall be charged to water customers:

Minimum	\$ 10.00
Each one thousand gallons	\$ 3.85

SECTION 2. Title 18 Chapter 4 Section 403 (2) of the Atoka Municipal Code is amended to read as follows.

(2) Sewer Rates. The following rates and fees shall be charged to water customers:

		Meter Size
Minimum	\$ 6.88	5/8 to 3/4 inch
Minimum	\$ 8.74	1 inch
Minimum	\$ 17.03	1-1/2 inch
Minimum	\$ 22.56	2 inch
Minimum	\$ 36.81	3 inch
Each one thousand gallons	\$ 4.75	
<i>Grease tank pumping</i>	<i>\$ 50.00</i>	

SECTION 3. Title 18 Chapter 4 Section 403 (3) of the Atoka Municipal Code is amended to read as follows.

(3) Connection / Tap fees. The following fees shall be charged to customers for tapping onto the Town's water or sewer lines. These fees shall include all materials and labor for the Town to complete the connection.

Primary Water Connection	\$ 700.00
Sewer Connection	\$ 600.00
Auxiliary Water Connection	\$ 400.00

Grinder Pump Installation	\$ 3,100.00
<i>Water Service Relocation using Existing Meter</i>	<i>\$ 400.00</i>

SECTION 4. Title 18 Chapter 4 Section 403 (4) of the Atoka Municipal Code is amended to read as follows.

- (4) Account Activation/Relocation fee. The following fees shall be charged to customers requesting a new service, a name change on an existing service, or a relocation of service:

Water Connection – Property Owner	\$ 35.00
Sewer Connection – Property Owner	\$ 40.00
Water Connection – Property Renter	\$ 60.00
Sewer Connection – Property Renter	\$ 50.00

SECTION 5. Title 18 Chapter 4 Section 403 (5) of the Atoka Municipal Code is amended to read as follows.

- (5) Penalties and Service fees. The following fees shall be charged to customers as defined:

Late payment penalty	10% of bill due
Fee to restore service during business hours	\$ 25.00
Fee to activate service after business hours	\$ 40.00
Fee to restore service after business hours	\$ 85.00
Returned check fee	\$ 30.00

SECTION 6. Title 18 Chapter 4 Section 403 (6) of the Atoka Municipal Code is amended to read as follows.

- (6) Damaged or Destroyed equipment fees. The following replacement fees shall be charged to customers who destroy, disable or otherwise damage town equipment.

Water meter box lock	\$ 50.00
Concrete meter box lid	\$ 85.00
Concrete meter box	\$135.00
Sewer tank riser	\$ 70.00
Sewer tank lid	\$125.00
Water meter	\$280.00

SECTION 7. Title 18 Chapter 4 Section 404 of the Atoka Municipal Code is amended to read as follows.

18-404. Non-refundable Water and Sewer Connection fees. The following non-refundable connection fees shall apply:


- (1) Water Service. Residents. Each prospective water customer who owns property on which they reside within the corporate limits shall pay a (\$35.00) non-refundable connection fee and each prospective water customer who rents property within the corporate limits shall pay a (\$60.00) non-refundable connection fee to secure water service to his or her residence or business.
- (2) Sewer Service. Residents. Each prospective sewer customer who owns property on which they reside within the corporate limits shall pay (\$40.00) non-refundable connection fee and each prospective sewer customer who rents

property within the corporate limits shall pay a (\$50.00) non-refundable connection fee to secure to his or her residence or business.

SECTION 8. This Ordinance shall become effective immediately upon its adoption, the public welfare requiring it.

PASSED at the First Reading by the Board of Mayor and Aldermen of the Town of Atoka, Tennessee on the 8th day of March 2022.

PASSED at the Second Reading by the Board of Mayor and Aldermen of the Town of Atoka, Tennessee on the 12th day of April 2022.


W. Daryl Walker, Mayor

ATTEST:


Deborah Pickard
Town Recorder

Baileyton, Tennessee
Greene County
Year Submitted: 2022

BAILEYTON SEWER SYSTEM TAP FEES

	<u>2013-14</u>	<u>2015-16</u> 18% Increase	<u>2018</u> 10% Increase	<u>2021</u>
<u>Residential</u>	\$3,300	SAME	SAME	4000
<u>Commercial</u> <u>Each additional tank</u>	\$3,300 \$3,300	SAME SAME	SAME SAME	4000 4000
<u>Hotels and Motels</u> <u>Each additional unit</u>	\$3,300 \$500	SAME SAME	SAME SAME	4000 500
<u>Apartments and Mobile Home Parks</u> <u>Each additional unit</u>	\$3,300 \$500	SAME SAME	SAME SAME	4000
<u>To Move a tank & pump</u>	\$1,000	SAME	SAME	1000

BAILEYTON SEWER SYSTEM RATES

(Rates are subject to change)

<u>Residential Rates</u>			
0-2,000 gallons per month (minimum bill)	\$32.85	\$38.78	\$42.66
Over 2,000 gallons per month (per 1,000 gallons)	\$7.20	\$8.50	\$9.35
<u>Commercial Rates</u>			
0-2000 gallons per month (minimum bill)	\$94.61	\$111.64	\$122.80
Over 2,000 gallons per month (per 1,000 gallons)	\$15.80	\$18.64	\$20.50

Industries, Schools, Hospitals, etc.

Calculated on individual basis

Note:

Sewer rates are calculated on water usage.

Bartlett, Tennessee
Shelby County
Year Submitted: 2022

City of Bartlett
Fees Schedule
Fiscal Year 2021-2022

Department	Type	Amount	Frequency/Notes/Description
Public Works	Adoption Fee	\$ 65.00	Each
	Animal License Fee	\$ 6.00	Each (altered)
		\$ 16.00	Each (non-altered)
		\$ 3.00	Replacement Cost
	Boarding Fees	\$ 15.00	Per Day
	Capture Fees		
	1st offense	\$ 40.00	Each
	2nd offense	\$ 70.00	Each
	3rd offense	\$ 100.00	Each
	Grass Cutting of Vacant Houses	Actual Cost	Materials, Equipments & Labor Cost
	Shelter Misc. Revenue	\$ 25.00	Owner surrender
		\$ 50.00	Cremation fee
		\$ 20.00	Micro-chipping
Solid Waste	Appliance Pickup	\$ 30.00	Each
	Commercial Pickup-Set Up Fee	\$ 20.00	Each
	Commercial Pickup - Charge for Cart	\$ 55.00	Each
	Commercial Pickup - Monthly Charges:		
	For 1 Cart	\$ 30.00	Monthly
	For 2 Carts	\$ 35.00	Monthly
	For 3 Carts	\$ 40.00	Monthly
	Residential Cart Replacement Cost	\$ 55.00	Each
	Residential Cart Additional Purchase	\$ 55.00	Each
	Residential Pickup	\$ 30.00	Monthly
Yard Waste Cart Purchase	\$ 55.00	Each - While Grant carts are available	
Water/Wastewater	Barrel Locks to Contractors	\$ 7.50	Each
	Refundable User Fee for Fire Hydrant Meter	\$ 1,000.00	Each
	Rental for Fire Hydrant Meter	\$ 25.00	Monthly
	Water usage of Fire Hydrant Meter		Current City rates for water usage
	City Water Rates		
	Residential -- City Customers	\$ 7.80	The first 2,000 gallons
	Residential -- City Customers	\$ 1.80	each additional 1,000 gallons
	Residential -- Rural Customers	\$ 10.70	The first 2,000 gallons
	Residential -- Rural Customers	\$ 2.70	each additional 1,000 gallons
	Commercial -- City Customers	\$ 12.88	The first 2,000 gallons
	Commercial -- City Customers	\$ 2.10	each additional 1,000 gallons
	Commercial -- Rural Customers	\$ 17.59	The first 2,000 gallons
	Commercial -- Rural Customers	\$ 3.15	each additional 1,000 gallons
	City Sewer Rates		
	Residential -- City Customers	\$ 9.19	The first 2,000 gallons
	Residential -- City Customers	\$ 1.89	each additional 1,000 gallons
	Residential -- Rural Customers	\$ 12.09	The first 2,000 gallons
Residential -- Rural Customers	\$ 2.04	each additional 1,000 gallons	

Baxter, Tennessee
Putnam County
Year Submitted: 2020

ORDINANCE 2019-6

ORDINANCE OF THE GOVERNING BODY OF BAXTER, TENNESSEE AMENDING TITLE 18 WATERS AND SEWERS, CHAPTER 1, WATER AND SEWER SERVICE, SECTION 18-125, SCHEDULE OF RATES

WHEREAS, The City Of Baxter, Tennessee has been notified by The City Of Cookeville, that the water rates will be raised for the next five years in increments every year.

WHEREAS, the Board of Mayor and Aldermen of Baxter, Tennessee wishes to amend the Baxter Municipal code pertaining to Waters and Sewers, Chapter 1, Water and Sewer Service, Section 18-125; 1, Water Service Rates, and Section 18-125; 2, Sewer Service Rate, and Section 18-125; 3.

THEREFORE, BE IT ORDAINED BY THE BOARD OF MAYOR AND ALDERMEN OF THE CITY OF BAXTER, TENNESSEE, AS FOLLOWS:

Section 1. Title 18, Chapter 1, Section 18-125; 1, Water Service Rates shall be deleted and replaced with the following:

Effective August 1, 2019

Rates for users of water within the corporate limits of the City of Baxter shall be as follows:

<i>First 2,000 Gallons</i>	<i>\$16.91(minimum)</i>
<i>2,000 and after</i>	<i>\$6.15 per thousand gallon</i>

Rates for users of water outside the corporate limits of the City of Baxter shall be as follows:

<i>First 2,000</i>	<i>\$26.21(minimum)</i>
<i>2,000 and after</i>	<i>\$8.22 per thousand gallons</i>

Effective July 1, 2020

Rates for users of water within the corporate limits of the City of Baxter shall be as follows:

<i>First 2,000 Gallons</i>	<i>\$19.44(minimum)</i>
<i>2,000 and after</i>	<i>\$7.08 per thousand gallon</i>

Rates for users of water outside the corporate limits of the City of Baxter shall be as follows:

<i>First 2,000</i>	<i>\$30.14(minimum)</i>
<i>2,000 and after</i>	<i>\$9.46 per thousand gallons</i>

Effective July 1, 2021

Rates for users of water within the corporate limits of the City of Baxter shall be as follows:

<i>First 2,000 Gallons</i>	<i>\$22.36(minimum)</i>
<i>2,000 and after</i>	<i>\$8.14 per thousand gallon</i>

Rates for users of water outside the corporate limits of the City of Baxter shall be as follows:

<i>First 2,000</i>	<i>\$34.66(minimum)</i>
<i>2,000 and after</i>	<i>\$10.87 per thousand gallons</i>

Effective July 1, 2022

Rates for users of water within the corporate limits of the City of Baxter shall be as follows:

<i>First 2,000 Gallons</i>	<i>\$25.04(minimum)</i>
<i>2,000 and after</i>	<i>\$9.11 per thousand gallon</i>

Rates for users of water outside the corporate limits of the City of Baxter shall be as follows:

<i>First 2,000</i>	<i>\$38.82(minimum)</i>
<i>2,000 and after</i>	<i>\$12.18 per thousand gallons</i>

Effective July 1, 2023

Rates for users of water within the corporate limits of the City of Baxter shall be as follows:

<i>First 2,000 Gallons</i>	<i>\$27.54(minimum)</i>
<i>2,000 and after</i>	<i>\$10.02 per thousand gallon</i>

Rates for users of water outside the corporate limits of the City of Baxter shall be as follows:

<i>First 2,000</i>	<i>\$42.70(minimum)</i>
<i>2,000 and after</i>	<i>\$13.40 per thousand gallons</i>

A \$3.00 per month administrative service charge will be applied to each customer's water bill.

Section 1. Title 18, Chapter 1, Section 18-125; 2, Sewer Service Rate shall be deleted and replaced with the following:

Sewer Service rates shall be based on actual water meter reading. Each service customer will pay a charge based on a minimum sewer charge as follows:

Effective August 1, 2019

<i>First 2,000 Gallons</i>	<i>\$18.38(minimum)</i>
<i>2,000 and after</i>	<i>\$8.19 per thousand gallon</i>

Effective July 1, 2020

<i>First 2,000 Gallons</i>	<i>\$22.97 (minimum)</i>
<i>2,000 and after</i>	<i>\$10.23 per thousand gallon</i>

Effective July 1, 2021

<i>First 2,000 Gallons</i>	<i>\$27.56 (minimum)</i>
<i>2,000 and after</i>	<i>\$12.28 per thousand gallon</i>

Effective August 1, 2022

<i>First 2,000 Gallons</i>	<i>\$33.08 (minimum)</i>
<i>2,000 and after</i>	<i>\$14.74 per thousand gallon</i>

Effective August 1, 2023

<i>First 2,000 Gallons</i>	<i>\$39.69 (minimum)</i>
<i>2,000 and after</i>	<i>\$17.69 per thousand gallon</i>

Section 1. Title 18, Chapter 1, Section 18-125; 3, shall be deleted and replaced with the following:

The water rate for all other utility districts served by the City of Baxter water system will be charged the following rates per one thousand (1000) gallons of water metered.

Effective August 1, 2019

\$7.48 per thousand (1000) gallons

Effective July 1, 2020

\$8.60 per thousand (1000) gallons

Effective July 1, 2021

\$9.89 per thousand (1000) gallons

Effective July 1, 2022

\$11.07 per thousand (1000) gallons

Effective July 1, 2023

\$12.18 per thousand (1000) gallons

Section 2. This ordinance shall be in full force and effect from and after its date of passage by the Board of Mayor and Alderman.

Section 3. All ordinance and resolutions, or parts thereof, in conflict with this Ordinance, are repealed.

Passed First Reading: _____

Passed Second Reading: _____

John Martin, Mayor

Attest: Sharon E Carlile, City Recorder

\

Bell Buckle, Tennessee
Bedford County
Year Submitted: 2020

Water Rates July 2019	500 Gal or below	Over 500 Gal	Minimum	Per 1,000 gallons
Residential Inside	\$ 15.30	\$ 20.36	2,000	\$ 7.08
Residential Outside	\$ 30.47	\$ 45.32	2,000	\$ 7.08
Commercial 3/4" Inside	\$ 17.30	\$ 22.36	2,000	\$ 7.08
Commercial 3/4" Outside	\$ 32.47	\$ 47.32	2,000	\$ 7.08
Residential Inside 1"	\$ 37.13	\$ 37.13	2,000	\$ 7.08
Residential Outside 1"	\$ 47.13	\$ 47.13	2,000	\$ 7.08
Commercial Inside 1"	\$ 39.16	\$ 39.16	2,000	\$ 7.08
Commercial Outside 1"	\$ 63.33	\$ 63.33	2,000	\$ 7.08
Commercial Inside 1 1/4-1 1/2"	\$ 78.44	\$ 78.44	2,000	\$ 7.08
Commercial Out 1 1/4-1 1/2"	\$ 110.21	\$ 110.21	2,000	\$ 7.08
Commercial Inside 2"	\$ 129.78	\$ 129.78	2,000	\$ 7.08
Commercial Out 2"	\$ 170.25	\$ 170.25	2,000	\$ 7.08
Commercial Inside 4"	\$ 324.09	\$ 324.09	2,000	\$ 7.08
Commercial Out 4"	\$ 333.82	\$ 333.82	2,000	\$ 7.08
Sewer Rates July 2019	500 Gal or below	Over 500 Gal	Minimum	Per 1,000 gallons
Residential Inside	\$ 15.30	\$ 20.36	2,000	\$ 7.08
Residential Outside	\$ 30.47	\$ 45.32	2,000	\$ 7.08
Commercial 3/4" Inside	\$ 17.30	\$ 22.36	2,000	\$ 7.08
Commercial 3/4" Outside	\$ 32.47	\$ 47.32	2,000	\$ 7.08
Residential Inside 1"	\$ 37.13	\$ 37.13	2,000	\$ 7.08
Residential Outside 1"	\$ 47.13	\$ 47.13	2,000	\$ 7.08
Commercial Inside 1"	\$ 39.16	\$ 39.16	2,000	\$ 7.08
Commercial Outside 1"	\$ 63.33	\$ 63.33	2,000	\$ 7.08
Commercial Inside 1 1/4-1 1/2"	\$ 78.44	\$ 78.44	2,000	\$ 7.08
Commercial Out 1 1/4-1 1/2"	\$ 110.21	\$ 110.21	2,000	\$ 7.08
Commercial Inside 2"	\$ 129.78	\$ 129.78	2,000	\$ 7.08
Commercial Out 2"	\$ 170.25	\$ 170.25	2,000	\$ 7.08
Commercial Inside 4"	\$ 324.09	\$ 324.09	2,000	\$ 7.08
Commercial Out 4"	\$ 333.82	\$ 333.82	2,000	\$ 7.08

Bell Meade, Tennessee
Davidson County
Year Submitted: 2020

From: [Leigh Mills](#)
To: [Terry Lawson](#)
Subject: Rates
Date: Wednesday, May 18, 2022 3:48:41 PM
Attachments: [image004.png](#)

[CAUTION: External Email]

Please find below the current rates for the City of Belle Meade:

\$3.14 per 100 cubic feet of water consumed, with a minimum of \$28.88 per month per user.

Thanks

Leigh Mills

Director of Finance & Human Resources
City of Belle Meade
4705 Harding Road
Nashville, TN. 37205
615.297.6041



Click on City logo for City website



Click to follow us on YouTube

"This message may contain confidential and/or proprietary information and is intended for the person/entity to which it was originally addressed. Any use by others is strictly prohibited."

Disclaimer

This email and any files transmitted with it are confidential information and intended solely for the use of the individual(s) or entity named above. If you are not the intended recipient you are hereby notified that any disclosure, copying, distribution or the taking of any action in reliance on the contents of this information is strictly prohibited and may be unlawful. If you received this email and are not an intended recipient, please delete it from your system. Mail delivered by Allen & Hoshall, Inc. mail system.

AHEmailDisclaimer2016



Bells, Tennessee
Crockett County
Year Submitted: 2022

ORDINANCE NO 08102020A

AN ORDINANCE OF THE CITY OF BELLS, TENNESSEE, ESTABLISHING A FEE SCHEDULE FOR CUSTOMERS OF WATER AND WASTEWATER UTILITIES.

Whereas, the City of Bells Board of Mayor and Aldermen has identified the need to periodically adjust municipal utility rates to keep pace with increases in the operation and maintenance costs associated with municipal utilities and to assure compliance with State regulations.

NOW, THEREFORE, BE IT ORDAINED BY THE BOARD OF MAYOR AND ALDERMEN THE CITY OF BELLS, TENNESSEE, AS FOLLOWS:

1. **MUNICIPAL WATER RATES** The City of Bells Board of Mayor and Aldermen Hereby adopts the following monthly rate schedule applicable to all customers of the municipal water utility, exclusive of state and local sales taxes:

METER	MINIMUM	OVER 2,000 GALLONS
	FIRST 2,000 GALLONS	PER 1,000 GALLONS
5/9" METER	\$17.00	\$1.50
1" METER	\$18.40	\$1.50
2" METER	\$25.20	\$1.50
WILLOW CREEK	\$408	\$1.50

2. **MUNICIPAL WASTEWATER RATES** Applicable monthly rates for customers in the City limits are based on Water usage. Customers outside the City Limits are a flat rate. The City of Bells Board of Mayor and Aldermen hereby adopts the following rate schedule for these two types of customers:

	MINIMUM	OVER 2,000 GALLONS
	FIRST 2,000 GALLONS	PER 1,000 GALLONS
Sewer linked CITY	\$18.00	\$2.00
SEWER ONLY (CW)	\$18.00	0
WILLOW CREEK	\$432	\$2.00

BUSINESS ADDITIONAL ELECTRICAL COST FOR PUMPS	WITH SEWER	REGULAR MINIMUM AND RATE PLUS ELECTRIC ACCORDING TO GEMC BILL	REGULAR MINIMUM AND RATE PLUS ELECTRIC ACCORDING TO GEMC BILL
---	---------------	--	--

3. **EFFECTIVE DATE:** This ordinance shall be in full force and effect from and after its date of enactment by the Board of Mayor and Aldermen.
4. **REPEALER:** All ordinances and parts of ordinances, found to be inconsistent with the provisions of this ordinance are hereby repealed to the extent of such inconsistency.
5. **SEVERABILITY:** Should any section, paragraph, sentence, clause or phrase of this ordinance or its application to any person or circumstance be declared unconstitutional or otherwise invalid for any reason or should any portion of this ordinance be pre-empted by State or Federal law or regulation, such decision or legislation shall not affect the validity of the remaining portions of this ordinance or its application to other persons or circumstances.


PASSED AND APPROVED THIS ____ DAY OF AUGUST 10, 2020 BY A ROLL CALL VOTE OF THE CITY OF BELLS BOARD OF MAYOR AND ALDERMEN.

JOE M WILLIAMS, MAYOR

ATTEST _____
ALICIA PIGUE, RECORDER

FIRST READING _____
SECOND READING _____

Bethel Springs, Tennessee
McNairy County
Year Submitted: 2020



P. O. Box 214
Bethel Springs, TN 38315
Office: 731-934-7266 ~ Fax: 731-934-7277

March 6, 2020

Mr. Harry J. Pratt,

We provide water and sewer to our residents. The rates are as follows:

A) Water Rate

Base amount no usage- \$11.00

\$7.00/1000 gallons

B) Sewer Rates

Base amount with 2800 gallons - \$51.29

After 2800 gallons a customer pays \$7.08/ 1000 gallons

Should you have any questions, please contact us at 731-934-7266.

Sincerely,

Voni Hart, City Clerk

Bolivar, Tennessee
Hardeman County
Year Submitted: 2022

Bolivar Utility Department
Water/Sewer Rates, effective as of JULY 1, 2021
Bolivar Municipal Code, Title 18, Section 18-423, City ordinance 15-005

SCHEDULE OF RATES (PER 100 GALLONS)

RESIDENTIAL WATER	INSIDE CITY	OUTSIDE CITY
Minimum	\$16.22	\$24.44
First 2000	\$0.8110	\$1.2220
Next 8000	\$0.4259	\$0.6184
Over 10,000	\$0.3295	\$0.4814

COMMERCIAL	INSIDE CITY	OUTSIDE CITY
Minimum	\$32.21	\$48.71
First 5000	\$0.6443	\$0.9740
Next 10,000	\$0.4259	\$0.6184
Over 15,000	\$0.3321	\$0.4849

WATER UTILITY DISTRICT

Minimum	
Gallons	\$0.3209

SEWER RATES	PER 100 GALLONS
Minimum Residential & Commercial	\$16.22
First 2000 gallons	\$0.8110
Over 2000 gallons	\$0.4259

SECTION 2

Beginning July 1, 2016 water and sewer rates shall automatically increase annually at the same rate as the consumer price index-urban (CPI-U), as determined and published by the U.S. Department of labor for the immediately prior December -December period. Bolivar Utility Department is directed to calculate the rate increase and provide written notice of same to all consumers no later than May 31 of each year and to implement the rate increase beginning with the July billing cycle.

Bradford, Tennessee
Gibson County
Year Submitted: 2022



City of Bradford

PO Box 87

Bradford, TN 38316

731.742.3465 – Office

731.742.2969 – Fax

www.cityofbradford.net

CHART OF WATER RATES – IN CITY LIMITS

Gallons	Water	Sales Tax	Sewer	Total Before Garbage	Garbage	TOTAL
0-2000	\$25.18	\$2.46	\$18.54	\$46.18	\$13.60	\$59.78
2001-3000	\$28.93	\$2.82	\$21.13	\$52.88	\$13.60	\$66.48
3001-4000	\$32.68	\$3.19	\$23.72	\$59.59	\$13.60	\$73.19
4001-5000	\$36.43	\$3.55	\$26.31	\$66.29	\$13.60	\$79.89
5001-6000	\$40.18	\$3.92	\$28.90	\$73.00	\$13.60	\$86.60
6001-7000	\$43.93	\$4.28	\$31.49	\$79.70	\$13.60	\$93.30
7001-8000	\$47.68	\$4.65	\$34.08	\$86.41	\$13.60	\$100.01
8001-9000	\$51.43	\$5.01	\$36.67	\$93.11	\$13.60	\$106.71
9001-10000	\$55.18	\$5.38	\$39.26	\$99.82	\$13.60	\$113.42



City of Bradford

PO Box 87

Bradford, TN 38316

731.742.3465 – Office

731.742.2969 – Fax

www.cityofbradford.net

CHART OF WATER RATES – OUT OF CITY LIMITS

Gallons	Water	Sales Tax	Sewer	Total Before Garbage	Garbage	TOTAL
0-2000	\$29.32	\$2.86	\$21.86	\$54.04	\$13.60	\$67.64
2001-3000	\$33.07	\$3.22	\$24.45	\$60.74	\$13.60	\$74.34
3001-4000	\$36.82	\$3.59	\$27.04	\$67.45	\$13.60	\$81.05
4001-5000	\$40.57	\$3.96	\$29.63	\$74.16	\$13.60	\$87.76
5001-6000	\$44.32	\$4.32	\$32.22	\$80.86	\$13.60	\$94.46
6001-7000	\$48.07	\$4.69	\$34.81	\$87.57	\$13.60	\$101.17
7001-8000	\$51.82	\$5.05	\$37.40	\$94.27	\$13.60	\$107.87
8001-9000	\$55.57	\$5.42	\$39.99	\$100.98	\$13.60	\$114.58
9001-10000	\$59.32	\$5.78	\$42.58	\$107.68	\$13.60	\$121.28

Brighton, Tennessee
Tipton County
Year Submitted: 2020

ORDINANCE NUMBER 2017-09-12

AN ORDINANCE TO SET THE RATES, FOR WATER AND SEWER SERVICE OF THE TOWN OF BRIGHTON, TENNESSEE.

WHEREAS, To have a financially viable water and sewer system; and

WHEREAS, To comply with Tennessee Code Annotated; and

WHEREAS, To comply with the Town's agreement with the Tennessee Water and Wastewater Financing Board; and

WHEREAS, The Board of Mayor and Aldermen of the Town of Brighton finds it necessary to increase the rates for the water and sewer service of the Town of Brighton;

NOW, THEREFORE: BE IT ORDAINED BY THE BOARD OF MAYOR AND ALDERMEN OF THE TOWN OF BRIGHTON, TENNESSEE, THAT:

Section 1. This ordinance will replace in entirety the current water and sewer rates for the Town of Brighton. The Town's water and sewer rates shall be set according to the schedule below.

WATER AND SEWER RATES (INSIDE AND OUTSIDE THE TOWN)

WATER RATE	SEWER RATE
First 500 gallons (Minimum Bill)----- \$11.00 plus tax	First 500 gallons (Minimum Bill)----\$11.00
All over 500 gallons-----\$4.82/M plus tax	All over 500 gallons-----\$4.82/M


Section 2. This ordinance shall become effective upon final passage, the public welfare requiring it.

Passed First Reading August 8, 2017

Passed Second Reading September 12, 2017



Sarah Crocker, Mayor



Tammy McKinney, Town Recorder

Bristol, Tennessee
Sullivan County
Year Submitted: 2022

NO SALES TAX ON SEWER

Ordinance No. 09-12

An Ordinance Fixing Rates Charged for Sanitary Sewer Service

BE IT ORDAINED by the City of Bristol, Tennessee as follows:

1. That commencing with the first billing cycle in July 2009, the rates charged by the City of Bristol for sanitary sewer service shall be as follows:

	Within City Limits	Outside City Limits
<u>Fixed Charges</u>		
○ Monthly service charge	\$3.50	\$3.50
○ Monthly inflow/infiltration charge	\$2.50	\$2.50
<u>Volumetric Charges</u>		
○ Charge per 1,000 gallons or portion thereof up to 2,500,000 gallons per month (Minimum billing of 2,000 gallons per month)	\$3.64	N/A
○ Charge per 1,000 gallons or portion thereof over 2,500,000 gallons per month	\$2.48	N/A
○ Charge per 1,000 gallons or portion thereof for residential users outside the city limits per month (Minimum billing of 3,000 gallons per month)	N/A	\$5.46
○ Charge per 1,000 gallons or portion thereof for nonresidential users outside the city limits per month (Minimum billing of 3,000 gallons per month)	N/A	\$6.07

2. That commencing with the first billing cycle in July 2010, the rates charged by the City of Bristol for sanitary sewer service shall be as follows:

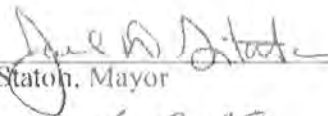
	Inside City Limits	Outside City Limits
<u>Fixed Charges</u>		
○ Monthly service charge	\$3.50	\$3.50
○ Monthly inflow/infiltration charge	\$2.50	\$2.50
<u>Volumetric Charges</u>		
○ Charge per 1,000 gallons or portion thereof up to 2,500,000 gallons per month (Minimum billing of 2,000 gallons)	\$3.79	N/A
○ Charge per 1,000 gallons or portion thereof over 2,500,000 gallons per month	\$2.58	N/A

Minimum of \$13.58 (bracketed around \$3.79 and \$2.58)
Minimum of \$23.04 (bracketed around \$3.50, \$2.50, and \$2.58)

- o Charge per 1,000 gallons or portion thereof for residential users outside the city limits per month (Minimum billing of 3,000 gallons per month) N/A \$5.68
- o Charge per 1,000 gallons or portion thereof for nonresidential users outside the corporate limits per month (Minimum billing of 3,000 gallons) N/A \$6.31

3. The monthly volumetric charge (gallons) shall be based on metered water quantities.
4. That all ordinances previously fixing sanitary sewer rates are repealed.
5. That this Ordinance shall take effect seventeen (17) days from and after its final passage, the welfare of the city requiring it.

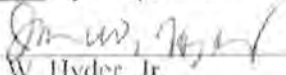
WHEREUPON, Mayor Staton declared the Ordinance adopted, affixed his signature and the date thereto, and directed that the same be recorded.



Joel D. Staton, Mayor
Date: 6-2-09



Tara E. Musiek, City Recorder

Approved as to Form and Legality
this 30 day of April 2009


Jack W. Hyder, Jr.
City Attorney

Passed on 1st Reading: 5-5-09
Passed on 2nd Reading: 6-2-09

Ordinance No. 15-5

An Ordinance Fixing Rates Charged for Water Sold by the City of Bristol

BE IT ORDAINED BY the City of Bristol, Tennessee as follows:

Section 1. That commencing with the first billing cycle in July 2015, the rates charged for water sold by the City of Bristol shall be as follows per 1,000 gallons or portion thereof:

Monthly Billing Based on Metered Water Quantities

	<u>Within City Limits</u>	<u>Outside City Limits</u>
	<i>(Per 1,000 gallons or portion thereof)</i>	
1st 1,000 (minimum bill)	\$7.22	\$14.45
1,001 -50,000	3.03	6.07
50,001-100,000	2.90	5.80
100,001-250,000	2.60	5.20
250,001+	1.84	3.68

Section 2. That commencing with the first billing cycle in July 2016, the rates charged for water sold by the City of Bristol shall be as follows per 1,000 gallons or portion thereof:

Monthly Billing Based on Metered Water Quantities

	<u>Within City Limits</u>	<u>Outside City Limits</u>
	<i>(Per 1,000 gallons or portion thereof)</i>	
1st 1,000 (minimum bill)	\$7.47	\$14.96
1,001 -50,000	3.14	6.28
50,001-100,000	3.00	6.00
100,001-250,000	2.69	5.38
250,001+	1.90	3.81

Section 3. That the rate for water sold to utility districts not otherwise set by contract shall be \$3.05 per 1,000 gallons commencing with the first billing cycle in July 2015.

Section 4. That the rate for water sold to utility districts not otherwise set by contract shall be \$3.16 per 1,000 gallons commencing with the first billing cycle in July 2016.

Section 5. That all ordinances which previously fixed rates for water sold are repealed.

THIS ORDINANCE shall become effective seventeen (17) days from and after its final passage, the welfare of the City requiring it.

WHEREUPON, Mayor Powers declared the Ordinance adopted, affixed a signature and the date thereto, and directed that the same be recorded.

Lea Powers
Lea Powers, Mayor

Date: 6/2/15

Tara E. Musick
Tara E. Musick, City Recorder

Approved as to Form and Legality
this 30 day of April 2015

Jack W. Hyder, Jr.
Jack W. Hyder, Jr., City Attorney

Passed on 1st Reading: 5/5/15
Public Hearing: 6/2/15
Passed on 2nd Reading: 6/2/15

Brownsville, Tennessee
Haywood County
Year Submitted: 2022

BROWNSVILLE UTILITIES DEPARTMENT

031 B
300 WATER

Class 22 (462)				
Residential Inside				
\$10.98				
0 to	20	@		0.5490
21 to	50			0.3542
51 to	100	@		0.2884
101 to	###	@		0.2102

Class 35 (463)				
Commercial Inside				
\$18.22				
0 to	20	@		0.9110
21 to	50			0.4048
51 to	100	@		0.3264
101 to	999999	@		0.2214

Class 01 (464)				
Residential Outside				
\$17.31				
0 to	20	@		0.8655
21 to	50			0.5670
51 to	100	@		0.4620
101 to	###	@		0.3120

Class 14 (465)				
Commercial Outside				
\$29.15				
0 to	20	@		1.4575
21 to	50			0.6440
51 to	100	@		0.5220
101 to	999999	@		0.3530

Class 70 Wholesale Outside				
All		@		0.2100

Class 35 Commercial Inside				
Flat Charge for Spirkler System				
				\$18.22

Haywood Utility District

Class 80,81,83,84 North & East				
Residential Outside				
\$17.00 Cust. Charge				
280, 283 @ .60				

Class 85sm,86,88,89North & East				
Commercial Outside				
\$24.50				
285,285CON,288 @ .70				

Class 90,91 South				
Residential Outside				
\$17.00 Cust. Charge				
ALL @ .76				

Class 95,96 South				
Commercial Outside				
\$24.50 Cust. Charge				
ALL @ .86				

Deposits and Service fees

Service fee regular hours	20.00	
Service fee after hours	45.00	
Renter's Deposit (non refundable)	250.00	
Homeowner Deposit (non refundable)	150.00	
Commercial Deposit (non refundable)	400.00	
Tap fee residential	600.00	Minimum*
Tap fee commercial	800.00	Minimum*

*Additional work if needed at cost (time & material)

Effective date for:
Stanton 07/01/2019
UD 08/01/2016

Effective Brownsville 01/01/2021

BROWNSVILLE UTILITIES DEPARTMENT

031 B

403 Sewer

Class 22 (466) Residential Inside				Class 35 (468) Commercial Inside				Class 50 (467) Residential Inside					
0	to	20 @	0.696	\$13.92	Min.	0	to	20 @	1.2650	\$25.30	Min.	\$10.44	Cust Chg.
21	to	999,999 @	0.3670			21	to	999,999 @	0.3670			All @	.6210
City of Stanton Sewer: Route 018													

401 Flat Rate Sewer

For customers on Well

All Inside

Class 10 Residential Inside \$20.33				Class 22 Residential Inside \$13.92			
Class 35 Commercial Inside \$25.30				Class 50 Commercial Inside \$81.15			

501 SANITATION

Class 22 (000) \$32.00				Class 35 (000) \$40.44				Class 61 \$29.39/ others			
Class 02 (2 YD) \$58.75				Class 04 (4 YD) \$87.45				Class 06 (6 YD) 121.13			
Class 08 (8 YD) \$173.97											

City of Stanton Sanitation

Class 50 (000) \$18.50				Class 51 (000) Others			
----------------------------------	--	--	--	---------------------------------	--	--	--

PROPANE:

Class 22 Residential
Class 40, 50 Commercial

Sewer:

Tax: 0%
 Penalty: Modified
 5% for 1st 250.00 = 12.50
 all over @ 1%
 Proration:
 Prorate Minimum & Customer Charge Only
 No-Prorate consumption
 Read Per 100 gallons based on water use

Sanitation:

Tax: 0%
 Penalty: Modified
 5% for 1st 250.00 = 12.50
 all over @ 1%
 Proration:
 Prorate

Bruceton, Tennessee
Carroll County
Year Submitted: 2020

Town of Bruceton

Customer Types and Rates

Residential Meters	Last Year Flat	Last Year
	Fee	Consumption Rate
Water	\$ 13.25	4.85
Maintenance	\$ 2.00	
Sewer	\$ 13.25	4.85
Garbage	\$ 15.60	

Secondary Meters

Secondary	Last Year Flat	Last Year
	Fee	Consumption Rate
	\$ 13.25	\$ 4.85

Outside Corporate Limits

Water	Last Year Flat	Last Year
	Fee	Consumption Rate
	\$ 14.00	\$ 5.85

Small Business/Churches

Water	Last Year Flat	Last Year
	Fee	Consumption Rate
	\$ 13.25	\$ 5.00
Sewer	Last Year Flat	Last Year
	Fee	Consumption Rate
	\$ 13.25	\$ 5.00
Maintenance	Last Year Flat	Last Year
	Fee	Consumption Rate
	\$ 2.00	

Large Business

Water	Last Year Flat	Last Year
	Fee	Consumption Rate
	\$ 17.00	\$ 5.00
Sewer	Last Year Flat	Last Year
	Fee	Consumption Rate
	\$ 17.00	\$ 5.00

Industrial

Water	Last Year Flat	Last Year
	Fee	Consumption Rate
	\$ 165.00	\$ 4.50
Sewer	Last Year Flat	Last Year
	Fee	Consumption Rate
	\$ 17.00	\$ 5.00

Sprinkler

Water	Last Year Flat	Last Year
	Fee	Consumption Rate
	\$ 25.00	\$ -

Byrdstown, Tennessee
Pickett County
Year Submitted: 2020

**TOWN OF BYRDSTOWN, TENNESSEE
SCHEDULE OF WATER AND SEWER RATES
FISCAL YEAR ENDING JUNE 30, 2020**

Be it ordained by the Board of Mayor and Aldermen of the Town of Byrdstown, Pickett County Tennessee as follows:

SECTION 1. WATER RATES

CORPS OF ENGINEERS STORAGE/ O&M FEE \$2.00 per month per meter

WATER RATES – RESIDENTIAL (IN TOWN)

0-3,000 Gallons \$18.29 Minimum Charge
Above 3,000 Gallons \$5.88 Per Thousand

WATER RATES – RESIDENTIAL (OUT OF TOWN)

0 – 2,000 Gallons \$25.43 Minimum Charge
Above 2,000 Gallons \$10.67 Per Thousand

WATER RATES – COMMERCIAL (IN TOWN)

0 – 3,000 Gallons \$23.03 Minimum Charge
Above 3,000 Gallons \$7.33 Per Thousand

WATER RATES – COMMERCIAL (OUT OF TOWN)

0 – 2,000 Gallons \$31.55 Minimum Charge
Above 2,000 Gallons \$13.37 Per Thousand

WATER RATES – INDUSTRIAL

0 – 100,000 Gallons \$8.02 Per Thousand
Above 100,000 Gallons \$5.88 Per Thousand

WATER RATES – UTILITY DISTRICT

\$4.97 Per Thousand Gallons

WATER RATES – RAW WATER

0 – 10,000 Gallons \$19.57 Minimum Charge
10,001-1,000,000 Gallons \$1.97 Per Thousand
Above 1,000,000 Gallons \$3.27 Per Thousand

WATER RATES – AGRICULTURAL

0 – 2,000 Gallons \$31.80 Minimum Charge
2,001-100,000 Gallons \$13.37 Per Thousand
Above 100,000 Gallons \$5.88 Per Thousand

In Town:

**w/sewer
\$36.26
w/out
\$22.27**

Out of Town:

\$30.11

HOOK-UP FEES

Water: \$50.00
Water & Sewer: \$100.00

TAP FEES (IN TOWN)

Water: \$450.00 – ¾ inch meter
\$600.00 – 1 inch meter
\$1,100.00 – 2 inch meter
Sewer: \$300.00

TAP FEES (OUT OF TOWN)

Water: \$600.00- ¾ inch meter
\$750.00- 1 inch meter
\$1300.00- 2 inch meter

REACTIVATION FEES

Regular Hours: \$15.00
After Hours: \$30.00

**TOWN OF BYRDSTOWN, TENNESSEE
SCHEDULE OF WATER AND SEWER RATES
FISCAL YEAR ENDING JUNE 30, 2020**

SECTION 2. SEWER RATES

SEWER RATES – RESIDENTIAL

0 -1,000 Gallons	\$13.99 Minimum Charge
1,001 – 1,999 Gallons	\$15.45
2,000 – 3,000 Gallons	\$17.88
Above 3,000 Gallons	\$5.52 Per Thousand

SEWER RATES – COMMERCIAL

0 -1,000 Gallons	\$17.49 Minimum Charge
1,001 – 1,999 Gallons	\$19.31
2,000 – 3,000 Gallons	\$21.61
Above 3,000 Gallons	\$6.91 Per Thousand

SEWER RATES – INDUSTRIAL

0 - 50,000 Gallons	\$6.36 Per Thousand
Above 50,000 Gallons	\$4.80 Per Thousand

DORMANT METER POLICY: The customer must pay at least their minimum bill every month or have their meter disconnected, the account permanently closed, and their final bill paid. To reconnect the meter, the customer must pay the number of months disconnected times their area minimum bill per occurrence up to twelve months plus a hook-up fee.

The Town of Byrdstown is an equal opportunity provider and employer.

Camden, Tennessee
Benton County
Year Submitted: 2022

**CITY OF CAMDEN WATER & WASTEWATER
RATE SCHEDULE
FY 2021/2022**

EFFECTIVE JANUARY 1, 2022

WATER - RESIDENTIAL / COMMERCIAL

	Class 22 Inside City Limits	Class 02 Outside City Limits
Monthly Base (no volume included)	\$13.18	\$27.10
Volume Cost per 1,000 gallons	\$3.81	\$7.84

INDUSTRIAL

	Class 03 Industrial
Monthly Base (110,000 gallons minimum)	\$742.35
Volume Cost per 1000 gallons	\$4.30

SEWER - RESIDENTIAL / COMMERCIAL

	Class 22 Inside City Limits	Class 02 Outside City Limits
Monthly Base (no volume included)	\$13.18	\$27.10
Volume Cost per 1,000 gallons	\$3.81	\$7.84

INDUSTRIAL

	Class 03 Industrial
Monthly Base (110,000 gallons minimum)	\$742.35
Volume Cost per 1000 gallons	\$4.30

Carthage, Tennessee

Smith County

Year Submitted: 2022

From: [Cindy Glidwell](#)
To: [Terry Lawson](#)
Subject: Town of Carthage rate schedule
Date: Wednesday, May 4, 2022 12:15:56 PM

[CAUTION: External Email]

Good Morning,
See below for our current water & sewer rates

<u>Inside city limits</u> (water & sewer rates)	\$17.50 first 1000 gals (minimum) \$ 5.00 per thousand over initial allotment
---	--

<u>Outside city limits: (water only)</u>	\$22.02 first 1000 gals (minimum) \$ 4.76 per thousand over initial allotment
--	--

Respectfully,

Cindy Glidwell
City Cashier/Tax Collector
Town of Carthage
314 Spring St
PO Box 259
Carthage, TN 37030
615-735-1881 ext.: 202
Fax: 615-735-3475

Disclaimer

This email and any files transmitted with it are confidential information and intended solely for the use of the individual(s) or entity named above. If you are not the intended recipient you are hereby notified that any disclosure, copying, distribution or the taking of any action in reliance on the contents of this information is strictly prohibited and may be unlawful. If you received this email and are not an intended recipient, please delete it from your system. Mail delivered by Allen & Hoshall, Inc. mail system.

AHEmailDisclaimer2016

Cedar Grove, Tennessee
Carroll County
Year Submitted: 2022

Cedar Grove Public Utility District

P.O. Box 8
Cedar Grove, TN 38321
7319872217 Office
Plant Manager: Timothy Fullington
Office Manager: April Arnold

SCHEDULE OF WATER RATES AND CHARGES EFFECTIVE NOVEMBER 8, 2021

MINIMUM – 1000 GALLONS OR LESS... (Taxes not included).....\$25.95
OVER 1000 GALLONS, PER THOUSAND.....\$6.96

TAP FEES

¾" (STANDARD).....\$925.00 PLUS OWNER DEPOSIT

1".....\$1,625.00 PLUS OWNER DEPOSIT

ANYTHING LARGER THAN A 1" METER TAP CUSTOMER MUST PAY ALL COST OF INSTALLATION AFTER CGUD HAS APPROVED INSTALLATION PLUS OWNER DEPOSIT

OWNER DEPOSITS (RENTER DEPOSITS ARE AN ADDITIONAL \$75.00 WITH ONLY \$75.00 TOTAL REFUNDABLE)

¾" (STANDARD).....\$75.00 (\$25.00 REFUNDABLE)

1"..... \$75.00 (\$25.00 REFUNDABLE)

ANYTHING LARGER THAN 1".....\$200.00 (\$150.00 REFUNDABLE)

Miscellaneous Fees:

Reconnection Fee... (If service is discontinued for NON-PAYMENT)..... \$50.00

Meter Install Fee. (If service is turned on by customer before account is paid in full, the meter will be taken out)... \$25.00

Lock Replacement Fee (If Utility's Districts Lock is Cut by Customer)..... \$25.00

Returned Check Service Charge..... \$30.00

Robert R. McAlexander, CHAIRMAN
JC Hefner, VICE CHAIRMAN/TREASURER
Marilynn Smith, SECRETARY

Celina, Tennessee
Clay County
Year Submitted: 2020

Exhibit 3


Town of Celina - Calculation Sheet

Scenario # 1 - Increase in rates based on % of revenue

<u>June 30, 2020</u>		<u>Projected</u> <u>6/30/2020</u>					
Rates will need to be:							
Net Loss Projected		\$	235,807				
Add 10% above break even		\$	23,581				
Additional Revenue Needed		\$	259,388				
Revenue Projected		\$	1,170,000				
Total Revenue Needed		\$	1,429,388				
<u>Water</u>		<u>Current Revenue</u> <u>(existing rates)</u>	<u>% of</u> <u>Revenue</u>	<u>Revenue Needed</u>		<u>Rates Needed</u>	
Minimum 0 gallons (1970 customers)		\$ 354,600	28.91%	\$ 413,270	\$	17.48	
Gallons Used 106,792,144		\$ 667,451	54.42%	\$ 777,883	\$	7.28	
		\$ 1,022,051					
<u>Sewer</u>							
Flat Rate (785 customers)		\$ 56,520	4.61%	\$ 65,871	\$	6.99	
Gallons Treated 36,071,733		\$ 147,894	12.06%	\$ 172,364	\$	4.78	
		\$ 204,414					
		\$ 1,226,465	100.00%	\$ 1,429,388			

<u>June 30, 2021</u>		<u>Projected</u> <u>6/30/2021</u>					
Rates will need to be:							
Net Loss Projected		\$	260,109				
Add 10% above break even		\$	26,011				
Additional Revenue Needed		\$	286,120				
Revenue Projected		\$	1,170,000				
Total Revenue Needed		\$	1,456,120				
<u>Water</u>		<u>Current Revenue</u> <u>(existing rates)</u>	<u>% of</u> <u>Revenue</u>	<u>Revenue Needed</u>		<u>Rates Needed</u>	
Minimum 0 gallons (1970 customers)		\$ 354,600	28.91%	\$ 420,999	\$	17.81	
Gallons Used 106,792,144		\$ 667,451	54.42%	\$ 792,431	\$	7.42	
		\$ 1,022,051					
<u>Sewer</u>							
Flat Rate (785 customers)		\$ 56,520	4.61%	\$ 67,103	\$	7.12	
Gallons Treated 36,071,733		\$ 147,894	12.06%	\$ 175,587	\$	4.87	
		\$ 204,414					
		\$ 1,226,465	100.00%	\$ 1,456,120			

Centerville, Tennessee
Hickman County
Year Submitted: 2020



- Home ADA Administration Business License C.A. Thompson Park/City Pool
- Centerville Municipal Airport Centerville Municipal Golf Course Centerville Police Department
- Centerville Volunteer Fire Department City Court Cross-Connection Events & Projects
- Forms and Applications Gas Rates Maintenance Department Natural Gas Awareness
- New Customer Procedures Pressure Reducer Valves Property Taxes Sanitation Rates Sewer Rates
- Town of Centerville Employment Opportunities Utilities Water Leak Detection Water Rates
- Water Treatment Plant Waste Water Treatment Plant

Water Rates

Water Tap Connection

Inside City Limits \$ 600.00
Outside City Limits \$1000.00

Water Meter Deposits

Owner
 \$100.00

Renter
 \$130.00

Water Rates as of July 2012

Inside City: 1st 2000 gallons \$6.935/1000 gallons
 over 2000 gallons \$5.67/1000 gallons

Outside City: 1st 2000 gallons \$13.49/1000 gallons




2018 Water Quality Report
 Town of Centerville's 2018 Water Quality Report
 20191010083902124.pdf
 Adobe Acrobat document
 [197.5 KB]

YOUR HELP IS NEEDED TO PROTECT THE QUALITY OF OUR DRINKING WATER





Help our community protect and eliminate backflow into our public water supply.

What is backflow? Backflow is the undesirable reverse flow of water from its



- Home ADA Administration Business License C.A. Thompson Park/City Pool
- Centerville Municipal Airport Centerville Municipal Golf Course Centerville Police Department
- Centerville Volunteer Fire Department City Court Cross-Connection Events & Projects
- Forms and Applications Gas Rates Maintenance Department Natural Gas Awareness
- New Customer Procedures Pressure Reducer Valves Property Taxes Sanitation Rates Sewer Rates
- Town of Centerville Employment Opportunities Utilities Water Leak Detection Water Rates
- Water Treatment Plant Waste Water Treatment Plant

Sewer Rates

 **Sewer Service Application**
 [WATER APPL.pdf](#)
 Adobe Acrobat document [127.3 KB]

Sewer Rates are 130% of a customer's water usage.

Sewer Tap Fees

Gravity Flow System


- \$500.00 Sewer Tap
- \$100.00 Sewer Inspection (performed by Town of Centerville)

Grinder Pump System

- \$3,000.00 Sewer Tap (Residential & Small Commercial)

\$100.00 Sewer Inspection (performed by Town of Centerville)

The price for businesses considered to larger than small commercial, will be negotiated.

 [Print](#) | [Sitemap](#)
© Town of Centerville

[Login](#)

Charlotte, Tennessee

Dickson County

Year Submitted: 2022

**CITY OF CHARLOTTE
22 COURT SQUARE
P.O. BOX 129
CHARLOTTE, TENNESSEE 37036
PH. 615-789-4184**

NEW 2010 RATE SCHEDULE

CITY OF CHARLOTTE

SEWER RATES

\$13.50 Flat Rates

\$6.00 FOR NEXT 1 THOUSAND (PER THOUSAND)

\$7.35 FOR NEXT THOUSAND (PER THOUSAND)

\$7.35 FOR NEXT THOUSAND (PER THOUSAND)

\$4.58 FOR NEXT THOUSAND

\$7.70 FOR NEXT THOUSAND

\$7.70 FOR NEXT THOUSAND

\$3.28 FOR NEXT THOUSAND

\$7.15 FOR NEXT THOUSAND

\$7.15 FOR NEXT THOUSAND

\$11.18 FOR NEXT THOUSAND

\$3.38 FOR NEXT THOUSAND

\$11.18 FOR NEXT THOUSAND

\$6.07 PER THOUSAND NEXT 7,000

\$7.00 PER THOUSAND NEXT 30,000

\$1.40 PER THOUSAND NEXT 10,000

\$14.60 PER THOUSAND NEXT 10,000

\$31.50 PER THOUSAND NEXT 5,000

\$4.50 PER THOUSAND NEXT 25,000

\$7.20 PER THOUSAND NEXT 100,000

\$12.50 PER THOUSAND OVER 200,000

NEW CONNECTION (TAP) CHARGES

RESIDENTIAL SERVICE \$3,000.

COMMERCIAL SERVICE \$3,200.

INSPECTION FEE FOR NEW TAPS \$15.00

City of Charlotte
P.O. Box 129
Charlotte, TN 37036
615-789 4184

Water Authority of Dickson County
101 Cowan Road
Dickson, TN 37055

Cindy,

The City has passed a new Wastewater rates effect July 1, 2010. Please start new rate billing this month. Also please add Charlotte Ball Park and Charlotte Lion Club Park to the billing list as they are to start paying sewer bills in July 1, 2010. Also please send my sewer list in Excel every month so I can have a history of customers on my computer.

Thank You

Bonnie Duke
City Clerk

Chattanooga, Tennessee

Hamilton County

Year Submitted: 2020

City of Chattanooga
 Interceptor Sewer System
 Rates Effective 10/01/2019

1st Rate Block - First 100,000	gallons	\$ 11.99 /1000 Gallons	\$ 8.9685 /100 CF	10% disc.
2nd Rate Block - Next 650,000	gallons	\$ 8.92	\$ 6.6722	10.79
3rd Rate Block - Next 1,250,000	gallons	\$ 7.25	\$ 5.4230	
4th Rate Block - Next 30,000,000	gallons	\$ 6.12	\$ 4.5778	
5th Rate Block - Over 32,000,000	gallons	\$ 5.95	\$ 4.4506	

Minimum Bills
by meter size

Minimum Usage in
Gallons

Minimum Usage in
100 Cubic Feet

5/8"	-	\$ 24.63	2,054	2.75	\$ 22.17
3/4"	-	\$ 87.87	7,329	9.80	
1"	-	\$ 153.54	12,806	17.12	
1-1/2"	-	\$ 343.64	28,661	38.32	
2"	-	\$ 608.45	50,746	67.84	
3"	-	\$ 1,426.26	125,478	167.75	
4"	-	\$ 2,635.76	261,072	349.03	
6"	-	\$ 6,277.95	669,389	894.91	
8"	-	\$ 11,104.56	1,316,560	1,760.11	

Each residence or apartment unit shall have a maximum monthly sewer service charge for a volume of no more than 12, 000 gallons water used; unless the minimum charge due to water meter size exceeds the 12,000 gallon (16ccf) limit then the monthly sewer service charge shall be at least the minimum for that particular size water meter. As of Oct. 1, 2017 the amount is \$ 129.49 for accounts with no separate garden meter, for residential accounts with a separate garden meter the amount will be \$ 143.88

Church Hill, Tennessee
Hawkins County
Year Submitted: 2020



THE CITY OF CHURCH HILL

P.O. Box 366 Church Hill, Tennessee 37642

March 2, 2020

Harry J. Pratt, PE
Allen & Hoshall
1661 International Drive, Suite 100
Memphis, TN 38120

Mr. Pratt,

Below are the current sewer rate fees for the City of Church Hill:

User Rates

\$19.92 up to 2,500 gallons
\$5.28 for each additional 1,000 gallons

Unmetered Users

\$15.00 for one person in household
\$20.10 for more than one but less than five persons living in household
\$24.00 for users with 5 or more persons living in household

Outside Charges

\$26.33 up to 2,500
\$7.28 for each 1,000 gallons from 2501 to 500,000
\$6.19(85%of residential rate) for each 1,000 gallons above 500,000

If you have any questions, please feel free to contact City Hall at (423) 357-6161.

Sincerely,

Joshua Russell
City Recorder

Clarksville, Tennessee
Montgomery County
Year Submitted: 2022



**WATER RATE SCHEDULE A
WATER RATES AND FEES
EFFECTIVE JULY 1, 2021**

Section I. Usage Fees (per 1,000 gallons):

Effective July 1, 2021 to June 30, 2022		
Residential	(Inside City)	\$3.32
	(Outside City)	\$6.65
Commercial	(Inside City)	\$3.32
	(Outside City)	\$6.35
Industrial	(Inside City)	\$5.12
	(Outside City)	\$6.80

Effective July 1, 2022 to June 30, 2023		
Residential	(Inside City)	\$3.68
	(Outside City)	\$6.81
Commercial	(Inside City)	\$3.68
	(Outside City)	\$6.45
Industrial	(Inside City)	\$5.25
	(Outside City)	\$7.13

Effective July 1, 2023 to June 30, 2024		
Residential	(Inside City)	\$4.07
	(Outside City)	\$7.12
Commercial	(Inside City)	\$4.07
	(Outside City)	\$7.12
Industrial	(Inside City)	\$5.38
	(Outside City)	\$7.47

Effective July 1, 2024		
Residential	(Inside City)	\$4.45
	(Outside City)	\$7.80
Commercial	(Inside City)	\$4.45
	(Outside City)	\$7.80
Industrial	(Inside City)	\$5.50
	(Outside City)	\$7.80



Section II. Customer charge (per month):

Effective July 1, 2021 to June 30, 2022	
Meter Size	
Up to ¾"	\$7.00
1"	\$12.00
1½"	\$22.00
2"	\$36.00
3"	\$66.00
4"	\$110.00
6"	\$220.00
8"	\$352.00
10"	\$506.00
12" or larger	\$946.00

Effective July 1, 2022 to June 30, 2023	
Meter Size	
Up to ¾"	\$8.00
1"	\$13.00
1½"	\$25.00
2"	\$39.00
3"	\$73.00
4"	\$121.00
6"	\$241.00
8"	\$386.00
10"	\$554.00
12" or larger	\$1036.00



Section II. Customer charge (per month): (cont'd)

Effective July 1, 2023 to June 30, 2024	
Meter Size	
Up to ¾"	\$8.00
1"	\$14.00
1½"	\$27.00
2"	\$43.00
3"	\$80.00
4"	\$132.00
6"	\$264.00
8"	\$422.00
10"	\$607.00
12" or larger	\$1134.00

Effective July 1, 2024	
Meter Size	
Up to ¾"	\$9.00
1"	\$15.00
1½"	\$30.00
2"	\$47.00
3"	\$90.00
4"	\$145.00
6"	\$290.00
8"	\$465.00
10"	\$665.00
12" or larger	\$1245.00



SEWER RATE SCHEDULE

Usage Fees (per 1,000 gallons)

Sewer rate schedules: The charge for sewer usage or availability shall be in accordance with the following rate schedules:

For residential, commercial, and small industrial customers:

Effective July 1, 2021 to June 30, 2023	
Within City	Outside city but served directly by City
\$8.07	\$14.14

Effective July 1, 2023 to June 30, 2024	
Within City	Outside city but served directly by City
\$8.07	\$14.19

Effective July 1, 2024	
Within City	Outside city but served directly by City
\$8.14	\$14.24

The minimum bill per month shall be based on two thousand (2,000) gallons.

Environmental compliance fee: Each sewer customer shall be charged an environmental compliance fee of five dollars (\$5.00) per month. This fee is to be charged to each sewer customer in addition to their normal sewer usage and without regard to the volume of sewerage generated by the customer. It is intended to generate funds to offset mandated environmental expenses of the sewer system that do not otherwise lend to generating revenues.

Cleveland, Tennessee
Bradley County
Year Submitted: 2020

**CLEVELAND UTILITIES
WATER DIVISION
CUSTOMER RATE CLASSIFICATIONS
Effective July 1, 2021**

	<u>Inside</u>	<u>Outside</u>
Residential Water	202	201
Residential Sewer	302	301
Non-Residential – Water		
Small Commercial	205	204
Large Commercial	208	209
Non-Residential – Sewer		
Small Commercial	305	304
Large Commercial	308	309
Irrigation (All Classes)	211	213
Resale (OUD)	203	203
Fire Sprinkler System Meter	210	210
Calhoun – Charleston UD (Sewer Only)	N/A	312
Small Commercial w/Sewer Deduct Meters		
1 Meter		
Water	241	251
Sewer	341	351
2 Meters		
Water	242	252
Sewer	342	352
3 Meters		
Water	243	253
Sewer	343	353
4 Meters		
Water	244	254
Sewer	344	354
5 Meters		
Water	245	255
Sewer	345	355
Large Commercial w/Sewer Deduct Meters		
1 Meter		
Water	221	231
Sewer	321	331
2 Meters		
Water	222	232
Sewer	322	332
3 Meters		
Water	223	233
Sewer	323	333
4 Meters		
Water	224	234
Sewer	324	334
5 Meters		
Water	225	235
Sewer	325	335

CLEVELAND UTILITIES – WATER DIVISION
WATER & WASTEWATER RATES
Effective July 1, 2021
(Minimum bills will apply based on meter size.)

WATER RATE		INSIDE CITY	OUTSIDE CITY
RESIDENTIAL (Class 201, 202)			
Customer Charge	Minimum Usage	\$ 9.59	\$ 17.29
First 1,400 cu. ft.	14	\$2.85 /100 cu. ft.	\$4.46 /100 cu. ft.
Additional		\$2.96 /100 cu. ft.	\$4.69 /100 cu. ft.
NON-RESIDENTIAL (Small Commercial) (Class 204, 205)			
Customer Charge		\$ 15.69	\$ 23.38
First 15,000 cu. ft.	150	\$2.85 /100 cu. ft.	\$4.46 /100 cu. ft.
Next 85,000 cu. ft.	850	\$2.35 /100 cu. ft.	\$3.69 /100 cu. ft.
Additional		\$1.71 /100 cu. ft.	\$2.76 /100 cu. ft.
NON-RESIDENTIAL (Large Commercial) (Class 208, 209)			
Customer Charge		\$ 38.58	\$ 46.25
First 15,000 cu. ft.	150	\$2.85 /100 cu. ft.	\$4.46 /100 cu. ft.
Next 85,000 cu. ft.	850	\$2.35 /100 cu. ft.	\$3.69 /100 cu. ft.
Additional		\$1.71 /100 cu. ft.	\$2.76 /100 cu. ft.
IRRIGATION ONLY (Class 211, 213)			
Customer Charge		\$ 9.59	\$ 17.29
All Usage		\$2.96 /100 cu. ft.	\$4.69 /100 cu. ft.
RESALE (Class 203)			
Customer Charge		\$ 38.58	\$ 38.58
All usage		\$1.71 /100 cu. ft.	\$1.71 /100 cu. ft.
Fire Sprinkler System (Class 210)			
Customer Charge		\$ 38.58	\$ 38.58
All usage		\$1.71 /100 cu. ft.	\$1.71 /100 cu. ft.
WASTEWATER RATE			
RESIDENTIAL (Class 301, 302) (April – November)			
Customer Charge		\$ 8.75	\$ 12.44
First 1,400 cu. ft.	14	\$4.32 /100 cu. ft.	\$6.51 /100 cu. ft.
Additional		\$0 /100 cu. ft.	\$0 /100 cu. ft.
RESIDENTIAL (Class 301, 302) (December – March)			
Customer Charge		\$ 8.75	\$ 12.44
All usage		\$4.32 /100 cu. ft.	\$6.51 /100 cu. ft.
NON-RESIDENTIAL (Small Commercial) (Class 304, 305) (Meter Less Than 3")			
Customer Charge		\$ 14.22	\$ 17.90
First 100,000 cu. ft.	1,000	\$4.32 /100 cu. ft.	\$6.51 /100 cu. ft.
Additional		\$3.63 /100 cu. ft.	\$5.43 /100 cu. ft.
NON-RESIDENTIAL (Large Commercial) (Class 308, 309) (Meter 3" or Larger)			
Customer Charge		\$ 34.68	\$ 38.39
First 100,000 cu. ft.	1,000	\$4.32 /100 cu. ft.	\$6.51 /100 cu. ft.
Additional		\$3.63 /100 cu. ft.	\$5.43 /100 cu. ft.
WASTEWATER SURCHARGE			
CBOD		0.1279/pound/day	0.1279/pound/day
TSS		0.1515/pound/day	0.1515/pound/day
TKN		0.2571/pound/day	0.2571/pound/day

Rates are subject to rules and regulations of Cleveland Utilities.
Rates will be subject to adjustment as rate adjustments are received from water suppliers.

CLEVELAND UTILITIES – WATER DIVISION

WATER & WASTEWATER RATES

Effective July 1, 2021

MINIMUM BILLS

(Based on installed meter size)

(See Supplemental Rate Schedule for Customers with Sewer Deduct Meters)

RESIDENTIAL

(Class 201, 202, 301, 302)

Size	Code	Minimum Usage	Inside Rates			Outside Rates			
			Water	Sewer		Water	Sewer		
				Jan-Dec	Dec-Mar		Apr-Nov	Jan-Dec	Dec-Mar
5/8"	000	2	200 cu. ft.	\$ 15.29	\$ 17.39	\$ 17.39	\$ 26.21	\$ 25.46	\$ 25.46
3/4"	002	6	600 cu. ft.	\$ 26.69	\$ 34.67	\$ 34.67	\$ 44.05	\$ 51.50	\$ 51.50
1"	003	8	800 cu. ft.	\$ 32.39	\$ 43.31	\$ 43.31	\$ 52.97	\$ 64.52	\$ 64.52
1½"	005	20	2,000 cu. ft.	\$ 67.25	\$ 95.15	\$ 69.23	\$ 107.87	\$ 142.64	\$ 103.58
2"	006	40	4,000 cu. ft.	\$ 126.45	\$ 181.55	\$ 69.23	\$ 201.67	\$ 272.84	\$ 103.58

IRRIGATION

(Class 211, 213)

Size	Code	Minimum Usage	Inside Rates		Outside Rates		
			Water	Sewer	Water	Sewer	
5/8"	000	2	200 cu. ft.	\$ 15.51	N/A	\$ 26.67	N/A
3/4"	002	6	600 cu. ft.	\$ 27.35	N/A	\$ 45.43	N/A
1"	003	8	800 cu. ft.	\$ 33.27	N/A	\$ 54.81	N/A
1½"	005	20	2,000 cu. ft.	\$ 68.79	N/A	\$ 111.09	N/A
2"	006	40	4,000 cu. ft.	\$ 127.99	N/A	\$ 204.89	N/A
3"	008	100	10,000 cu. ft.	\$ 305.59	N/A	\$ 486.29	N/A
4"	009	170	17,000 cu. ft.	\$ 512.79	N/A	\$ 814.59	N/A
6"	010	440	44,000 cu. ft.	\$ 1,311.99	N/A	\$ 2,080.89	N/A
8"	011	820	82,000 cu. ft.	\$ 2,436.79	N/A	\$ 3,863.09	N/A

NON-RESIDENTIAL – SMALL COMMERCIAL

(Class 204, 205, 304, 305)

Size	Code	Minimum Usage	Inside Rates		Outside Rates		
			Water	Sewer	Water	Sewer	
5/8"	000	2	200 cu. ft.	\$ 21.39	\$ 22.86	\$ 32.30	\$ 30.92
3/4"	002	6	600 cu. ft.	\$ 32.79	\$ 40.14	\$ 50.14	\$ 56.96
1"	003	8	800 cu. ft.	\$ 38.49	\$ 48.78	\$ 59.06	\$ 69.98
1½"	005	20	2,000 cu. ft.	\$ 72.69	\$ 100.62	\$ 112.58	\$ 148.10
2"	006	40	4,000 cu. ft.	\$ 129.69	\$ 187.02	\$ 201.78	\$ 278.30

NON-RESIDENTIAL – LARGE COMMERCIAL

(Class 208, 209, 308, 309)

Size	Code	Minimum Usage	Inside Rates		Outside Rates		
			Water	Sewer	Water	Sewer	
3"	008	100	10,000 cu. ft.	\$ 323.58	\$ 466.68	\$ 492.25	\$ 689.39
4"	009	170	17,000 cu. ft.	\$ 513.08	\$ 769.08	\$ 789.05	\$ 1,145.09
6"	010	440	44,000 cu. ft.	\$ 1,147.58	\$ 1,935.48	\$ 1,785.35	\$ 2,902.79
8"	011	820	82,000 cu. ft.	\$ 2,040.58	\$ 3,577.08	\$ 3,187.55	\$ 5,376.59
10"	012	1150	115,000 cu. ft.	\$ 2,720.08	\$ 4,899.18	\$ 4,265.75	\$ 7,362.89

RESALE/FIRE SPRINKLER SYSTEM METER

(Class 203, 210)

Size	Code	Minimum Usage	Inside Rates		Outside Rates		
			Water	Sewer	Water	Sewer	
3"	008	100	10,000 cu. ft.	\$ 209.58	N/A	\$ 209.58	N/A
4"	009	170	17,000 cu. ft.	\$ 329.28	N/A	\$ 329.28	N/A
6"	010	440	44,000 cu. ft.	\$ 790.98	N/A	\$ 790.98	N/A
8"	011	820	82,000 cu. ft.	\$ 1,440.78	N/A	\$ 1,440.78	N/A
10"	012	1150	115,000 cu. ft.	\$ 2,005.08	N/A	\$ 2,005.08	N/A

Rates are subject to rules and regulations of Cleveland Utilities.

Rates will be subject to adjustment as rate adjustments are received from water suppliers.

**CLEVELAND UTILITIES - WATER & SEWER
ACCESS FEES & SERVICE CHARGES
EFFECTIVE JULY 1, 2021 (Unless noted otherwise)**

Access Fees:

<u>Meter Size</u>	<u>FY 2021</u>		
	<u>Water</u>	<u>Sewer</u>	<u>Irrigation Meter</u>
5/8"	965	940	1,930
3/4"	1,005	1,150	2,010
1"	1,100	1,690	2,200
1 1/2"	3,465	2,230	6,930
2"	3,570	3,300	7,140
3"	6,310	5,160	
4"	7,760	7,360	
6"	11,210	12,410	
8"	14,005	16,500	

New Line/Fire Sprinkler Fee

	<u>FY 2021</u>	
	<u>Tap Fee (CU)/ Access Fee</u>	<u>Access Fee</u>
4" or smaller	4,810	800
6" Tap	5,460	1,200
8" Tap	6,600	1,600
10" Tap	8,105	2,000
12" Tap	11,525	2,425

Tap Fee (CU)/Access Fee - Cleveland Utilities will provide a water connection point for connecting to the water distribution system. The fee also incorporates an Access Fee which allows access to the water system. Cleveland Utilities provides all connections to its existing system.

Access Fee - Allows access to the water system. Fee is paid by an owner/contractor who extends new water lines including fire sprinkler lines in a development.

Rates and fees are subject to rules and regulations of Cleveland Utilities.

Sprinkler System Accounts

Minimum (Up to 500 Heads)
> 500 Heads

160.00 Annual Charge (Effective 7/1/08)
160.00 Annual Charge + .33 per head/per year
for heads in excess of 500 (Effective 7/1/08)

Fire Hydrants

Private Fire Hydrants

175.00 per hydrant/per year (Effective 7/1/08)

Subdivision Stub-outs

135.00 (Effective 7/1/08)

**CLEVELAND UTILITIES - WATER DIVISION
WATER & WASTEWATER RATES FOR CUSTOMERS
WITH SEWER DEDUCT METERS**

July 1, 2021

(Minimum Bill will apply based on meter size)

SMALL COMMERCIAL METERS LESS THAN 3"

Water Rate (All Classes Below)

	<u>Inside City</u>	<u>Outside City</u>
Customer Charge	\$ 15.69	\$ 23.38
First 15,000 cu. ft.	\$2.85 /100 cu. ft.	\$4.46 /100 cu. ft.
Next 85,000 cu. ft.	\$2.35 /100 cu. ft.	\$3.69 /100 cu. ft.
Additional	\$1.71 /100 cu. ft.	\$2.76 /100 cu. ft.

Wastewater Rate (Class 341 and 351)

	<u>Inside City</u>	<u>Outside City</u>
Customer Charge	\$ 79.22	\$ 82.90
First 100,000 cu. ft.	\$4.32 /100 cu. ft.	\$6.51 /100 cu. ft.
Additional	\$3.63 /100 cu. ft.	\$5.43 /100 cu. ft.

Wastewater Rate (Class 342 and 352)

	<u>Inside City</u>	<u>Outside City</u>
Customer Charge	\$ 94.22	\$ 97.90
First 100,000 cu. ft.	\$4.32 /100 cu. ft.	\$6.51 /100 cu. ft.
Additional	\$3.63 /100 cu. ft.	\$5.43 /100 cu. ft.

Wastewater Rate (Class 343 and 353)

	<u>Inside City</u>	<u>Outside City</u>
Customer Charge	\$ 109.22	\$ 112.90
First 100,000 cu. ft.	\$4.32 /100 cu. ft.	\$6.51 /100 cu. ft.
Additional	\$3.63 /100 cu. ft.	\$5.43 /100 cu. ft.

Wastewater Rate (Class 344 and 354)

	<u>Inside City</u>	<u>Outside City</u>
Customer Charge	\$ 124.22	\$ 127.90
First 100,000 cu. ft.	\$4.32 /100 cu. ft.	\$6.51 /100 cu. ft.
Additional	\$3.63 /100 cu. ft.	\$5.43 /100 cu. ft.

Wastewater Rate (Class 345 and 355)

	<u>Inside City</u>	<u>Outside City</u>
Customer Charge	\$ 139.22	\$ 142.90
First 100,000 cu. ft.	\$4.32 /100 cu. ft.	\$6.51 /100 cu. ft.
Additional	\$3.63 /100 cu. ft.	\$5.43 /100 cu. ft.

Minimum Bill Based on Meter Size

SMALL COMMERCIAL METERS LESS THAN 3"

Size	Code	Minimum Usage Cu. Ft.	One Deduct Meter		Two Deduct Meters		Three Deduct Meters		Four Deduct Meters		Five Deduct Meters	
			Inside Rate	Inside Rate	Inside Rate	Inside Rate	Inside Rate	Inside Rate	Inside Rate	Inside Rate	Inside Rate	Inside Rate
			Water	Sewer	Water	Sewer	Water	Sewer	Water	Sewer	Water	Sewer
5/8"	000	200	21.39	87.86	21.39	102.86	21.39	117.86	21.39	132.86	21.39	147.86
3/4"	002	600	32.79	105.14	32.79	120.14	32.79	135.14	32.79	150.14	32.79	165.14
1"	003	800	38.49	113.78	38.49	128.78	38.49	143.78	38.49	158.78	38.49	173.78
1 1/2"	005	2,000	72.69	165.62	72.69	180.62	72.69	195.62	72.69	210.62	72.69	225.62
2"	006	4,000	129.69	252.02	129.69	267.02	129.69	282.02	129.69	297.02	129.69	312.02
3"	008	10,000	N/A	N/A	N/A	N/A	N/A	N/A	N/A	N/A	N/A	N/A
4"	009	17,000	N/A	N/A	N/A	N/A	N/A	N/A	N/A	N/A	N/A	N/A
6"	010	44,000	N/A	N/A	N/A	N/A	N/A	N/A	N/A	N/A	N/A	N/A
8"	011	82,000	N/A	N/A	N/A	N/A	N/A	N/A	N/A	N/A	N/A	N/A

Size	Code	Minimum Usage Cu. Ft.	One Deduct Meter		Two Deduct Meters		Three Deduct Meters		Four Deduct Meters		Five Deduct Meters	
			Outside Rate	Outside Rate	Outside Rate	Outside Rate	Outside Rate	Outside Rate	Outside Rate	Outside Rate	Outside Rate	Outside Rate
			Water	Sewer	Water	Sewer	Water	Sewer	Water	Sewer	Water	Sewer
5/8"	000	200	32.30	95.92	32.30	110.92	32.30	125.92	32.30	140.92	32.30	155.92
3/4"	002	600	50.14	121.96	50.14	136.96	50.14	151.96	50.14	166.96	50.14	181.96
1"	003	800	59.06	134.98	59.06	149.98	59.06	164.98	59.06	179.98	59.06	194.98
1 1/2"	005	2,000	112.58	213.10	112.58	228.10	112.58	243.10	112.58	258.10	112.58	273.10
2"	006	4,000	201.78	343.30	201.78	358.30	201.78	373.30	201.78	388.30	201.78	403.30
3"	008	10,000	N/A	N/A	N/A	N/A	N/A	N/A	N/A	N/A	N/A	N/A
4"	009	17,000	N/A	N/A	N/A	N/A	N/A	N/A	N/A	N/A	N/A	N/A
6"	010	44,000	N/A	N/A	N/A	N/A	N/A	N/A	N/A	N/A	N/A	N/A
8"	011	82,000	N/A	N/A	N/A	N/A	N/A	N/A	N/A	N/A	N/A	N/A

Rates are subject to rules and regulations of Cleveland Utilities.

*Rates will be subject to adjustment as changes are received from water suppliers.

**CLEVELAND UTILITIES - WATER DIVISION
WATER & WASTEWATER RATES FOR CUSTOMERS
WITH SEWER DEDUCT METERS**

July 1, 2021

(Minimum Bill will apply based on meter size)

LARGE COMMERCIAL METERS 3" AND LARGER

Water Rate (All Classes Below)

	<u>Inside City</u>	<u>Outside City</u>
Customer Charge	\$ 38.58	\$ 46.25
First 15,000 cu. ft.	\$2.85 /100 cu. ft.	\$4.46 /100 cu. ft.
Next 85,000 cu. ft.	\$2.35 /100 cu. ft.	\$3.69 /100 cu. ft.
Additional	\$1.71 /100 cu. ft.	\$2.76 /100 cu. ft.

Wastewater Rate (Class 321 and 331)

	<u>Inside City</u>	<u>Outside City</u>
Customer Charge	\$ 99.68	\$ 103.39
First 100,000 cu. ft.	\$4.32 /100 cu. ft.	\$6.51 /100 cu. ft.
Additional	\$3.63 /100 cu. ft.	\$5.43 /100 cu. ft.

Wastewater Rate (Class 322 and 332)

Customer Charge	\$ 114.68	\$ 118.39
First 100,000 cu. ft.	\$4.32 /100 cu. ft.	\$6.51 /100 cu. ft.
Additional	\$3.63 /100 cu. ft.	\$5.43 /100 cu. ft.

Wastewater Rate (Class 323 and 333)

Customer Charge	\$ 129.68	\$ 133.39
First 100,000 cu. ft.	\$4.32 /100 cu. ft.	\$6.51 /100 cu. ft.
Additional	\$3.63 /100 cu. ft.	\$5.43 /100 cu. ft.

Wastewater Rate (Class 324 and 334)

Customer Charge	\$ 144.68	\$ 148.39
First 100,000 cu. ft.	\$4.32 /100 cu. ft.	\$6.51 /100 cu. ft.
Additional	\$3.63 /100 cu. ft.	\$5.43 /100 cu. ft.

Wastewater Rate (Class 325 and 335)

Customer Charge	\$ 159.68	\$ 163.39
First 100,000 cu. ft.	\$4.32 /100 cu. ft.	\$6.51 /100 cu. ft.
Additional	\$3.63 /100 cu. ft.	\$5.43 /100 cu. ft.

Minimum Bill Based on Meter Size

LARGE COMMERCIAL METERS 3" AND LARGER

Size	Code	Minimum Usage Cu. Ft.	<u>One Deduct Meter</u>		<u>Two Deduct Meters</u>		<u>Three Deduct Meters</u>		<u>Four Deduct Meters</u>		<u>Five Deduct Meters</u>	
			Inside Rate	Inside Rate	Inside Rate	Inside Rate	Inside Rate	Inside Rate	Inside Rate	Inside Rate	Inside Rate	Inside Rate
			Water	Sewer	Water	Sewer	Water	Sewer	Water	Sewer	Water	Sewer
5/8"	000	200	N/A	N/A	N/A	N/A	N/A	N/A	N/A	N/A	N/A	N/A
3/4"	002	600	N/A	N/A	N/A	N/A	N/A	N/A	N/A	N/A	N/A	N/A
1"	003	800	N/A	N/A	N/A	N/A	N/A	N/A	N/A	N/A	N/A	N/A
1 1/2"	005	2,000	N/A	N/A	N/A	N/A	N/A	N/A	N/A	N/A	N/A	N/A
2"	006	4,000	N/A	N/A	N/A	N/A	N/A	N/A	N/A	N/A	N/A	N/A
3"	008	10,000	323.58	531.68	323.58	546.68	323.58	561.68	323.58	576.68	323.58	591.68
4"	009	17,000	513.08	834.08	513.08	849.08	513.08	864.08	513.08	879.08	513.08	894.08
6"	010	44,000	1,147.58	2,000.48	1,147.58	2,015.48	1,147.58	2,030.48	1,147.58	2,045.48	1,147.58	2,060.48
8"	011	82,000	2,040.58	3,642.08	2,040.58	3,657.08	2,040.58	3,672.08	2,040.58	3,687.08	2,040.58	3,702.08

Size	Code	Minimum Usage Cu. Ft.	<u>One Deduct Meter</u>		<u>Two Deduct Meters</u>		<u>Three Deduct Meters</u>		<u>Four Deduct Meters</u>		<u>Five Deduct Meters</u>	
			Outside Rate	Outside Rate	Outside Rate	Outside Rate	Outside Rate	Outside Rate	Outside Rate	Outside Rate	Outside Rate	Outside Rate
			Water	Sewer	Water	Sewer	Water	Sewer	Water	Sewer	Water	Sewer
5/8"	000	200	N/A	N/A	N/A	N/A	N/A	N/A	N/A	N/A	N/A	
3/4"	002	600	N/A	N/A	N/A	N/A	N/A	N/A	N/A	N/A	N/A	
1"	003	800	N/A	N/A	N/A	N/A	N/A	N/A	N/A	N/A	N/A	
1 1/2"	005	2,000	N/A	N/A	N/A	N/A	N/A	N/A	N/A	N/A	N/A	
2"	006	4,000	N/A	N/A	N/A	N/A	N/A	N/A	N/A	N/A	N/A	
3"	008	10,000	492.25	754.39	492.25	769.39	492.25	784.39	492.25	799.39	492.25	814.39
4"	009	17,000	789.05	1,210.09	789.05	1,225.09	789.05	1,240.09	789.05	1,255.09	789.05	1,270.09
6"	010	44,000	1,785.35	2,967.79	1,785.35	2,982.79	1,785.35	2,997.79	1,785.35	3,012.79	1,785.35	3,027.79
8"	011	82,000	3,187.55	5,441.59	3,187.55	5,456.59	3,187.55	5,471.59	3,187.55	5,486.59	3,187.55	5,501.59

Rates are subject to rules and regulations of Cleveland Utilities.
*Rates will be subject to adjustment as changes are received from water suppliers.

CLEVELAND UTILITIES – WATER DIVISION

CALHOUN – CHARLESTON UTILITY DISTRICT
WASTEWATER TREATMENT RATES

Effective July 1, 2021

Per 100 cubic feet \$3.30

Customer Classification

312 Calhoun – Charleston Utility District

Rates are subject to rules and regulations of Cleveland Utilities.

**CLEVELAND UTILITIES
MISCELLANEOUS SERVICE CHARGES
In Effect July 1, 2021
(Unless Noted Otherwise)**

New Account Fee	Regular	27.50
	Rollover	17.50
Disconnect for Nonpayment Fee	Regular	35.00
	@ Pole	300.00
Reconnection Fee – During Business Hours		00.00 (3)
– After Business Hours (1)		50.00 (3)
Return Check Fee		20.00
Meter Tampering Fee – Electric	Pull Meter	85.00
	@ Pole	300.00
	Lock Gang Base	225.00
– Water	Pull/Lock Meter	85.00
Outdoor Lighting Pole Rental Fee		6.03/month
After Hours Service Fee for		
 New Service (Plus New A/C Fee) (1)		125.00
Fire Hydrant Flow Test		130.00
Sewer Dye Test Fee		130.00
Wastewater Disposal (Bulk @ WWTP)		75.44/1,000 gallons
Same Day Regular Connection – Request		
 Made After 3:00 p.m. Fee (2)		125.00

- (1) After hours defined as:
 After 5:00 p.m. on regular business days
 Holidays, Saturday and Sunday – 24 Hours
- (2) Plus New Account Fee
- (3) Either regular non-pay disconnect or cut
 @ pole disconnect.

WATER METER RELOCATION FEE

Effective July 1, 2021

<u>Size</u>	<u>Relocation Fee</u>	
	<u>FY 2021</u>	<u>FY 2022</u>
5/8"	\$965.00	\$965.00
3/4"	\$1,005.00	\$1,005.00
1"	\$1,100.00	\$1,100.00
1 1/2"	\$3,465.00	\$3,465.00
2"	\$3,570.00	\$3,570.00

WATER METER UPSIZING FEE

Effective July 1, 2021

		<u>Water</u>	
<u>From</u>	<u>To</u>	<u>FY 2021</u>	<u>FY 2022</u>
5/8"	3/4"	\$50.00	\$50.00
5/8"	1"	\$975.00	\$975.00
5/8"	1 1/2"	\$3,350.00	\$3,350.00
5/8"	2"	\$3,450.00	\$3,450.00
1"	1 1/2"	\$3,225.00	\$3,225.00
1"	2"	\$3,325.00	\$3,325.00

		<u>Sewer</u>	
<u>From</u>	<u>To</u>	<u>FY 2021</u>	<u>FY 2022</u>
5/8"	3/4"	\$210.00	\$210.00
5/8"	1"	\$750.00	\$750.00
5/8"	1 1/2"	\$1,290.00	\$1,290.00
5/8"	2"	\$2,360.00	\$2,360.00
1"	1 1/2"	\$540.00	\$540.00
1"	2"	\$1,610.00	\$1,610.00

Residential Deposits

Effective July 1, 2021

	<u>Inside City</u>	<u>Outside City</u>
Electric	\$265.00	\$265.00
Water	\$48.00	\$80.00
Sewer	\$55.00	\$84.00
Sanitation	\$14.00	N/A
Stormwater	\$8.00	N/A

**CLEVELAND UTILITIES – WATER DIVISION
 MISCELLANEOUS CHARGES – EQUIPMENT
 Effective July 1, 2021**

Small TV Camera	187.00/hr.	3 hour minimum
TV Truck & Camera	191.00/hr.	3 hour minimum
Jet/Vacuum Truck	170.00/hr.	3 hour minimum
Small Jetter	167.00/hr.	3 hour minimum
Smoke Test	250.00/hr.	2 hour minimum
Manhole Coring	507.00/hr., exclusive of excavation & trench safety equipment – 2 hour minimum – 250.00/hr. for overage	

**CLEVELAND UTILITIES
 SEWER SERVICE LINE INSTALLATION FEE
 FOR PROPERTY BEING SUBDIVIDED
 (Service line may serve up to two (2) lots)
 Effective July 1, 2021**

<u>Description of Work</u>	<u>Fee</u>
Short Side Sewer Service (Labor and materials for work out of the street with no pavement being cut)	\$1,000
In the Street Sewer Service (Labor and materials for work crossing part of the street with pavement being cut)	\$2,400
Long Side Sewer Service (Labor and materials for work crossing the entire street with full width pavement cut)	\$3,600

**CLEVELAND UTILITIES
WATER DIVISION
CUSTOMER ASSISTANCE FEE
Effective July 1, 2021**

Cleveland Utilities Water Division will charge a Customer Assistance Fee of \$50.00 for any non-emergency service required during after-hours as defined on the miscellaneous service charges fee schedule.

Customers have the responsibility for the maintenance and upkeep of their individual water service line and plumbing. Customer assistance is defined as any service provided by Cleveland Utilities for the customer beyond the water meter box. A customer's service line and plumbing are recognized as beginning outside the water meter box and extending to the customer's home or business.

Services may include, but are not limited to:

- **Turning water meters on or off for any reason, such as plumbing repair and/or leaks**
- **Pressure Checks**

Customer assistance will be provided at no cost during regular business hours.

Cleveland Utilities Water Customer Classification Guidelines

Cleveland Utilities' present guidelines for establishing a customer's rate classification is the corporate city limits.

The criteria for establishing the customer's classification at the inside rate will be:

- **If the customer's meter is located within the corporate city limits of Cleveland and the customer owns the property where the meter is located, an inside rate will apply.**
- **In addition, if the customer's water meter is located in the county, but their usage is in the corporate city limits of Cleveland, the inside rate will apply.**

Clifton, Tennessee
Wayne County
Year Submitted: 2022

New rates
eff. May 1st, 2022

ORDINANCE NO. _____

AN ORDINANCE TO AMEND TITLE 18, CHAPTER 5, SECTION 18-501 OF THE CLIFTON MUNICIPAL CODE TO SET WATER AND SEWER TAP FEES AND USER RATES

WHEREAS, the City of Clifton has a service agreement to provide residential and commercial water and sewer services, and;

WHEREAS, the Board of Commissioners are authorized under Title 18, Chapter 1 of the Clifton Municipal Code to periodically review and adjust rates for service, and;

WHEREAS, State Law, Tennessee Code Annotated 7-34-114, requires that the rates charged must be sufficient to support the water and sewer system to include operating and maintaining expenses, depreciation, and bond and interest charges, and;

WHEREAS, the Board of Commissioners are authorized under Title 18, Chapter 1 of the Clifton Municipal Code to periodically review and adjust rates for service.

NOW, THEREFORE BE IT ORDAINED BY THE BOARD OF COMMISSIONERS OF CLIFTON, TENNESSEE:

SECTION I. The following text replaces the existing text for Section 18-501 of the Clifton Municipal Code to set water and sewer rates:

18-501. Schedule of rates. A minimum bill of two thousand (2,000) gallons will be charged to all accounts in the following rates, unless agreed upon by a separate contract voted upon by the Board of Commissioners:

Water inside City:	\$5.95 per thousand gallons
Sewer inside City:	\$5.95 per thousand gallons
Water outside City:	\$11.90 per thousand gallons
Sewer outside City:	\$11.90 per thousand gallons

The following shall be a list of tap charges for the City of Clifton utilities with other classifications than those being addressed on a case-by-case basis:

¾" Water Tap	\$366
1" Water Tap	\$524
Sewer Tap	\$2,848*

*Sewer Tap may be paid in twelve monthly installments of \$238

Commercial Tap – Dependent upon facility demand – See City Hall for cost estimate

The following shall be a list of utility service fees for the City of Clifton utilities:

After hours service fee	\$25
Returned check fee	\$25
Meter activation fee	\$25
Meter deactivation fee	\$25
Sewer inspection fee	\$25

SECTION II. These rates shall be reviewed every year and adjusted as necessary per State Law, Tennessee Code Annotated 7-34-114, a requirement that water/wastewater departments remain financially self-supporting.

SECTION III. This ordinance shall take effect the following month after passage of the 2nd reading; the public welfare requiring it.

Passed on 1st Reading _____ Passed on 2nd Reading _____

Signed: _____ Attested: _____
Mark Staggs, Mayor Barbara Culp, City Recorder

Clinton, Tennessee
Anderson County
Year Submitted: 2022

From: [Greg Jones](#)
To: [Terry Lawson](#)
Subject: CUB Water & Sewer Rates
Date: Tuesday, May 17, 2022 8:01:46 AM
Attachments: [image001.png](#)
[image002.png](#)
[image003.png](#)

[CAUTION: External Email]

See Clinton Utilities Board Water & Sewer Rates Below:

Schedule of Rates and Charges

Water & Sewer Rates (Effective with meters read on or after July 1, 2019)

<u>Water Rates</u>		<u>Sewer Rates</u>	
Inside City:		Inside City:	
First		First	
1,000	\$9.75	1,000	\$11.75
gallons		gallons	
http://www.clintonub.com/images/tanline.gif style='width:225pt;height:2.25pt;visibility:visible;mso-left-percent:-10001;mso-top-percent:-10001;mso-position-horizontal:absolute;mso-position-horizontal-relative:char;mso-position-vertical:absolute;mso-position-vertical-relative:line;mso-left-percent:-10001;mso-top-percent:-10001'>		http://www.clintonub.com/images/tanline.gif style='width:225pt;height:2.25pt;visibility:visible;mso-left-percent:-10001;mso-top-percent:-10001;mso-position-horizontal:absolute;mso-position-horizontal-relative:char;mso-position-vertical:absolute;mso-position-vertical-relative:line;mso-left-percent:-10001;mso-top-percent:-10001'>	
Next	\$3.20	Next	\$4.83
9,000		9,000	
http://www.clintonub.com/images/Verttanline.gif style='width:2.25pt;height:37.5pt;visibility:visible;mso-left-percent:-10001;mso-top-percent:-10001;mso-position-horizontal:absolute;mso-position-horizontal-relative:char;mso-position-vertical:absolute;mso-position-vertical-relative:line;mso-left-percent:-10001;mso-top-percent:-10001'>		http://www.clintonub.com/images/Verttanline.gif style='width:2.25pt;height:26.25pt;visibility:visible;mso-left-percent:-10001;mso-top-percent:-10001;mso-position-horizontal:absolute;mso-position-horizontal-relative:char;mso-position-vertical:absolute;mso-position-vertical-relative:line;mso-left-percent:-10001;mso-top-percent:-10001'>	
Next	\$3.50	Next	\$5.50
90,000		10,000	
	Per 1,000 gallons		Per 1,000 gallons
Over	\$3.10	Over	\$5.50
100,000		10,000	
position-vertical-relative:line;mso-left-percent:-10001;mso-top-percent:-10001'>		position-vertical-relative:line;mso-left-percent:-10001;mso-top-percent:-10001'>	
Outside City:		Outside City:	
First		First	
1,000	\$14.63	1,000	\$17.63
gallons		gallons	
http://www.clintonub.com/images/tanline.gif style='width:225pt;height:2.25pt;visibility:visible;mso-left-percent:-10001;mso-top-percent:-10001;mso-position-horizontal:absolute;mso-position-horizontal-relative:char;mso-position-vertical:absolute;mso-position-vertical-relative:line;mso-left-percent:-10001;mso-top-percent:-10001'>		http://www.clintonub.com/images/tanline.gif style='width:225pt;height:2.25pt;visibility:visible;mso-left-percent:-10001;mso-top-percent:-10001;mso-position-horizontal:absolute;mso-position-horizontal-relative:char;mso-position-vertical:absolute;mso-position-vertical-relative:line;mso-left-percent:-10001;mso-top-percent:-10001'>	
Next	\$4.80	Next	\$7.25
9,000		9,000	
http://www.clintonub.com/images/Verttanline.gif style='width:2.25pt;height:37.5pt;visibility:visible;mso-left-percent:-10001;mso-top-percent:-10001;mso-position-horizontal:absolute;mso-position-horizontal-relative:char;mso-position-vertical:absolute;mso-position-vertical-relative:line;mso-left-percent:-10001;mso-top-percent:-10001'>		http://www.clintonub.com/images/Verttanline.gif style='width:2.25pt;height:26.25pt;visibility:visible;mso-left-percent:-10001;mso-top-percent:-10001;mso-position-horizontal:absolute;mso-position-horizontal-relative:char;mso-position-vertical:absolute;mso-position-vertical-relative:line;mso-left-percent:-10001;mso-top-percent:-10001'>	
Next	\$5.25	Next	\$8.25
90,000		10,000	
	Per 1,000 gallons		Per 1,000 gallons
Over	\$4.65	Over	\$8.25
100,000		10,000	
position-vertical-relative:line;mso-left-percent:-10001;mso-top-percent:-10001'>		position-vertical-relative:line;mso-left-percent:-10001;mso-top-percent:-10001'>	

Greg Jones, P.E.

Director Water & Sewer



1001 Charles G. Seivers Blvd
Clinton, TN 37717
(865) 457-9232 – Main
(865) 220-6240 – Direct Line
(865) 220-6218 - Direct Fax

"This message may contain confidential and/or proprietary information and is intended for the person/entity to who, it was originally addressed. Any use by others is strictly prohibited."

Disclaimer

This email and any files transmitted with it are confidential information and intended solely for the use of the individual(s) or entity named above. If you are not the intended recipient you are hereby notified that any disclosure, copying, distribution or the taking of any action in reliance on the contents of this information is strictly prohibited and may be unlawful. If you received this email and are not an intended recipient, please delete it from your system. Mail delivered by Allen & Hoshall, Inc. mail system.

Collegedale, Tennessee
Hamilton County
Year Submitted: 2022

From: [Robert Derrick](#)
To: [Terry Lawson](#)
Subject: Rates
Date: Tuesday, May 31, 2022 11:25:09 AM

[CAUTION: External Email]

Our current rates are sewer only.

Our billing is done by meter readings by Eastside Utilities. Bulk is by flow meters read by others.

BULK: \$5.2712 per 1000 Gallons.

RESIDENTIAL: \$11.44 Per 1000 Gallons---Minimum is \$23.50 (2054 Gallons)

Robbie Derrick
Public Works Sewer Supervisor
City of Collegedale TN
Cell: (423) 355-8090
Office: (423) 468-1984
Fax (423) 396-3138

THE CITY OF COLLEGEDALE TN intends that the information contained in this e-mail message is intended only for the use of the addressee.

If you are not the intended recipient, please be aware that any dissemination, distribution or copy of this e-mail is prohibited.

If you have received this e-mail in error, please immediately notify us by reply e-mail and delete this message and any attachments.

Disclaimer

This email and any files transmitted with it are confidential information and intended solely for the use of the individual(s) or entity named above. If you are not the intended recipient you are hereby notified that any disclosure, copying, distribution or the taking of any action in reliance on the contents of this information is strictly prohibited and may be unlawful. If you received this email and are not an intended recipient, please delete it from your system. Mail delivered by Allen & Hoshall, Inc. mail system.

AHEmailDisclaimer2016

Columbia, Tennessee
Maury County
Year Submitted: 2022

CPWS



Columbia Power & Water Systems

201 Pickens Lane
P.O. Box 379
Columbia, TN 38402

P 931.388.4833
F 931.388.5287
www.cpws.com

Allen & Hoshall, Inc.
Attn: Rates 2022
1661 International Drive, Suite 100
Memphis, TN 38120

May 11, 2022

RE: Rates Request

To Whom It May Concern,

Please find a copy of Columbia Power and Water Systems' (CPWS) current water rates, as well as the current sewer rates for the City of Columbia, TN. We would like to request a copy of the rate study when it's completed.

Thank you,

John Eglinton

Billing Services Manager

CPWS



Columbia Power & Water Systems

201 Pickens Lane
P.O. Box 379
Columbia, TN 38402

P 931.388.4833
F 931.388.5287
www.cpws.com

Allen & Hoshall, Inc.
Attn: Rates 2022
1661 International Drive, Suite 100
Memphis, TN 38120

May 11, 2022

RE: Rates Request

To Whom It May Concern,

Please find a copy of Columbia Power and Water Systems' (CPWS) current water rates, as well as the current sewer rates for the City of Columbia, TN. We would like to request a copy of the rate study when it's completed.

Thank you,

John Eglinton

Billing Services Manager



**COLUMBIA WATER SYSTEM
WATER RATE SCHEDULE
EFFECTIVE JANUARY 1, 2022**

	SCHEDULE A	SCHEDULE B
	<u>Inside City Limits</u>	<u>Outside City Limits</u>
<u>Residential</u>		
Customer Charge (Minimum Bill)	\$ 11.75	\$ 17.25
Commodity Charge (per 1,000 gallons)		
0 – 5,000 Gallons	\$ 3.10	\$ 4.10
All over 5,000 Gallons	\$ 3.60	\$ 4.70
Multi-Unit Charge*	\$ 4.40	\$ 4.50
<u>Commercial</u>		
Customer Charge (Minimum Bill)	\$ 16.25	\$ 22.00
Commodity Charge (per 1,000 gallons)		
0 – 5,000 Gallons	\$ 3.15	\$ 4.15
All over 5,000 Gallons	\$ 3.50	\$ 4.55
Multi-Unit Charge*	\$ 6.05	\$ 6.25
<u>Industrial</u>		
Customer Charge (Minimum Bill)	\$ 76.15	\$ 76.15
Commodity Charge (per 1,000 gallons)		
0 – 5,000 Gallons	\$ 3.15	\$ 4.15
All over 5,000 Gallons	\$ 3.50	\$ 4.55
<u>Sales for Resale**</u>		\$ 3.03

***Multi-Unit Charge:** A Multi-Unit Charge applies for each unit of a multiple unit dwelling or commercial complex purchasing water through a master water meter.

****Sales for Resale:** Potable water being sold by a state approved waterworks system to persons that are not customers of Columbia Water System and the waterworks system has a written contract with Columbia Water System.

Amortization Charge: An additional charge of five cents (\$.05) per 1,000 gallons of water used is applicable to the above rates to defray the City of Columbia's share of the water supply benefits provided by Tennessee Duck River Development Agency.

Late Charge: A late payment charge of ten percent (10%) shall be added to each customer's bill for the amount of the bill unpaid after the bill due date specified on the bill.

PRIVATE FIRE PROTECTION (UNMETERED)

SCHEDULE C

This rate is applicable to all consumers requiring private fire protection water service on unmetered mains in areas where Columbia Water System has adequate main capacity to meet consumers' demand for water.

Customer Charge (Minimum Bill)	\$7.66
Commodity Charge (per sprinkler head)	\$.06
Fire Hydrant	\$9.19
Connection Charge	Actual Cost

Service under this rate is subject to Columbia Water System's Schedule of Rules and Regulations.

Late Charge: A late payment charge of ten percent (10%) shall be added to each customer's bill for the bill unpaid after the bill due date specified on the bill.

PUBLIC FIRE PROTECTION (UNMETERED)

SCHEDULE D

All fire hydrants installed for the City of Columbia after January 1, 1989, shall be purchased and installed by Columbia Water System. The City of Columbia shall reimburse Columbia Water System the average cost for the materials, labor, transportation, design, and engineering and shall make said reimbursement in sixty (60) equal payments at no interest.

Late Charge: A late payment charge of ten percent (10%) shall be added to each customer's bill for the bill unpaid after the bill due date specified on the bill.

AN ORDINANCE TO AMEND TITLE 18, CHAPTER 1,
SECTION 18-103 OF THE COLUMBIA MUNICIPAL CODE
WITH REFERENCE TO SEWER SERVICE CHARGES

BE IT ORDAINED BY THE CITY OF COLUMBIA:

Section 1: That the Columbia Municipal Code, be amended by deleting in its entirety Section 18-103 and inserting in lieu thereof the following language:

18-103. Sewer service charge.

(1) All persons, firms or others whose property is located within the corporate limits of the City of Columbia and is accessible to the sanitary sewer system shall be required to pay monthly rates for the usage of said system, said rates for residential customers to be calculated and charged upon the lessor of (a) actual water consumption for said period or (b) 125 percent of the average water consumption for the months of November thru April. In the case of a new resident where no average for the customer is available, the average will be assumed to be twelve thousand (12,000) gallons.

(2) Rates shall apply as follows:

Effective June 1, 2011

User Charge within City Limits.....\$ 14.99 per month per service unit
User Charge outside City Limits.....\$ 24.00 per month per service unit
Volume Charge\$ 4.90 per thousand gallons of water

7.42 cents per 1000 gallons of the water volume charge shall be designated for the pretreatment program. A service unit shall be determined as the number of electrical meter boxes installed on the property of any person, corporation, firm or others that are users of the City of Columbia sewer system. One user charge shall be paid for each electrical meter installed on a user's property.

(3) Sewer charges for all customers other than residential shall be based on the actual volume equal to the metered water consumption for said period.

(4) Said rates shall be billed simultaneously with rates for water service, shall be subject to the same penalties for delayed payment as are imposed in the case of water bills, and shall be paid and collected in the same manner as water bills. Users will not be permitted to pay the water bill without simultaneous payment of the sewer bill, and in the event of nonpayment within thirty (30) days from the date of such bills, water service shall be discontinued in accordance with state and local regulations.

(5) When a water leak or significant event occurs such that metered water does not enter the sewer and the volume exceeds 200 percent of the maximum monthly volume

during the past year or 30,000 gallons, then the director of wastewater may make an estimate of the appropriate adjustment at the director's discretion. No adjustment shall be made for a charge over six (6) months old nor may the director adjust for more than two charges for any one occurrence. Upon request, the customer shall provide any necessary documentation supporting the request for an adjustment.


- (6) Special contracts may be negotiated with any user who discharges into the system sewage of such characteristics as to require additional treatment above that required for ordinary sewage. Said contracts shall contain such rates and charges as shall compensate the city for the additional costs involved.

Section 2: This Ordinance is passed after a public hearing held on the 17th day of March, 2011, with notice of said hearing being given in The Daily Herald of Columbia, Tennessee.

Section 3: That this Ordinance be published at least once in The Daily Herald of Columbia.


Section 4: That all Ordinance or parts of Ordinances in conflict herewith are hereby repealed.

PASSED AND ADOPTED BY THE CITY COUNCIL OF THE CITY OF COLUMBIA,
TENNESSEE, this the 7th day of April, 2011.




DEAN DICKEY - MAYOR

ATTEST:



BETTY R. MODRALE - CITY RECORDER

LEGAL FORM APPROVED:



C. TIM TISHER - CITY ATTORNEY

Passed on 1st consideration: 02/17/2011
Passed on 2nd consideration: 03/03/2011
Passed on 3rd consideration: 04/07/2011

Cookeville, Tennessee
Putnam County
Year Submitted: 2022

Terry Lawson

From: Ronnie Kelly <rjk@cookeville-tn.gov>
Sent: Thursday, June 2, 2022 4:24 PM
To: Terry Lawson
Subject: City of Cookeville Water & Sewer Rates

[CAUTION: External Email]

Water:

Fixed Charge - \$8.10/month
Volume Charge - \$3.79 per 1,000 gal/month
Corps Storage Fee - \$0.19 per 1000 gal./month

Sewer:

Fixed Charge - \$10.15/month
Volume Charge - \$6.15 per 1000 gal/month

Ronnie J. Kelly, Director
City of Cookeville Dept. of Water Quality Control
1860 South Jefferson Ave.
Cookeville, TN 38506
rjk@cookeville-tn.org
931-520-5259 (o)
931-252-0660 (c)

Electronic communications with officials and employees of the City of Cookeville are subject to the Tennessee Public Records Act.

Disclaimer

This email and any files transmitted with it are confidential information and intended solely for the use of the individual(s) or entity named above. If you are not the intended recipient you are hereby notified that any disclosure, copying, distribution or the taking of any action in reliance on the contents of this information is strictly prohibited and may be unlawful. If you received this email and are not an intended recipient, please delete it from your system. Mail delivered by Allen & Hoshall, Inc. mail system.

AltEmailDisclaimer2016

Covington, Tennessee
Tipton County
Year Submitted: 2020

Water

FY 2019/2020

32	Description				Fee			
33	Rates							
34	Inside City Limits - Minimum per Meter Size							
35	5/8 inch				\$9.13			
36	3/4 inch				\$12.54			
37	1 inch				\$25.71			
38	1-1/2 inch				\$48.95			
39	2 inch				\$79.23			
40	3 inch				\$130.35			
41	4 inch				\$162.94			
42	6 inch				\$232.74			
43	8 inch				\$465.44			
44	per thousand gallons							
45	First 2,000				\$4.58			
46	Next 8,000				\$3.12			
47	Next 40,000				\$2.94			
48	Next 50,000				\$2.45			
49	Next 100,000				\$2.34			
50								
51								
52								
53								
54								
55								
56								
57								
58								
59								
60								
61								
62								

Water

Water Service
FY 2019/2020

63	Description							
64	Rates							
65	Outside City Limits - Minimum per meter size							
66	5/8 inch					13.76		
67	3/4 inch					23.34		
68	1 inch					34.93		
69	1-1/2 inch					69.88		
70	2 inch					116.41		
71	3 inch					186.22		
72	4 inch					232.74		
73	6 inch					349.12		
74	8 inch					\$698.18		
75	per thousand gallons							
76	First 3,000					4.58		
77	Next 7,000					3.97		
78	Next 10,000					3.64		
79	Next 20,000					2.60		
80								
81								
82								
83								
84								
85								
86								
87								
88								
89								
90								
91								
92								
93								

5/21/21

32	Description							
33	Rates							
34	Inside City Limits - Minimum							
35	5/8 to 3/4 inch					\$7.66		
36	1 inch					\$9.09		
37	1-1/2 inch					\$17.72		
38	2 inch					\$23.47		
39	3 inch					\$38.29		
40	4 inch					\$79.47		
41	6 inch					\$106.21		
42	8 inch					\$150.34		
43	per thousand gallons					\$4.43		
44								
45	Outside City Limits - Minimum							
46	5/8 to 3/4 inch					\$11.03		
47	1 inch					\$13.41		
48	1-1/2 inch					\$26.83		
49	2 inch					\$35.44		
50	3 inch					\$57.44		
51	4 inch					\$119.69		
52	6 inch					\$159.90		
53	8 inch					\$225.96		
54	per thousand gallons					\$5.94		
55								
56								
57								
58								
59								
60								
61								
62								

Cumberland Gap, Tennessee
Claiborne County
Year Submitted: 2022

Town of Cumberland Gap
P.O Box 78
330 Colwyn Street
Cumberland Gap TN 37724
Water and Sewer Rates

Water	
0-3,000 gal	\$48.65
3,001 - 7,000 gal	\$0.60 per hundred over min.
7,001 and up	\$0.70 per hundred over min.

Sewer-Inside Town limits

Residential and Small Commercial

0-3,000 gal	\$43.00
3,001 gal and up	\$0.40 per hundred over min.

Large Commercial

0-3,000 gal	\$83.00
3,001 gal and up	\$0.275 per hundred over min.

Outside Town limits (Tiprell)

Residential

0-3,000 gal	\$53.75
3,001 gal and up	\$0.45 per hundred over min.

Small Commercial

0-3,000 gal	\$53.75
3,001 gal and up	\$0.50 per hundred over min.

Large Commercial Rates

0-2,000 gal	\$183.00
2,001 gal and up	\$0.50 per hundred over min.

Water Tap Fee	\$250.00
Sewer Tap Fee	\$500.00

Dandridge, Tennessee
Jefferson County
Year Submitted: 2020

ORDINANCE NO. 19/20-02

AN ORDINANCE REVISING THE WATER AND SEWER RATES OF THE TOWN OF DANDRIDGE

WHEREAS, The Board of Mayor and Aldermen of the Town of Dandridge, in its capacity as the Town's Water Commission, has determined it is necessary to increase the water and sewer rates to provide funds sufficient to pay the reasonable expenses of operation, repair and maintenance, to provide for the payment of principal and interest on previously executed bonds, and maintain an adequate depreciation account; and

WHEREAS, the Board of Mayor and Aldermen find that the rates set forth herein below are just, reasonable and equitable and shall provide sufficient funds to pay the reasonable expenses of operation, repair and maintenance, to provide for the payment of principal and interest on previously executed bonds, capital improvements, maintain the financial viability of the Water Department and maintain an adequate depreciation account.

WHEREAS, it is in the best interest and welfare of the citizens and residents of the Town of Dandridge and the customers of the Dandridge Water Department that the water rates be increased for the fiscal years 2019/2020 through 2024/2025 and that these rates be adopted as set forth in this Ordinance.

NOW, THEREFORE, BE IT ORDAINED by the Town of Dandridge Board of Mayor and Aldermen that effective JUNE 14, 2019, the following rates shall be applicable to the users of the water and sewer services of the Town of Dandridge Water Department:

FY2020: July 1, 2019 through June 30, 2020
FY2021: July 1, 2020 through June 30, 2021
FY2022: July 1, 2021 through June 30, 2022
FY2023: July 1, 2022 through June 30, 2023
FY2024: July 1, 2023 through June 30, 2024

WATER RATES

Residential-Inside City	FY2020	FY2021	FY2022	FY2023	FY2024
First 2,000 gallons	\$20.43	\$21.45	\$22.52	\$23.65	\$24.83
Over 2,000 gallons/per 1,000	\$3.79	\$3.98	\$4.18	\$4.39	\$4.61

Residential-Outside City	FY2020	FY2021	FY2022	FY2023	FY2024
First 2,000 gallons	\$30.58	\$32.11	\$33.72	\$35.41	\$37.18
Over 2,000 gallons/per 1,000	\$7.43	\$7.80	\$8.19	\$8.60	\$9.03

Commercial – Inside City	FY2020	FY2021	FY2022	FY2023	FY2024
First 2,000 gallons	\$26.58	\$27.91	\$29.31	\$30.78	\$32.32
Over 2,000 gallons/per 1,000	\$4.74	\$4.98	\$5.23	\$5.49	\$5.76

Commercial – Outside City	FY2020	FY2021	FY2022	FY2023	FY2024
First 2,000 gallons	\$40.22	\$42.23	\$44.34	\$46.56	\$48.89
Over 2,000 gallons/per 1,000	\$9.28	\$9.74	\$10.23	\$10.74	\$11.28

Industrial – Inside City	FY2020	FY2021	FY2022	FY2023	FY2024
First 2,000 gallons	\$40.90	\$42.95	\$45.10	\$47.36	\$49.73
Over 2,000 gallons/per 1,000	\$5.01	\$5.26	\$5.52	\$5.80	\$6.09

Industrial – Outside City	FY2020	FY2021	FY2022	FY2023	FY2024
First 2,000 gallons	\$62.69	\$65.82	\$69.11	\$72.57	\$76.20
Over 2,000 gallons/per 1,000	\$9.82	\$10.31	\$10.83	\$11.37	\$11.94

Swannsylvania	FY2020	FY2021	FY2022	FY2023	FY2024
First 2,000 gallons	\$41.85	\$43.94	\$46.14	\$48.45	\$50.87
Over 2,000 gallons/per 1,000	\$6.44	\$6.76	\$7.10	\$7.46	\$7.83

STANDARD SEWER RATES

Residential-Inside City	FY2020	FY2021	FY2022	FY2023	FY2024
First 2,000 gallons	\$22.34	\$23.46	\$24.63	\$25.86	\$27.15
Over 2,000 gallons/per 1,000	\$5.71	\$6.00	\$6.30	\$6.62	\$6.95

Residential-Outside City	FY2020	FY2021	FY2022	FY2023	FY2024
First 2,000 gallons	\$34.19	\$35.90	\$37.70	\$39.59	\$41.57
Over 2,000 gallons/per 1,000	\$12.30	\$12.92	\$13.57	\$14.25	\$14.96

Commercial – Inside City	FY2020	FY2021	FY2022	FY2023	FY2024
First 2,000 gallons	\$29.73	\$31.22	\$32.78	\$34.42	\$36.14
Over 2,000 gallons/per 1,000	\$6.91	\$7.26	\$7.62	\$8.00	\$8.40

Commercial – Outside City	FY2020	FY2021	FY2022	FY2023	FY2024
First 2,000 gallons	\$45.82	\$48.11	\$50.52	\$53.05	\$55.70
Over 2,000 gallons/per 1,000	\$14.81	\$15.55	\$16.33	\$17.15	\$18.01

Industrial – Inside City	FY2020	FY2021	FY2022	FY2023	FY2024
First 2,000 gallons	\$46.98	\$49.33	\$51.80	\$54.39	\$57.11
Over 2,000 gallons/per 1,000	\$6.91	\$7.26	\$7.62	\$8.00	\$8.40

Industrial – Outside City	FY2020	FY2021	FY2022	FY2023	FY2024
First 2,000 gallons	\$72.91	\$76.56	\$80.39	\$84.41	\$88.63
Over 2,000 gallons/per 1,000	\$14.81	\$15.55	\$16.33	\$17.15	\$18.01

E-ONE MAINTENANCE SEWER RATES

Residential-Inside City	FY2020	FY2021	FY2022	FY2023	FY2024
First 2,000 gallons	\$56.06	\$58.86	\$61.80	\$64.89	\$68.13
Over 2,000 gallons/per 1,000	\$6.28	\$6.59	\$6.92	\$7.27	\$7.63

Residential-Outside City	FY2020	FY2021	FY2022	FY2023	FY2024
First 2,000 gallons	\$69.11	\$72.57	\$76.20	\$80.01	\$84.01
Over 2,000 gallons/per 1,000	\$13.51	\$14.19	\$14.90	\$15.65	\$16.43

Commercial – Inside City	FY2020	FY2021	FY2022	FY2023	FY2024
First 2,000 gallons	\$64.20	\$67.41	\$70.78	\$74.32	\$78.04
Over 2,000 gallons/per 1,000	\$7.58	\$7.96	\$8.36	\$8.78	\$9.22

Commercial – Outside City	FY2020	FY2021	FY2022	FY2023	FY2024
First 2,000 gallons	\$81.91	\$86.01	\$90.31	\$94.83	\$99.57
Over 2,000 gallons/per 1,000	\$16.29	\$17.10	\$17.96	\$18.86	\$19.80

Industrial – Inside City	FY2020	FY2021	FY2022	FY2023	FY2024
First 2,000 gallons	\$83.17	\$87.33	\$91.70	\$96.29	\$101.10
Over 2,000 gallons/per 1,000	\$7.58	\$7.96	\$8.36	\$8.78	\$9.22

Industrial – Outside City	FY2020	FY2021	FY2022	FY2023	FY2024
First 2,000 gallons	\$111.69	\$117.27	\$123.13	\$129.29	\$135.75
Over 2,000 gallons/per 1,000	\$16.29	\$17.10	\$17.96	\$18.86	\$19.80

This ordinance shall take effect June 14, 2019, the public health, safety and welfare requiring it.



MAYOR


RECORDER

Passed First Reading: May 14, 2019


Passed Second Reading: June 11, 2019

Dayton, Tennessee
Rhea County
Year Submitted: 2022



City of Dayton

P.O. BOX 226, DAYTON, TENNESSEE 37321
423-775-1817 FAX 423-775-8404



SEWER RATES JULY 1, 2021

RESIDENTIAL:

	<u>Inside City Limits</u>	<u>Outside City Limits</u>
Minimum (First 1,000 gallons)	\$20.00	\$30.00
Per 1,000 gallons of Metered water	9.70	14.50

COMMERICAL:

	<u>Inside City Limits</u>	<u>Outside City Limits</u>
Minimum (First 1,000 gallons)	\$30.00	\$45.00
Per 1,000 gallons of Metered water	9.70	14.50

INDUSTRIAL – RATE 1:

	<u>Inside City Limits</u>	<u>Outside City Limits</u>
Minimum (First 1,000 gallons)	\$40.00	\$60.00
Per 1,000 gallons of Metered water	9.70	14.50


INDUSTRIAL – RATE 2:

Inside City Limits

Minimum (First 1,000 gallons)	\$60.00
Per 1,000 gallons of Metered water	3.65


Industrial Rate 2 Guidelines/Requirements:

1. Must purchase a minimum of 100,000 gallons of water per day
2. Must have only one discharge point to the City's sewer system
3. Must have an approved sampling/metering station on their discharge
4. Be located within the corporate limits of the City of Dayton.



City of Dayton

P.O. BOX 226, DAYTON, TENNESSEE 37321
423-775-1817 FAX 423-775-8404



WATER RATES EFFECTIVE: September 1, 2021

DAYTON:

RESIDENTIAL:

<u>Monthly Usage</u>	<u>Inside City Limits (Per 1,000 Gallons)</u>	<u>Outside City Limits (Per 1,000 Gallons)</u>
First 1,000 Gallons	\$13.23 Minimum	\$19.85 Minimum
Next 4,000 Gallons	\$4.66 each	\$7.12 each
Next 20,000 Gallons	\$4.75 each	\$7.25 each
Next 25,000 Gallons	\$5.00 each	\$7.40 each
All Other	\$5.15 each	\$7.50 each

COMMERCIAL:

<u>Monthly Usage</u>	<u>Inside City Limits (Per 1,000 Gallons)</u>	<u>Outside City Limits (Per 1,000 Gallons)</u>
First 1,000 Gallons	\$19.85 Minimum	\$29.77 Minimum
Next 4,000 Gallons	\$4.66 each	\$7.12 each
Next 20,000 Gallons	\$4.75 each	\$7.25 each
Next 25,000 Gallons	\$5.00 each	\$7.40 each
All Other	\$5.15 each	\$7.50 each

INDUSTRIAL (I1):

<u>Monthly Usage</u>	<u>Inside City Limits (Per 1,000 Gallons)</u>
First 1,000 Gallons	\$26.46 Minimum
Next 4,000 Gallons	\$4.66 each
Next 20,000 Gallons	\$4.75 each
Next 25,000 Gallons	\$5.00 each
All Other	\$5.15 each

INDUSTRIAL (I2):

<u>Monthly Usage</u>	<u>Inside City Limits (Per 1,000 Gallons)</u>
First 1,000 Gallons	\$39.69 Minimum
Next 4,000 Gallons	\$4.66 each
Next 20,000 Gallons	\$4.75 each
Next 25,000 Gallons	\$5.00 each
All Other	\$5.15 each

Industrial Rate 2 Guidelines/Requirements:

1. Must purchase a minimum of 100,000 gallons of water per day
2. Must have only one discharge point to the City's sewer system
3. Must have an approved sampling/metering station on their discharge
4. Must be located within the corporate limits of the City of Dayton.

SUMMER CITY DISTRICT:

RESIDENTIAL:

<u>Monthly Usage</u>	<u>Per 1,000 Gallons</u>
First 2,000 Gallons	\$27.82 Minimum
Next 3,000 Gallons	\$ 9.53 each
Next 5,000 Gallons	\$10.00 each
Next 10,000 Gallons	\$10.15 each
All Other	\$10.30 each

COMMERCIAL:

<u>Monthly Usage</u>	<u>Per 1,000 Gallons</u>
First 2,000 Gallons	\$41.73 Minimum
Next 3,000 Gallons	\$ 9.53 each
Next 5,000 Gallons	\$10.00 each
Next 10,000 Gallons	\$10.15 each
All Other	\$10.30 each

EVENSVILLE DISTRICT:

RESIDENTIAL:

<u>Monthly Usage</u>	<u>Per 1,000 Gallons</u>
First 1,000 Gallons	\$25.00 Minimum
Next 4,000 Gallons	\$ 7.20 each
Next 20,000 Gallons	\$ 7.35 each
Next 25,000 Gallons	\$ 7.50 each
All Other	\$ 7.75 each

COMMERCIAL:

<u>Monthly Usage</u>	<u>Per 1,000 Gallons</u>
First 1,000 Gallons	\$35.00 Minimum
Next 4,000 Gallons	\$ 7.20 each
Next 20,000 Gallons	\$ 7.35 each
Next 25,000 Gallons	\$ 7.50 each
All Other	\$ 7.75 each

Decatur, Tennessee
Meigs County
Year Submitted: 2022

**TOWN OF DECATUR
RESOLUTION 2021-5
ADOPTION OF NEW SEWER RATES
SEWER RATES ARE CALCULATED BASED ON THE AMOUNT OF WATER CONSUMPTION**

RATE 1: RESIDENTIAL INSIDE CORPORATE LIMITS:

0-2,000 gallons consumed-----Minimum \$17.86
Over 2,000 gallons consumed-----\$6.39 per 1,000 gallons

RATE 2: RESIDENTIAL OUTSIDE CORPORATE LIMITS:

0-2,000 gallons consumed-----Minimum \$22.06
Over 2,000 gallons consumed-----\$7.05 per 1,000 gallons

RATE 3: COMMERCIAL---INSIDE CORPORATE LIMITS:

0-2,000 gallons consumed-----Minimum \$ 19.96
2,000---25,000 gallons consumed-----\$6.48 per 1,000 gallons
Over 25,000 gallons consumed-----\$ 6.39 per 1,000 gallons

RATE 4: COMMERCIAL-----OUTSIDE CORPORATE LIMITS

0-2,000 gallons consumed-----Minimum \$27.32
2,000-25,000 gallons consumed-----\$8.94 per 1,000 gallons
25,000-50,000 gallons consumed----- \$6.72 per 1,000 gallons
Over 50,000 gallons consumed-----\$6.39 per 1,000 gallons

RATE 5: COMMERCIAL 2-INCH WATER METER

0-9,000 gallons consumed-----Minimum \$53.58
9,000-25,000 gallons consumed-----\$5.68 per 1,000 gallons
Over 25,000 gallons consumed-----\$5.58 per 1,000 gallons

RATE 6: INDUSTRIAL

\$5.58 per 1,000 gallons consumed

RATE 7: HIGH USE INDUSTRIAL (*Over 500,000 PER MONTH AVERAGE)

\$5.47 per 1,000 gallons consumed

**Qualifying industries shall consume these average gallons per month for twelve months based on consumption from January thru December of the previous year.*

Date Approved: _____

Mayor: _____

City Recorder: _____

**TOWN OF DECATUR
RESOLUTION 2021-4
ADOPTION OF NEW WATER RATES**

RATE 1: RESIDENTIAL INSIDE CORPORATE LIMITS WITH SEWER:

0-2,000 gallons consumed ----Minimum \$19.96
Over 2,000 gallons consumed -----\$5.59 per 1,000 gallons

RATE 2: RESIDENTIAL OUTSIDE CORPORATE LIMITS

0-2,000 gallons consumed ----Minimum \$23.11
Over 2,000 gallons consumed -----\$7.02 per 1,000 gallons

RATE 3: RESIDENTIAL INSIDE CORPORATE LIMITS - NO SEWER

0-2,000 gallons consumed ----Minimum \$19.96
Over 2,000 gallons consumed -----\$6.26 per 1,000 gallons

RATE 4: COMMERCIAL INSIDE CORPORATE LIMITS

0-2,000 gallons consumed ----Minimum \$22.06
Over 2,000 gallons consumed -----\$7.02 per 1,000 gallons

RATE 5: COMMERCIAL OUTSIDE CORPORATE LIMITS

0-2,000 gallons consumed ----Minimum \$27.32
Over 2,000 gallons consumed -----\$7.85 per 1,000 gallons

RATE 6: 2 INCH METER INSIDE CORPORATE LIMITS

0-9,000 gallons consumed ----Minimum \$74.59
Over 9,000 gallons consumed -----\$7.02 per 1,000 gallons

RATE 7: 2 INCH METER OUTSIDE CORPORATE LIMITS

0-9,000 gallons consumed ----Minimum \$74.59
Over 9,000 gallons consumed-----\$7.85 per 1,000 gallons

RATE 8: 1 & 1 ½ INCH METERS

0-2,000 gallons consumed ----Minimum \$43.07
Over 2,000 gallons consumed -----\$7.02 per 1,000 gallons

RATE 9: LOW USE INDUSTRIAL (*LESS THAN 250,000 PER MONTH AVERAGE)

0-150,000 gallons consumed-----\$882.50
Over 150,000 gallons consumed-----\$6.06 per 1,000 gallons

RATE 10: INDUSTRIAL (*BETWEEN 250,000 – 500,000 PER MONTH AVERAGE)

0-250,000 gallons consumed---Minimum \$882.50
Over 250,000 gallons consumed----\$6.06 per 1,000 gallons

RATE 11: HIGH USE INDUSTRIAL (*MORE THAN 500,000 PER MONTH AVERAGE)

0-250,000 gallons consumed-----\$864.85
Over 250,000 gallons consumed-----\$5.93 per 1,000 gallons

RATE 12: RESIDENTIAL EAST OF BLOWOFF AT AUB CONNECTION

0-2,000 gallons consumed ----Minimum \$27.23
Over 2,000 gallons consumed -----\$9.08

**Qualifying industries shall consume these average gallons per month for twelve months based on consumption from January thru December of the previous year.*

Mayor: _____
City Recorder: _____
Date Approved: _____

Dechard, Tennessee
Franklin County
Year Submitted: 2020



City Of Decherd

Incorporated in 1868
DEDICATED TO PROGRESS

March 9, 2020

City Of Decherd

P.O Box 488
1301 W. Main St.
Decherd, TN 37324
931-967-5181 Fax: 931-967-4068

Allan & Hoshall
1661 International Drive
Suite 100
Memphis, TN 38120

Mayor
MICHAEL GILLESPIE

Vice-Mayor
RICHARD GULLEY

Aldermen
PAM ARNOLD
TAMMY HOLT
JIMMY WAYNE SANDERS

City Administrator
REX CLARK

City Attorney
JERRE HOOD

City Judge
ROBBIE DAVIS

Public Safety Director
ROSS PETERSON

Street/Sanitation Supt.
Park and Recreation
MIKE ST.JOHN

Water/Waste Water Supt.
ERIC BRADFORD

Codes Enforcement
DENNIS L. DONEY

Certified Municipal
Finance Officer
Vacant

Re: TML Water and Sewer Rate Comparison

Dear Friends,
The City of Decherd Water and Sewer rate schedule is as follows;

Water Rates

Residential	Inside City Limits	Outside City Limits
0 – 1000 gallons	\$10.00 min	\$15.00 min
1001 gallons - over	\$4.57	\$6.85

Commercial, Exempt, Government	Inside City Limits	Outside City Limits
0 – 1000 gallons	\$11.50 min	\$17.25 min
1001 gallons - over	\$5.25	\$7.87

Sewer Rates

	Residential	Commercial, Exempt, Government
0 – 1000 gallons	\$5.90 min	\$6.79 min
1001 gallons - over	\$5.90	\$6.79

Rates are as of July 1, 2017.

Should you have any questions, please contact me at ebradford@decherd.net or 931-703-8505.

Thank you,

Eric Bradford
Superintendent
City of Decherd

Dickson, Tennessee
Dickson County
Year Submitted: 2020

Water Authority of Dickson County

Water Rates 01-01-2020

Water Fee	\$6.10 per meter
Wholesale to other Utilities	\$4.25 per thousand
1/2 rate customers	\$3.43 per thousand gallons
First 500,000	\$6.85 per thousand gallons
Next 1,500,000	\$6.15 per thousand gallons
Over 2,000,000	\$4.25 per thousand gallons

Sewer Rates 01-01-20 Dickson, Fairview, Burns, BonAqua, White Bluff

Sewer Fee	\$6.50 per meter
Sewer Only Rates	\$30.00 per month (customers on well)
1/2 rate customers	\$3.75 per thousand gallons
All usage	\$7.50 per thousand gallons

Dover, Tennessee
Stewart County
Year Submitted: 2022

ORDINANCE NUMBER 448-21

AN ORDINANCE TO ADJUST THE WATER AND SEWER RATES FOR THE TOWN OF DOVER

WHEREAS, To have a financially viable water and sewer system; and

WHEREAS, To comply with Tennessee Code Annotated; and

WHEREAS The Board of Mayor and Aldermen of the Town of Dover finds it warranted to decrease the rates for the water and sewer service of the Town of Dover based on the past 5 years of audits 2016-2020, and by review of in-house rate study and by recommendation of auditor.

NOW, THEREFORE: BE IT ORDAINED BY THE BOARD OF MAYOR AND ALDERMEN OF THE TOWN OF DOVER, TENNESSEE, THAT:

Section 1. This ordinance will replace in entirety the current water and sewer rates and fees for the Town of Dover as specified in ordinance number 400-15.

Section 2. The rates shall be:

WATER

<i>Water Wholesale Rate per each 1,000 gallons of water</i>	\$5.25
Water base rate for customers inside the city limits with no volumes included	\$13.25
Water base rate for customers outside the city limits with no volumes included	\$14.25
Water base rate for industrial customers with no volumes included	\$56.00
Rate per each 1,000 gallons of water used for all customer inside city limits	\$7.71
Rate per each 1,000 gallons of water used for all customer outside city limits	\$13.40
Rate per each 1,000 gallons of water used for industrial customers	\$13.40
Rates for River Boats per 1,000 gallons of water.	\$13.40
Base Rate for River Boat set up fee.	\$50.00

SEWER

Sewer base rate for customers inside the city limits with no volumes included.	\$13.25
Sewer base rate for industrial customers with no volumes included.	\$78.40
Rate per each 1,000 gallons of sewer used for all customer inside city.	\$13.40
Rate per each 1,000 gallons of sewer used for industrial customers.	\$14.00

Section 3. **Water Tap fees shall be:** ¾" meter.....\$1,000.00 plus the cost of necessary materials and any necessary contract labor or services.

1" meter.....\$1,800.00 plus the cost of necessary materials and any necessary contract labor or services,

2" meter\$3,000.00 plus the cost of necessary materials and any necessary contract labor or services.

Larger taps will be priced by the Water Department on a cost-plus basis and will include a \$4,000.00 access fee.

All meters 2" and larger will be compound meters.

In no instance will water service be provided to any property that from one side of th public road or the other is not accessible to a water main. Nor will any water service be provided where the service meter cannot be installed on the property of the customer.

Section 4: Sewer Tap fees shall be:

Single Family Residential (4" taps or grinder pump)\$3,000.00 plus the cost of necessary materials and any necessary contract labor or services.

All other 4" taps or grinder pump\$3,000.00 plus the cost of necessary materials and any necessary contract labor or services.

6" taps or grinder pump\$5,000.00 plus the cost of necessary materials and any necessary contract labor or services.

Larger taps will be priced by the Sewer Department on a cost-plus basis and will include a \$6,000.00 access fee.

Section 5: Service fees shall be:

New Account Charge Set up and Deposit\$ 200.00

Transferring from one location to another\$ 25.00

Turning off water and reading out meter\$ 25.00


Turning on water and reading in meter\$ 25.00


Turning off water for non-payment and turning on after collection of payment.\$ 50.00

Removing the meter and for re-installing the meter when caused by an act of the customer and not necessitated by the water department.\$100.00

Section 6. The above rates shall go into effect February 8th, 2021.

Section 7. This ordinance shall become effective upon final passage, the public welfare requiring it.


Lesla Fitzhugh., Mayor of Dover, Tennessee

Attest: 
Charles Parks Sr. City Recorder

Passed first reading. JANUARY 25TH, 2021

Passed second reading. FEBRUARY 8TH 2021

Dresden, Tennessee
Weakley County
Year Submitted: 2022

CITY OF DRESDEN
UTILITY RATES
(Effective July 2022)

Inside City Limit Water

Residential, Churches, Commercial
\$14.00 (2,000 gallon minimum)
\$2.35 per 1,000 gallon consumption over 2,000 gallons

Inside City Limit Sewer

Residential, Churches, Commercial
\$21.00 Minimum or 150% of the Water Rate

Outside City Limit Water

Residential, Churches, Commercial
\$29.45 (2,000 gallon minimum)
\$3.82 per 1,000 gallon consumption over 2,000 gallons

Housing Authority (40 Units) \$14.00 per unit - \$500.00 minimum
Over 80,000 - \$2.35 per 1,000 gallons

Outside City Limit Sewer

Residential, Churches, Commercial
\$44.18 Minimum or 150% of Water Rate

Duck River, Tennessee
Hickman County
Year Submitted: 2022

From: manager@druc.org
To: [Terry Lawson](#)
Subject: Rates
Date: Monday, May 9, 2022 10:53:36 AM

[CAUTION: External Email]

Hi,

The DRUC is a wholesale only regional water authority and charges a flat rate for potable water at \$1.25 per thousand gallons.

No other fees or minimums are charged.

Please reach out to me if you have any other questions.

Thanks,

Randal

[Randal J. Braker, PE](#)
General Manager
Duck River Utility Commission
P.O. Box 1237
270 Water Lane
Tullahoma, TN 37388

<http://www.druc.org/>

 Office: 931-455-6458

 Direct: 931-455-6479

 Email: manager@druc.org



Disclaimer

This email and any files transmitted with it are confidential information and intended solely for the use of the individual(s) or entity named above. If you are not the intended recipient you are hereby notified that any disclosure, copying, distribution or the taking of any action in reliance on the contents of this information is strictly prohibited and may be unlawful. If you received this email and are not an intended recipient, please delete it from your system. Mail delivered by Allen & Hoshall, Inc. mail system.

AHEmailDisclaimer2016

Dunlap, Tennessee
Sequatchee County
Year Submitted: 2022

CITY OF DUNLAP, TENNESSEE
SCHEDULE OF UTILITY RATES FOR DUNLAP WATERWORKS
RESOLUTION 2020-2
January 16, 2020

Meter Size	Usage	Inside City	Outside City
Residential			
3/4"	0 to 2,000 gallons (minimum bill)	\$24.95	\$39.95
	2,001 to 10,000 gallons	\$5.50 per 1,000 gallons	\$12.00 per 1,000 gallons
	10,000 gallons and over	\$4.25 per 1,000 gallons	\$12.00 per 1,000 gallons
Commercial			
3/4"	0 to 2,000 gallons (minimum bill)	\$32.95	\$55.00
	2,001 to 10,000 gallons	\$5.50 per 1,000 gallons	\$12.00 per 1,000 gallons
	10,000 gallons and over	\$4.25 per 1,000 gallons	\$12.00 per 1,000 gallons
1"	0 to 2,000 gallons (minimum bill)	\$79.95	\$129.95
	2,001 to 10,000 gallons	\$5.50 per 1,000 gallons	\$12.00 per 1,000 gallons
	10,000 gallons and over	\$4.25 per 1,000 gallon	\$12.00 per 1,000 gallons
1.5"	0 to 2,000 gallons (minimum bill)	\$99.95	\$165.00
	2,001 to 10,000 gallons	\$5.50 per 1,000 gallons	\$12.00 per 1,000 gallons
	10,000 gallons and over	\$4.25 per 1,000 gallons	\$12.00 per 1,000 gallons
2"	0 to 2,000 gallons (minimum bill)	\$175.85	\$276.00
	2,001 to 10,000 gallons	\$5.25 per 1,000 gallons	\$11.50 per 1,000 gallons
	10,000 gallons and over	\$4.00 per 1,000 gallons	\$11.00 per 1,000 gallons
4"-6"	0 to 2,000 gallons (minimum bill)	\$175.85	\$276.00
	2,001 to 10,000 gallons	\$5.25 per 1,000 gallons	\$11.50 per 1,000 gallons
	10,000 gallons and over	\$4.00 per 1,000 gallons	\$11.00 per 1,000 gallons

Sewer Rates

Residential Sewer Rates	\$6.00 per 1,000 gallons
Commerical Sewer Rates	\$8.00 per 1,000 gallons
East Valley Surcharge	\$16.00 per month
Hydrant Service Fee	\$15.00 per service
Hydrant Sales	\$15.00 per 1,000 gallons

Dyersburg, Tennessee

Dyer County

Year Submitted: 2020

From: [Susan Thompson](#)
 To: [Terry Lawson](#)
 Subject: City of Dyersburg Water/Sewer Rates
 Date: Friday, June 17, 2022 10:05:47 AM

[CAUTION: External Email]

**CITY OF DYERSBURG, TENNESSEE
 WATER and SEWER RATES**

3% INCREASE ON SEWER ONLY

EFF DATE : JULY 1, 2021

WATER RATE:

CITY BASE RATE\$ 4.94
COUNTY BASE RATE\$11.01

with tax
MIN \$5.42
MIN \$12.08

	GALLON Rate	CU FT Rate
	per 1000 gal	
RESIDENTIAL		
<i>Inside City</i>	4.09	0.030675
<i>Rural</i>	4.50	0.033750
COMMERCIAL		
<i>Inside City</i>	3.62	0.027150
<i>Rural</i>	3.97	0.029775
INDUSTRIAL		
<i>Inside City</i>	3.82	0.028650
<i>Rural</i>	4.16	0.031200

SEWER & METERED

SEWER RATES	GALLON Rate	CU FT Rate
	per 1000 gal	
<i>Base rate ...\$5.16</i>		
RESIDENTIAL	4.53	0.033975
COMMERCIAL	4.76	0.035700
INDUSTRIAL	5.19	0.038925

CITY

WATER MTR BASE CHG	
<i>SIZE</i>	<i>MIN CHG</i>
0.625	\$4.94
0.750	4.94
1.00	5.81
1.25	10.44
1.50	12.17
2.00	17.94
3.00	30.71
4.00	45.22

COUNTY

WATER MTR BASE CHG	
<i>SIZE</i>	<i>MIN CHG</i>
0.625	\$11.01
0.750	11.01
1.00	13.77
1.25	
1.50	
2.00	19.45
3.00	
4.00	

6.00

88.08

6.00

Susan Thompson
City of Dyersburg
Utility Billing
(731) 288-7687
sthompson@dyersburgtn.gov

Disclaimer

This email and any files transmitted with it are confidential information and intended solely for the use of the individual(s) or entity named above. If you are not the intended recipient you are hereby notified that any disclosure, copying, distribution or the taking of any action in reliance on the contents of this information is strictly prohibited and may be unlawful. If you received this email and are not an intended recipient, please delete it from your system. Mail delivered by Allen & Hoshall, Inc. mail system.

AltEmailDelivery.com

Elizabethton, Tennessee
Carter County
Year Submitted: 2022

Fees

Customer Type	Inside City (M01)		Outside City(R01)	
	Deposit	Service Charge	Deposit	Service Charge
Owner	\$40	\$15	\$80	\$25
Renter	\$60	\$15	\$120	\$25

Deposit fee amounts are for 5/8" meter only. Check city ordinance for deposit amounts on large meters (usually commercial accounts). Same day service charge is an additional \$35.00, otherwise turn-on will be next business day.

Surrounding Utility Offices

Blue Springs	474-2004	1579 Blue Springs Rd
First Utility	474-2154	101 Scott Lane
Hampton Utility	725-2112	203 Main Street Hampton, TN
Johnson City	434-6065	
North Eliz Water	543-2400	Hwy 91
Siam Utility	542-6867	2483 Siam Rd
South Eliz Utility	542-8588	1520 Gap Creek Rd

2021-2022

Rates

	Inside City(M01)	Outside City(R01)
Water Min. charge 1,000 gallons or less	\$18.95/per thousand	\$25.84/per thousand
Above 1,000 to 500,000 gals.	\$5.07/per thousand	\$8.95/per thousand
Above 500,000 to 1,000,000 gallons	\$3.25/per thousand	\$5.61/per thousand
Above 1,000,000 gallons	\$3.13/per thousand	\$5.25/per thousand
Sewer Min. Charge NOT TAXED	\$18.32/per thousand	\$23.13/per thousand
0 to 9,000 Gallons	\$3.67/per thousand	\$6.88/per thousand
Over 9,000 Gallons	\$3.67/per thousand	\$5.01/per thousand

Disconnect Fees for Non-Payment

City	\$35	County	\$45
------	------	--------	------

Billing Cycles

Cycle & Acct#	Reading Date	Mailing Date	Due Date	Cut off Date
Cycle 1 001-016	20th-30th	10th	20th	30th
Cycle 2 017-033	1st-10th	20th	30th	10th
Cycle 3 034-062	10th-20th	30th	10th	20th

Bank Draft Dates

If you are entering a bank draft on a date just prior to a cycle's mailing date, and you want it to draft the upcoming bill, you must back date the effective date to 2 weeks prior to the current date to ensure the system picks it up. Bank Draft will not pay any current bill due, it must be paid in full at the cashier.

If the due date is a Saturday or Sunday, the bill is due the following Monday.

Minimum bill: City- \$52.12 for water, sewer and garbage & County- \$28.36 for water. Minimum bills are charged even if no water was used. Please talk to our billing staff about a Water Bill Vacation if you are going to be away from home for a couple of months or more.

Englewood, Tennessee
McMinn County
Year Submitted: 2022

TOWN OF ENGLEWOOD, TENNESSEE
UTILITY RATES AND METERED CUSTOMERS

June 30, 2020

<u>Water</u>	<u>Inside</u>	<u>Outside</u>
Utility Rates	<u>Town</u>	<u>Town</u>
Residential		
First 2,000 gallons (3/4" meter, minimum monthly bill)	\$15.73	\$30.05
First 2,000 gallons (1" meter, minimum monthly bill)	30.22	57.72
First 2,000 gallons (2" meter, minimum monthly bill)	47.80	91.30
First 2,000 gallons (4" meter, minimum monthly bill)	170.10	324.90
Over 2,000 gallons (per thousand)	7.38	14.10
Commercial		
First 2,000 gallons (3/4" meter, minimum monthly bill)	\$15.73	\$30.05
First 2,000 gallons (1" meter, minimum monthly bill)	30.22	57.72
First 2,000 gallons (2" meter, minimum monthly bill)	50.18	95.85
First 2,000 gallons (4" meter, minimum monthly bill)	170.10	324.90
Over 2,000 gallons (per thousand)	8.41	16.07

Water tap fee ranges from \$1,200 to \$1,500 (depending on size of tap)

Tap Fee	\$1,200.00
1" inch or larger (cost-plus)	
Bore	\$300.00

Deposits

Deposit for water	\$150.00
Service charge	\$25.00

Sewer

Sewer charges for all residential customers is 140% of monthly water bill.

	<u>Small</u>	<u>Large</u>
	<u>Business</u>	<u>Buisness</u>
Commerical		
First 2,000 gallons	\$29.00	\$55.95
Over 2,000 gallons (per thousand)	16.55	31.92

Sewer tap fee is cost plus 10%

Natural Gas

Natural Gas rates are based on a purchase gas adjustment mechanism which is computed each month based on the cost of gas.

Metered Customers

Water	1,483
Sewer	559
Natural Gas	276

After hour's charges for services:

After 4pm Monday- Thursday	\$50.00
After 4pm Friday-Sunday	\$150.00

After hour charges will be invoiced for call outs of the Town of Englewood employees that are not the responsibility of the Town.

Examples of but not limited to:

Turn customer's water off to repair leak

Turn water back on disconnected for non leak

Erin, Tennessee
Houston County
Year Submitted: 2022

Ordinance 639
City of Erin

BE IT ORDAINED BY THE BOARD OF MAYOR AND ALDERMEN OF THE CITY OF ERIN, TENNESSEE

SECTION 1: Title 18 Section 18-128 Schedule of Rules of the Municipal Code for the City of Erin, Tennessee is hereby amended by deleting previous sewer rates and replacing as follows:

Residential

3/4" Meter
First 1,000 gallons 13.25
All over 1,001 gallons 4.70 per one thousand gallons

Commercial

First 1,000 gallons 21.86
Over 1,001 gallons 5.50 per one thousand gallons

Industrial

Meter Size	Minimum Charge	Minimum Gallons
3/4"	71.40	20,000
1" & 1-1/2"	140.76	40,000
2"	228.99	64,000
3"	395.76	128,000
4"	632.40	200,000
4" without water	565.00	200,000
6"	1,071.00	200,000

Above the minimum charge for Industrial meters will be @ \$5.50 per one thousand gallons.

TN Ridge Sewer Charge \$1.30 per one thousand gallons.

SECTION 2: This ordinance shall become effective the Public Welfare requiring it.

Approved First Reading _____
Public Hearing _____
Approved Second Reading _____

APPROVE:

ATTEST:

Paul Bailey- Mayor

Angela Neilson- City Recorder

Erwin, Tennessee
Unicoi County
Year Submitted: 2022

Erwin Utilities Authority – Wastewater

General Rate Schedule Effective July 1, 2021

Availability

This rate shall apply to all wastewater customers. The Base Charges shall consist of the Customer Charge and the User Charge. Outside the corporate limit, the rate shall be fifty percent (50%) higher.

Base Charges

	<u>Inside Corporate Limit</u>	<u>Outside Corporate Limit</u>
Customer Charge (No Usage):*	\$8.54 per month	\$12.81 per month
User Charge:	\$5.72 per 1,000 gallons	\$8.58 per 1,000 gallons
Low Pressure Wastewater Customer Charge:	\$18.54 per month	\$22.81 per month

Customer Charge

*All customers shall pay one Customer Charge per month per water meter, except where a single meter serves more than one residential, commercial, industrial, or institutional customer unit, in which case, the customer shall pay one Customer Charge per month for each customer unit.

User Charge

The User Charge shall apply to the total amount of water used each month as shown by water meter readings excepting, however, industrial customers who do not discharge all industrial wastewater into the public sewer system, and as to such industrial customers, the User Charge shall be applied only to such amount of wastewater discharged into the public sewer system provided that said industrial customer installs and maintains, at his own expense, the necessary metering equipment to properly account for all wastewater discharged into the public sewer.

For customers who use spring and well water, the User Charge shall apply to the following estimated usages:

Household of 1	1,700 Gallons
Household of 2	3,500 Gallons
Household of 3	5,200 Gallons
Household of 4	6,900 Gallons
Household of 5	8,700 Gallons
Household of 6	10,400 Gallons

PAYMENT

Bills under this rate schedule shall be rendered monthly and shall be paid at the office of the Erwin Utilities. Failure to receive a bill will not release customer from payment obligation. Payments made after the due date will be subject to a late payment charge. The late payment charge will be computed as a charge of five percent (5%) on the first \$250.00 of the unpaid portion of the sewer bill, plus one percent (1%) of the unpaid portion exceeding \$250.00, excluding other charges and sales tax.

Service hereunder shall be subject to the rules and regulations of Erwin Utilities Authority.

This page intentionally left blank

Sample bill

Based on the average monthly residential bill usage of 3,200 gallons, a ratepayer within the Town of Erwin will increase \$2.44 from the previous rate. All other residential customers will see an increase of \$3.67

Erwin Utilities Authority – Water Department
General Water Rate Schedule
Effective July 1, 2021

Availability

This rate shall apply to water service to all customers. Charges shall consist of the Customer Charge and the User Charge. Outside the corporate limit, the rate shall be fifty percent (50%) higher.

Character of Service

Water shall be delivered at the volume and pressure available at the customer's meter. Any additional pressure required by customer shall be provided by and at the customer's expense. Size and location of connections shall be at the discretion of the distributor.

Charges

	<u>Inside Corporate Limit</u>	<u>Outside Corporate Limit</u>
Customer Charge (No Usage):*		
Meter Size		
5/8" x 3/4" & 3/4"	\$ 12.12	\$ 18.18
1"	\$ 16.89	\$ 25.34
1-1/2"	\$ 31.89	\$ 47.84
2"	\$ 37.92	\$ 56.88
3"	\$ 76.96	\$ 115.44
4"	\$ 152.00	\$ 228.00
6"	\$ 301.52	\$ 452.28
8"	\$ 535.69	\$ 803.54
Usage Charge:	\$2.85 per 1,000 gallons	\$4.28 per 1,000 gallons

*All customers shall pay one Customer Charge per month per water meter, except where a single meter serves more than one residential, commercial, industrial, or institutional customer unit, in which case, the customer shall pay one Customer Charge per month for each customer unit.

Bills under this rate schedule shall be rendered monthly and shall be paid at the office of the Erwin Utilities. Failure to receive a bill will not release customer from payment obligation. Payments made after the due date will be subject to a late payment charge. The late payment charge will be computed as a charge of five percent (5%) on the first \$250.00 of the unpaid portion of the water bill, plus one percent (1%) of the unpaid portion exceeding \$250.00, excluding other charges and sales tax.

Except as hereinafter provided, all customers shall be served through 5/8" x 3/4" meters with a minimum bill equal to the Customer Charge. Customers requiring service through larger than 5/8" x 3/4" meters shall make application in writing therefor.

Service hereunder shall be subject to the rules and regulations of Erwin Utilities Authority.

**Erwin Utilities Authority – Water Department
Water Utility District Rate Schedule Class 21
Effective July 1, 2021**

Availability

This rate shall apply to a Utility District for which additional pumping is provided by distributor to the Utility District system.

Character of Service

Water shall be delivered to the Utility District by the distributor without additional pumping by the Utility District. Size and location of connections shall be at the discretion of the distributor.

Charges

Customer Charge:	\$748.85 per month – 8" meter
Water Charge:	\$2.65 per 1,000 gallons

Bills under this rate schedule shall be rendered monthly and shall be paid at the office of the Erwin Utilities. Failure to receive a bill will not release customer from payment obligation. Payments made after the due date will be subject to a late payment charge. The late payment charge will be computed as a charge of five percent (5%) on the first \$250.00 of the unpaid portion of the water bill, plus one percent (1%) of the unpaid portion exceeding \$250.00, excluding other charges and sales tax.

Service hereunder shall be subject to the rules and regulations of Erwin Utilities Authority.

Fire Protection Service Schedule Effective July 1, 2021

A monthly service charge for private fire service furnished by means of automatic sprinklers or by privately owned hose outlets in excess of two (2) inches in diameter, shall be made at the following rates:

<u>EQ CLASS</u>		<u>INSIDE</u>	<u>OUTSIDE</u>
FL-1	For each 1 inch hose connection	\$ 1.95	\$ 2.93
FL-125	For each 1¼ inch hose connection	3.04	4.56
FL-150	For each 1½ inch hose connection	4.37	6.56
FL-2	For each 2 inch hose connection	7.75	11.63
FL-3	For each 3 inch connection	17.44	26.16
FH	For each fire hydrant connection	27.62	41.43
FP	Sprinkler Heads per head (ea)	0.14	0.21

Service hereunder shall be subject to the rules and regulations of the Erwin Utilities Authority.

Estill Springs, Tennessee

Franklin County

Year Submitted: 2022

Estill Springs

ORDINANCE 227 AMENDMENT

AN AMENDMENT OF ORDINANCE 227, METERED MONTHLY WATER RATES OF BOTH INSIDE AND OUTSIDE WATER CUSTOMERS.

BE IT ORDAINED by the Board of Mayor and Aldermen of the Town of Estill Springs, Tennessee, as follows:

TITLE THIRTEEN – UTILITIES AND SERVICES

CHAPTER 1 – WATER be amended as follows:

SECTION 13 – 115. Monthly rates or charges.

The monthly rates and/or charges for water before tax and penalty shall be as follows until the rates be changed by amendment or resolution:

INSIDE RATES PER USER

First	0 – 2,000 gallons at minimum bill of	\$10.00
Each additional	1,000 gallons	\$ 2.50

OUTSIDE RATES PER USER

First	0 – 2,000 gallons at minimum bill of	\$20.00
Each additional	1,000 gallons	\$ 5.00

BE IT ORDAINED by the Board of Mayor and Aldermen of the Town of Estill Springs, Tennessee, that this Amendment shall take effect after its final passage and will be included in the 2006-2007 Budget, the welfare of the Town of Estill Springs requiring it.

Passed first reading _____

Passed second reading _____

Mayor _____

ATTEST: _____
City Recorder

Etowah, Tennessee
McMinn County
Year Submitted: 2022



Phone: 423-263-9441
Fax: 423-263-9444
Toll Free 877-224-9441

1313 S. TN Ave
P O Box 927
Etowah, TN 37331

RESIDENTIAL WATER RATE

Inside City Class 22

Service Availability Charge	\$9.96		
First 1000 gallons per month	7.66	7.66	\$17.62
Next 1,000 gallons per month	7.66 per 1,000 gal.	7.66	\$25.28
Next 8,000 gallons per month	6.17 per 1,000 gal.	49.36	\$74.64
Next 40,000 gallons per month	8.42 per 1,000 gal.	336.80	\$411.44
Next 50,000 gallons per month	7.01 per 1,000 gal.	350.50	\$761.94
All over 100,000 gallons per month	3.57 per 1,000 gal.		

Outside City Class 01

Service Availability Charge	\$9.96		
First 1000 gallons per month	11.51	11.51	\$21.47
Next 1,000 gallons per month	11.51 per 1,000 gal.	11.51	\$32.98
Next 8,000 gallons per month	9.24 per 1,000 gal.	73.92	\$106.90
Next 40,000 gallons per month	12.62 per 1,000 gal.	504.80	\$611.70
Next 50,000 gallons per month	10.54 per 1,000 gal.	527.00	\$1,138.70
All over 100,000 gallons per month	3.57 per 1,000 gal.		

EFFECTIVE ON ALL METERS READ ON OR AFTER JUNE 29, 2021



Phone: 423-263-9441
Fax: 423-263-9444
Toll Free 877-224-9441

1313 S. TN Ave
P O Box 927
Etowah, TN 37331

SEWER RATES

INSIDE RATE

Class 22, 35, 50

0 - 2,000 gallons per month	\$17.64 Minimum
Next 998,000 gallons per month	7.57 per 1,000 gallons
All over 1,000,000 gallons per month	7.07 per 1,000 gallons

OUTSIDE RATE

Class 01, 14, 40

0 - 2,000 gallons per month	\$25.34 Minimum
Next 998,000 gallons per month	11.35 per 1,000 gallons
All over 1,000,000 gallons per month	10.58 per 1,000 gallons

FLAT RATE

Class 35 Inside Commercial

\$17.64 Flat Charge

Class 14 Special Outside Commercial

\$25.34 Minimum
\$54.26 Flat Charge

EFFECTIVE ON ALL METERS READ ON OR AFTER JUNE 29, 2021

Farragut, Tennessee
Know County
Year Submitted: 2020

**Schedule of Water and Sewer Rates of
First Utility District of Knox County, Tennessee**

Residential Water

First 1,500 gallons	\$11.82 Minimum Bill
1,501 gallons through 8,000 gallons	\$ 3.13 per 1,000 gallons
8,001 gallons through 20,000 gallons	\$ 3.88 per 1,000 gallons
Over 20,000 gallons	\$ 5.46 per 1,000 gallons

Commercial Water

First 1,500 gallons	\$ 9.01 Minimum Bill
1,501 gallons through 8,000 gallons	\$ 3.04 per 1,000 gallons
Over 8,000 gallons	\$ 3.28 per 1,000 gallons

Residential and Commercial, Seasonal or Irrigation Water – No Sewer Charges

First 1,500 gallons	\$ 9.29 Minimum Bill
1,501 gallons through 20,000 gallons	\$ 3.88 per 1,000 gallons
Over 20,000 gallons	\$ 5.46 per 1,000 gallons

Water Service to other Utility Districts will be at contracted rates.

CONNECTION FEE

A connection fee of \$35.00 shall be charged to all customers when they apply for service. An additional service fee of \$30.00 will be charged if service is to be turned on after 3:30 p.m. on the same day of sign-up. Charge for Water Spigot shall be \$23.00.

Meter Tap Fees

5/8" X 3/4" Meter	\$ 850.00 plus cost of road crossing
1" Meter	\$1,700.00 plus cost of road crossing
1 1/2" Meter	\$3,400.00 plus cost of road crossing
2" Meter	\$5,440.00 plus cost of road crossing
3" Meter	\$10,200.00 plus cost of road crossing
4" Meter	\$17,000.00 plus cost of road crossing
6" Meter	\$34,000.00 plus cost of road crossing
4" Fire Line Tap	\$ 3,000.00 plus cost of road crossing
6" Fire Line Tap	\$ 5,000.00 plus cost of road crossing
8" Fire Line Tap	\$ 6,000.00 plus cost of road crossing

A meter check fee of \$35.00 will be charged when a customer requests a check on the accuracy of the meter and the meter is found to be accurate.

A water consumption audit fee of \$35.00 will be charged when a customer requests more than two audits in a twelve month period.

Net bill will apply if paid on or before date due shown on bill rendered. The gross, ten percent (10%) higher will apply if paid at a later date.

A \$30.00 service charge will be applied to all checks returned because of insufficient funds or a closed account.

Fire sprinkler service connections with no water use shall be billed annually at the rate of eight (.08) cents per month per head. All sprinkler charges shall be billed to the owners of the buildings rather than the tenants.

A charge of \$27.50 per month per fire hydrant will be assessed to all customers with hydrants on private property. This billing shall be done annually.

If bills are not paid within ten (10) days of the due date, service is subject to disconnection without further notice. Before service is restored, the total past due bill and the \$25.00 reconnection charge must be paid. An additional fee of \$30.00 will be charged when the turn-on is made after regular working hours.

If the District discontinues water service for non-payment of a billing or any other reason, and the water is turned on without authority of the District, the District shall have the right to discontinue service, remove, or lock up the meter and charge a \$25.00 reconnection charge.

A trip fee of \$25.00 will be charged to an account when a lock has been cut from a meter that has been turned off and locked by the District. The account will also be charged \$10.00 to replace the lock.

Reconnection charges of \$25.00 shall be charged when the District reconnects or discontinues service for temporary repairs, and for other purposes for the customer's exclusive benefit.

THEFT OF SERVICE AND TAMPERING

Tampering with District equipment or stealing service will be grounds for discontinuance of District service. The customer will be subject to a violation payment as well as service charges, labor and replacement parts as detailed by the district.

Residential – First Offense

- a) Will be billed an average bill amount, based on three months' usage, for the number of months with a zero read plus any damages; or
- b) Will be billed for 7,000 gallons at the current rate, plus any damages if three months' usage is unavailable

Residential – Second Offense

- a) Will be billed an average bill amount, based on the three months' usage, for the number of months with a zero read, plus any damages; and
- b) \$250.00 tampered meter fee

Contractor

- a) Will be billed for 7,000 gallons at the current rate, plus any damages; and
- b) \$250.00 tampered meter fee

Fire Hydrant

- a) \$250.00 tampered meter fee plus any damages

Service may be suspended until all fees are paid.

BACKFLOW PREVENTION DEVICES

Backflow prevention devices will be tested and inspected annually as required by Tennessee State law. All backflow prevention devices shall be tested by a First Utility District representative. The District will charge a \$50.00 fee per device tested.

Residential Sewer	
First 1,500 gallons	\$21.55 Minimum Bill
1,501 gallons through 12,000 gallons	\$ 4.93 per 1,000 gallons
Over 12,000 gallons	No Charge

The maximum bill for residential wastewater service will be \$73.31 per month.

Commercial Sewer	
First 1,500 gallons	\$26.67 Minimum Bill
Over 1,501 gallons	\$ 4.93 per 1,000 gallons

Commercial and Industrial users have no maximum bill.

CONNECTION FEES

- (1) Existing residential and commercial water customers who are located within 200 feet of a sewer line installed by the District or others, will be assessed a permit and inspection fee of \$50.00 when application for service is made. Billing of sewer charges, based upon water usage, will begin upon sewer line availability in accordance with T.C.A 7-35-201, whether or not an actual connection is made at that time.
- (2) A sewer connection fee of \$1,000.00, plus the cost of a road crossing, if applicable, will be assessed on each connection to the sewer system served by a 5/8" x 3/4" meter.

The sewer connection fee for customers served by a larger water meter shall be:

1" Meter	\$2,000.00 plus cost of road crossing
1 ½" Meter	\$4,000.00 plus cost of road crossing
2" Meter	\$6,400.00 plus cost of road crossing
3" Meter	\$12,000.00 plus cost of road crossing
4" Meter	\$20,000.00 plus cost of road crossing

- (3) Existing residential and commercial customers who are located greater than 200 feet from sewer lines installed by the District or by others will not be assessed usage charges as permitted under T. C. A. 7-35-201, but will be assessed a sewer connection fee in accordance with item 2 above, plus the cost of a road crossing, if applicable, when a connection is made.

The above fees are due at the time water or sewer service is requested.

All Residential customers who have wastewater service provided by a grinder pump system maintained by First Utility District will pay a \$9.00 monthly fee in addition to the regular sewer bill at the rates then in effect. The Maximum Bill for

these customers will also be \$9.00 per month higher than the regular Maximum Bill.

All Commercial customers who have wastewater service provided by a grinder pump system maintained by First Utility District, will, at all times, be charged a 10% higher rate than the current rate in effect on any billing date for wastewater services provided in any other manner than through a grinder pump system. Commercial customers have no maximum bill.

Request for inspection of work not completed or otherwise not meeting District requirements and which result in additional trips to the work site by the District shall be paid at a rate of \$50.00 per trip. Any person who shall continue any violation beyond the time limit stated in any notice of violation shall be disconnected from the District sewer system and from the District water distribution system and remain disconnected until violations cease, and a reconnection charge of \$1,000.00 will be charged.

The permit and inspection fee will be doubled for installing and backfilling a building's sewer lines before obtaining a permit for connection or not having work inspected by the District and the expense of exposing the lines will be borne by the builder or owner.

TEN MILE DRAINAGE BASIN WHOLESALE WASTEWATER TREATMENT RATE

The wholesale rate charged for wastewater delivered to the District in the Ten Mile Drainage Basin under contracts with other governmental entities shall be \$4.37 per thousand gallons.

MULTIPLE WATER / SEWER SERVICE

No customer shall supply water/sewer service to more than one (1) dwelling unit or business unit receiving water/sewer service from a single service line and meter without first obtaining written permission from the District.

The billing for water and sewer services shall be to the customer in whose name the service is supplied through the single meter service and will be for the amount delivered.

Where the District allows more than one (1) dwelling to be served through a single meter greater than 5/8" x 3/4" and more than one (1) business unit to be served through a single meter greater than 5/8" x 3/4", the amount of water used by all the dwelling units and business units served through a single service line and meter shall be allocated to each separate dwelling unit or business unit thus served by dividing the amount of water so used by the number of dwelling units or business units served. The water/sewer charge for each such dwelling unit or business unit thus served shall be computed just as if each such dwelling unit or business unit had received through a separately metered service the amount of water so allocated to it, such computation to be made at the District's applicable water/sewer rates, including the provisions as to minimum bills. The separate charges for each dwelling unit or business unit served through a single service line and meter shall then be added together, and the sum thereof, shall be billed to the customer in whose name the service is supplied.

Charges for usage through a 5/8" x 3/4" meter will be at standard rates, without regard to the number of units served.

NORTH 40 SEWER CAPACITY RESERVATION FEE

First Utility District of Knox County (FUD) will charge a capacity reservation fee to provide wastewater service to develop properties north of Interstate 40. The fee will be for lots located in the North 40 Corridor (map on file). The fee will become immediately effective for new development approved after March 2017, and the fee shall be applicable to any residential or commercial project. The reservation fee shall not be applicable for new services inside the development area approved prior to March 2017. The reservation fee shall be comprised of a base fee of \$750 plus a proportional fee calculated at \$2.00 per gallon/day times the consumption rate provided in Table 1 below. For developments types not specifically identified in the table, FUD will assign consumption rates based on similar facilities and/or TDEC Design Criteria for Sewage Works.

The capacity reservation fee shall be due and payable prior to FUD assuming ownership of the infrastructure and providing Water & Sewer service. Changes to the development after Plans Approval shall cause a recalculation and reassessment of the reservation fee.

Table 1

Development Type	Demand
Residential, Single Family Home	225 gallons per day
Residential, Multi-Family/ Apartment (per unit)	120 gallons per day
Hotel (per unit)	100 gallons per day
Commercial	TDEC Design Criteria for Sewage Works and/or documentation from similar facility

Sample Fee Calculation:

1. Subdivision with 25 homes: $25 \text{ homes} \times (\$750.00 + \$2.00/\text{gpd} \times 225 \text{ gpd/home}) = \$30,000.00$
2. Apartment Complex with 100 units: $100 \text{ units} \times (\$750.00 + \$2.00/\text{gpd} \times 120 \text{ gpd/unit}) = \$99,000.00$
3. Grocery Store at 5,000/gpd: $(\$750.00 + \$2.00/\text{gpd} \times 5,000/\text{gpd}) = \$10,750.00$

TENNESSEE DEPARTMENT OF ENVIRONMENT AND CONSERVATION FEES

The Tennessee Department of Environment and Conservation Facility Maintenance Fees and Environmental Protection Fund Fees shall be passed on to First Utility District of Knox County customers on a pro-rata basis.

Fayetteville, Tennessee

Lincoln County

Year Submitted: 2022

**FAYETTEVILLE PUBLIC UTILITIES WATER
AND SEWER RATES**

*Effective
July 1,
2022*

WATER RATES (per 1,000 gallons)

INSIDE

Residential, Housing Authority & Apts.

First 748 gallons min.	12.410
All over 748 gallons	7.045

Commercial

First 748 gallons min.	13.640
Next 6,732 gallons	7.781
All over 7,480 gallons	5.668

Industrial

First 748 gallons min.	13.030
Next 6,732 gallons	7.406
All over 7,480 gallons	5.588

Frito Lay

First 748 gallons min.	13.640
Next 6,732 gallons	7.781
Next 890,120 gallons	6.203
All over 897,600 gallons	4.144

OUTSIDE

Residential & Apts.

First 748 gallons min.	14.940
All over 748 gallons	8.463

Commercial

First 748 gallons min.	16.420
Next 6,732 gallons	9.358
All over 7,480 gallons	6.872

Utilities w/Contracts

First 748 gallons min.	12.930
Next 6,732 gallons	7.273
All over 7,480 gallons	5.455

Utilities w/o Contracts

First 748 gallons min.	13.230
Next 6,732 gallons	7.674
All over 7,480 gallons	5.856

**FAYETTEVILLE PUBLIC UTILITIES WATER
AND SEWER RATES**

*Effective
July 1,
2022*

SEWER RATES (per 1,000 gallons)

INSIDE

Residential, Housing Authority & Apts.

First 748 gallons min. 18.870

All over 748 gallons 10.709

Commercial

First 748 gallons min. 21.480

All over 748 gallons 12.193

Industrial

First 748 gallons min. 21.480

All over 748 gallons 12.193

OUTSIDE

Residential & Apts.

First 748 gallons min. 21.690

All over 748 gallons 12.326

Franklin, Tennessee
Williamson County
Year Submitted: 2020

WATER				
Effective Jan. 1-2020 (Ordinance 2018-47)				
	First 1,000 gallons	Next 9,000 gallons	Next 15,000 gallons	All additional Usage
Sewer service charges apply if available for all water thru this metered delivery point.	MINIMUM BILL			
Residential - Inside City	\$13.36	\$5.18	\$6.11	\$7.04
Residential - Outside City	\$15.80	\$7.90	\$8.48	\$9.06
Commercial - Inside City	\$19.99	\$5.16	\$6.09	\$7.02
Commercial - Outside City	\$23.71	\$7.82	\$8.40	\$8.98

WATER - IRRIGATION (separately metered delivery)				
Effective Jan. 1-2020 (Ordinance 2018-47)				
	First 1,000 gallons	Next 9,000 gallons	Next 15,000 gallons	All additional Usage
Sewer service charges do not apply to separately metered IRRIGATION meters.	MINIMUM BILL			
Residential - Inside City	\$19.99	\$5.16	\$6.09	\$7.02
Residential - Outside City	\$23.71	\$7.82	\$8.40	\$8.98
Commercial - Inside City	\$19.99	\$5.16	\$6.09	\$7.02
Commercial - Outside City	\$23.71	\$7.82	\$8.40	\$8.98

WATER - RECLAIMED (separately metered delivery)			
LIMITED AVAILABILITY - INSIDE CITY	MINIMUM BILL		
Sewer service charges do not apply to separately metered RECLAIMED meters.	(1,000 gallons)	Each 1,000 gallons	
Residential - Inside City	\$0.97	\$0.97	
Commercial - Inside City	\$0.97	\$0.97	

SOLID WASTE			
July 1-2016 (Ordinance 2016 -014)			
	One container with pickup weekly	Each additional container	Tax Relief
Service is provided inside the city only (all water districts); Resid is once/week pickup			
Residential - Inside City	\$19.00	\$7.50	\$0.00
Commercial - Inside City	\$30.00	Rollout @ 1 time/week pickup	
Fees for Commercial Service determined by type of container & frequency of pickup - contact Cust Svc or Solid Waste			

SEWER			
Effective Jan. 1-2020 (Ordinance 2018-47)			
	First 1,000 gallons	Next 14,000 gallons	Over 15,000 gallons
Charges are based on delivered gallons of metered water. Water thru a separate Irrigation meter do not incur sewer charge.	MINIMUM BILL		
Residential - Inside City	\$18.87	\$6.27	\$5.48
Residential - Outside City	\$23.95	\$9.66	\$8.51
Commercial - Inside City	\$44.30	\$6.82	\$5.83
Commercial - Outside City	\$47.78	\$10.49	\$8.60

METERED SEWER (water by other water districts)			
Effective Jan. 1-2020 (Ordinance 2018-47)			
	First 1,000 gallons	Next 14,000 gallons	Over 15,000 gallons
Charges are based on delivered gallons of metered water. Water thru a separate Irrigation meter do not incur sewer charge.	MINIMUM BILL		
Residential - Inside City	\$18.87	\$6.27	\$5.48
Residential - Outside City	\$23.95	\$9.66	\$8.51
Commercial - Inside City	\$44.30	\$6.82	\$5.83
Commercial - Outside City	\$47.78	\$10.49	\$8.60

HARPETH WASTEWATER COOPERATIVE			
Effective Nov 2013			
	MINIMUM BILL	CUSTOMER CHARGE	Each 1,000 gallons
Charges are based on delivered gallons of metered water. Water thru a separate irrigaton meter do not incur sewer charge.			
Residential - Outside City	\$0.00	\$30.00	\$6.37
Commercial - Outside City	\$0.00	\$30.00	\$7.86
Walnut Grove	\$0.00	\$30.00	\$7.86

STORMWATER				
Applies to all properties inside the city limits of Franklin				
	SMALL (<3,350 ft ²)	LARGE (>3,350 ft ²)	Designated Rate	ERU (3,350 ft ²)
Service is provided inside the city only (all water districts)				
Residential - Inside City	\$2.74	\$4.38	NA	NA
Duplexes/Trailers (not codified)	NA	NA	\$2.74	NA
Apts/Condos (not codified)	NA	NA	\$2.74	NA
Commercial - Inside City (per ERU)	NA	NA	NA	\$3.65

Friendship, Tennessee
Crockett County
Year Submitted: 2020

PTG = PER THOUSAND GALLONS

**WATER RATES
BILLED MONTHLY**

	Apr-91	Aug-97	Jul-00	Jul-02	Dec-03	Oct-06	May-10	Aug-12
ALL CUSTOMERS								
FIRST 3,000 GALLONS	\$15.00	\$15.00	\$15.00	\$17.50	\$17.50	\$17.50	\$19.50	\$19.50
3,001-7,000 GALLONS	\$2.00 PTG	\$2.50	\$2.75	\$3.00	\$3.50	\$4.00	\$4.00	\$5.00
7,001 AND UP	\$1.00 PTG							

**CITY OF FRIENDSHIP
UTILITY RATES**

	Aug-13	Feb-14	Feb-15
ALL CUSTOMERS			
FIRST 3,000 GALLONS	\$21.00	\$22.50	\$24.00
OVER 3,000 (30) PTG:	\$5.00	\$6.00	\$7.00

PTG = PER THOUSAND GALLONS

**CITY OF FRIENDSHIP
UTILITY RATES**

SEWER RATES

BILLED MONTHLY

	Jul-91	Aug-97	Jul-02	Dec-03	Oct-06	May-10	Jun-11	Aug-12	Jul-13
RESIDENTIAL						ALL	RES		
FIRST 3,000 GALLONS	\$15 MIN	\$15	\$17.50	\$17.50	\$17.50	\$19.50	\$19.50	\$19.50	\$19.50
3,001-6,000 GALLONS	\$2.00 PTG	\$2.50	\$3.00	\$3.50	\$4.00	\$4.00	\$4.00	\$5.00	\$5.00
6,000-9,000 GALLONS	\$1.00 PTG								
	\$25 MAX	MAX \$25	MAX \$25	MAX \$25	MAX \$25	MAX \$25	MAX \$25	MAX \$25	MAX \$25
COMMERCIAL					ALL				
FIRST 3,000 GALLONS	\$25 MIN	\$25 MIN	\$25 MIN	\$25 MIN	\$25 MIN	\$19.50	\$19.50	\$19.50	\$19.50
3,001-7,000 GALLONS	\$2.00 PTG	\$3.00	\$3.00	\$3.50	\$4.00	\$4.00	\$4.00	\$5.00	\$5.00
7,001-9,000 GALLONS	\$1.00 PTG								
	NO MAX	NO MAX	NO MAX	NO MAX	NO MAX	NO MAX	NO MAX	NO MAX	NO MAX

NOTE:

ASK EACH TIME

RATES CHANGE IF

MAX CHARGE CHANGES

USUALLY ON OR ABOUT

COST OF 7,000 GAL

	Aug-13	Feb-14	Feb-15
RESIDENTIAL			
FIRST 3,000 GALLONS	\$21.00	\$22.50	\$24.00
OVER 3,000 (30) PTG:	\$5.00	\$6.00	\$7.00
MAX CHARGE	\$39.50	\$46.50	\$52.00
COMMERCIAL			
FIRST 3,000 GALLONS	\$21.00	\$22.50	\$24.00
OVER 3,000 (30) PTG:	\$5.00	\$6.00	\$7.00
MAX CHARGE	NO MAX	NO MAX	NO MAX



Allen & Hoshall

1661 International Drive, Suite 100
Memphis, Tennessee 38120
Office 901.820.0820
Fax 901.683.1001
www.allenhoshall.com

February 21, 2020

FRIENDSHIP WATER AND WASTEWATER
PO BOX 265
FRIENDSHIP, TN 38034

Subject: 2020 Tennessee Municipal League – Water and Sewer Rate Comparison

Dear Friends,

At the 2019 TML Meeting, we received numerous requests to prepare a new water and sewer rate comparison for Tennessee municipalities. We are pleased to announce that Allen & Hoshall will have a new rate study ready for the 2020 TML meeting in Chattanooga!

..... but we need your help

Please send us a copy of your current water and sewer rate schedule(s) using the enclosed envelope or via email to rates2020@allenhoshall.com. We kindly request that you send us your rates no later than March 31, 2020.

Thank you in advance for providing this information. Please visit our Booth at the TML meeting to pick up your copy of the survey.

Also, please stop by and pick up a free TML Tee Shirt, which Allen & Hoshall is pleased to distribute at each annual meeting.

Sincerely,

Allen & Hoshall

Harry J. Pratt, PE
President

Friendsville, Tennessee
Blount County
Year Submitted: 2020



Connect Fees

Non- Refundable Connection Fee)	\$ 50.00
---------------------------------	----------

Tap Fees

¾" Short Tap Fee	\$1,500.00
1" Long Tap Fee	\$2,500.00

Miscellaneous Fees

Cut-Off Fee (non-payment)	\$ 75.00
Returned Check Fee	\$ 30.00
Backflow Tests	\$ 45.00
Late Fee on Water Bills	10% of water bill

Water Rates

Water Rate 1 – ¾" meter

\$24.72 for 0-2000 gal (minimum bill)
 \$ 8.47 per 1000 gal above minimum

1" Meter

\$39.99 for 0-2000 gal (minimum bill)
 \$8.85 per 1000 gal above minimum

4" Meter

\$93.27 for 0-2000 gal (minimum bill)
 \$8.85 per 1000 gal above minimum

Water Rate 2 – ¾" meter

\$28.99 for 0-2000 gal (minimum bill)
 \$8.85 per 1000 gal above minimum

2" Meter

\$46.61 for 0-2000 gal (minimum bill)
 \$ 8.85 per 1000 gal above minimum

6" Meter

\$139.87 for 0-2000 gal (minimum bill)
 \$8.85 per 1000 gal above minimum

Gainsboro, Tennessee
Jackson County
Year Submitted: 2020

ORDINANCE NO. 2019-06-01

WHEREAS, THE Mayor and Board of Alderman of the Town of Gainesboro, Tennessee deem it necessary to restructure the town's water rate schedule to meet the financial obligations of the Water and Sewer System.

BE IT ORDAINED by the Mayor and Board of Alderman of the Town of Gainesboro that the following water rate schedules be adopted and shall go into effect on the August 1, 2019 billings, the public welfare requiring it.

INSIDE TOWN

Residential, Commercial, and Industrial (per 1,000 gallons)

First	2,000 gallons (minimum)	20.45
Next	500 gallons	9.46
Next	500 gallons	8.72
Next	7,000 gallons	7.75
Next	10,000 gallons	6.75
Next	10,000 gallons	5.75
All over	30,000 gallons	4.98

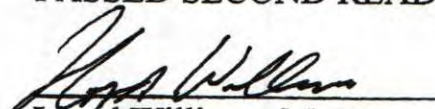
OUTSIDE TOWN

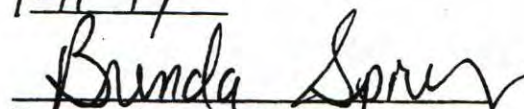
Residential, Commercial, and Industrial (per 1,000 gallons)

First	2,000 gallons	25.16
Next	500 gallons	14.11
Next	500 gallons	13.08
Next	7,000 gallons	9.12
Next	10,000 gallons	7.78
Next	10,000 gallons	6.30
All over	30,000 gallons	5.55
Jackson County Utility District		4.38

PASSED FIRST READING 6-6-19

PASSED SECOND READING 7-11-19


Lloyd Williams, Mayor


Brenda Spivey, Town Recorder

Gallatin, Tennessee
Sumner County
Year Submitted: 2022

Water Rate - Inside City Rate		
First 250 Cubic Feet	\$11.92	Minimum Bill
Over 250 Cubic Feet	\$3.25	Per 100 Cubic Feet
Water Rate - Outside City Rate		
First 250 Cubic Feet	\$17.80	Minimum Bill
Over 250 Cubic Feet	\$4.88	Per 100 Cubic Feet
Sewer Rate - Inside City Rate		
First 250 Cubic Feet	\$11.92	Minimum Bill
Over 250 Cubic Feet	\$3.25	Per 100 Cubic Feet
Sewer Rate - Outside City Rate		
First 250 Cubic Feet	\$17.80	Minimum Bill
Over 250 Cubic Feet	\$4.88	Per 100 Cubic Feet

Gallaway, Tennessee

Fayette County

Year Submitted: 2020



Allen&Hoshall

1661 International Drive, Suite 100
Memphis, Tennessee 38120
Office 901.820.0820
Fax 901.683.1001
www.allenhoshall.com

April 10, 2020

GALLAWAY WATER SYSTEM
333 OLD BROWNSVILLE ROAD
GALLAWAY, TN 38036

Subject: 2020 Water and Sewer Rate Comparison

Dear Friends,

We know that in these extraordinary times, you undoubtedly have many important tasks on your agenda.

Allen & Hoshall is still planning to publish a water and sewer rate comparison, and we hope the annual TML meeting will occur as planned.

We have received many responses to our recent request to submit your current water and sewer rate schedule(s). There is still time if you would like to be included in the upcoming comparison.

If you have not done so already, please send us a copy of your current water and sewer rate schedule(s) via email to rates2020@allenhoshall.com or a hardcopy to:

Allen & Hoshall, Inc.
Attn: Rates2020
1661 International Drive, Suite 100
Memphis, TN 38120

We kindly request that you send your rates no later than April 30, 2020.

Thank you in advance for providing this information.

Be safe and healthy!

Sincerely,

Allen & Hoshall

Harry J. Pratt, PE
President

ORDINANCE NO. 21-2014

AN ORDINANCE OF THE TOWN OF GALLAWAY, TENNESSEE, RELATING TO WATER LEAK ADJUSTMENTS AND AMENDING SECTION 1 OF CITY ORDINANCE NO. 8-2013.

WHEREAS, the City of Gallaway, Tennessee, owns and operates a municipal water and sewer system for the convenience, health and safety of the community; and

WHEREAS, the Gallaway Board of Commissioners has enacted City Ordinance No. 8-2013 entitled "An Ordinance to Establish a Schedule of Rates and Fees for Water, Sewer, Solid Waste, and Natural Gas for the City of Gallaway; and

WHEREAS, the Board of Commissioners has determined it to be in the public interest to develop a uniform policy for the adjustment of a customer's water and sewer bill due to leaks occurring on the customer's plumbing; and

NOW, THEREFORE, BE IT ORDAINED BY THE BOARD OF COMMISSIONERS OF THE CITY OF GALLAWAY, TENNESSEE, AS FOLLOWS:

1. Section 1 of City Ordinance No. 8-2013 Amended. Section 1 of City Ordinance No. 8-2013 and its subsequent amendment by Ordinance No. 14-2014, are hereby amended in its entirety to read as follows:

SECTION 1. The following rates for water and sewer customers of the City of Gallaway, Tennessee:

Residential Water Rates inside Corporate Limits

First 3,000 Gallons	\$ 20.25
Next 2,000 Gallons	\$ 6.75 per 1,000 Gallons
Over 5,000 Gallons	\$ 7.00 per 1,000 Gallons

Residential Water Rates outside Corporate Limits

First 3,000 Gallons	\$ 21.00
Next 2,000 Gallons	\$ 7.00 per 1,000 Gallons
Over 5,000 Gallons	\$ 7.25 per 1,000 Gallons

Commercial Water Rates inside Corporate Limits

First 3,000 Gallons	\$ 22.50
Next 2,000 Gallons	\$ 7.50 per 1,000 Gallons
Over 5,000 Gallons	\$ 7.75 per 1,000 Gallons

Commercial Water Rates outside Corporate Limits

First 3,000 Gallons	\$ 22.50 ✓
Next 2,000 Gallons	\$ 7.50 per 1,000 Gallons
Over 5,000 Gallons	\$ 7.75 per 1,000 Gallons

Industrial Water Rates inside Corporate Limits

First 3,000 Gallons	\$ 22.50
Next 2,000 Gallons	\$ 7.50 per 1,000 Gallons
Over 5,000 Gallons	\$ 7.75 per 1,000 Gallons

Industrial Water Rates outside Corporate Limits

First 3,000 Gallons	\$ 24.75
Next 2,000 Gallons	\$ 8.25 per 1,000 Gallons

Over 5,000 Gallons \$ 8.50 per 1,000 Gallons

Residential Sewer Rates inside Corporate Limits

First 3,000 Gallons \$ 20.47
 Next 2,000 Gallons \$ 6.97 per 1,000 Gallons
 Over 5,000 Gallons \$ 7.27 per 1,000 Gallons

Commercial Sewer Rates inside Corporate Limits

First 3,000 Gallons \$ 22.80
 Next 2,000 Gallons \$ 7.80 per 1,000 Gallons
 Over 5,000 Gallons \$ 8.05 per 1,000 Gallons

Industrial Sewer Rates outside Corporate Limits

First 3,000 Gallons \$ 25.13
 Next 2,000 Gallons \$ 8.18 per 1,000 Gallons
 Over 5,000 Gallons to 250,000 Gallons \$ 8.38 per 1,000 Gallons
 Over 250,000 Gallons \$ 8.43 per 1,000 Gallons

Adjustments for water usage substantially greater than sewer usage. It is assumed that water usage per gallon is also sewage outflow and treatment per gallon. Entities in which water usage is substantially greater than sewage usage may request an adjustment from the Board of Commissioners of some applicable costs of sewer. Entities requesting this adjustment must show the sewer outflow is substantially less than water usage, and provide the following, but not limited to: type of business, number of employees, number of water and sewer plumbing connections in facility, and percentage of water usage not processed in wastewater system. All requests shall be reviewed by Board of Commissioners on an individual basis for approval and/or additional guidelines or requirements. Upon review, the Board may consider the following for adjustment: Set rate of Commercial - \$100.00, Industrial - \$200; percentage of water usage as the sewer rate; or may require that a separate meter be installed that precisely measures sewer outflow. The Board of Commissioners will consider all adjustment requests on a case by case basis.

Swimming pool adjustment. Each resident will be provided one adjustment each fiscal year for the filling of pools based on pool capacity, for sewer usage. Request for adjustment must be submitted in writing reflecting pool capacity in gallons. All swimming pool adjustments must be approved by the Board of Commissioners.

Leak Adjustment.

A. The customer retains control over the use of water on the customer's premises, and as such, the customer is responsible for all the water passing through the meter, including water which may be lost or wasted through leaking pipes or fixtures on the premises. No adjustment to water and/or sewer charges shall be made for leaks that occur within the internal plumbing of a building. For the purposes of this Ordinance, "internal plumbing of a building" shall mean plumbing within the outer walls of the building, including finished basements suitable for living area but not including crawl spaces. A reduction to water and/or sewer charges for the excess water used may be allowed for leaks that occur not within the internal plumbing of a building under the following conditions:

- (1) the water leak adjustment shall not exceed a thirty (30) day period;
- (2) the customer can demonstrate that the occurrence of the leak was not due to negligence;

- (3) the customer can demonstrate that they made a diligent effort to repair the leak within forty-eight (48) hours of discovery; and
- (4) the request for a water leak adjustment is filed on forms provided by the City within sixty (60) days of the repair of the leak.

B. Upon verification of the leak being repaired, the Board of Commissioners may authorize a credit to the customer's account as follows:

(1) Sewer Charges. Leak adjustments to sewer charges are calculated to be equivalent to the difference between the billed sewer usage and the average monthly sewer usage during the three (3) months immediately preceding occurrence of the leak; except that in no event shall any leak adjustment made to a sewer charge exceed one hundred dollars (\$100.00).


(2) Water Charges. Leak adjustments to water charges are calculated to be equivalent to the difference between the billed water usage and the average monthly water usage during the three (3) months immediately preceding occurrence of the leak; except that in no event shall any leak adjustment made to a water charge exceed one hundred dollars (\$100.00).

C. Leak adjustments shall be limited to one per two-year period for an account.


2. **Repealer.** All ordinances and parts of ordinances found to be inconsistent with the provisions of this ordinance are hereby repealed to the extent of such inconsistency.

3. **Effective date.** This ordinance shall be in full force and effect from and after its date of enactment by the Gallaway Board of Commissioners.

PASSED AND APPROVED THIS 25th DAY OF November, 2014 BY A ROLL CALL VOTE OF THE GALLAWAY BOARD OF COMMISSIONERS.


DENNIS TIMBES, MAYOR OF GALLAWAY

ATTEST:


Angela Leifer, City Recorder

ORDINANCE NUMBER 8-2013

**AN ORDINANCE TO ESTABLISH A SCHEDULE OF RATES AND FEES FOR
WATER, SEWER, SOLID WASTE, AND NATURAL GAS FOR THE CITY OF
GALLAWAY, TENNESSEE**

WHEREAS, Gallaway Municipal Code, Sections 18-112, 18-205, and 19-223 require the Board of Commissioners to establish rates and fees for utility services;

**THEREFORE, BE IT ORDAINED BY THE BOARD OF COMMISSIONERS OF
THE CITY OF GALLAWAY, TENNESSEE AS FOLLOWS:**

**SECTION 1. The following rates for water and sewer customers of the City of
Gallaway, Tennessee:**

Residential Water Rates inside Corporate Limits

First 3,000 Gallons	\$ 20.25
Next 2,000 Gallons	\$ 6.75 per 1,000 Gallons
Over 5,000 Gallons	\$ 7.00 per 1,000 Gallons

Residential Water Rates outside Corporate Limits

First 3,000 Gallons	\$ 21.00
Next 2,000 Gallons	\$ 7.00 per 1,000 Gallons
Over 5,000 Gallons	\$ 7.25 per 1,000 Gallons

Commercial Water Rates inside Corporate Limits

First 3,000 Gallons	\$ 22.50
Next 2,000 Gallons	\$ 7.50 per 1,000 Gallons
Over 5,000 Gallons	\$ 7.75 per 1,000 Gallons

Commercial Water Rates outside Corporate Limits

First 3,000 Gallons	\$ 22.50
Next 2,000 Gallons	\$ 7.50 per 1,000 Gallons
Over 5,000 Gallons	\$ 7.75 per 1,000 Gallons

Industrial Water Rates inside Corporate Limits

First 3,000 Gallons	\$ 22.50
Next 2,000 Gallons	\$ 7.50 per 1,000 Gallons
Over 5,000 Gallons	\$ 7.75 per 1,000 Gallons

Industrial Water Rates outside Corporate Limits

First 3,000 Gallons	\$ 24.75
Next 2,000 Gallons	\$ 8.25 per 1,000 Gallons
Over 5,000 Gallons	\$ 8.50 per 1,000 Gallons

AMENDED BY: Ord 41-2016

DATE: 08/11/2016

AMENDED BY: Ord 9-2013

DATE: 06/13/2013

AMENDED BY: Ord 17-2014

DATE: 07/12/2014

Amended:
Ordinance 14-2014
Ordinance 21-2014

Residential Sewer Rates inside Corporate Limits

First 3,000 Gallons	\$ 20.47
Next 2,000 Gallons	\$ 6.97 per 1,000 Gallons
Over 5,000 Gallons	\$ 7.27 per 1,000 Gallons

Commercial Sewer Rates inside Corporate Limits

First 3,000 Gallons	\$ 22.80
Next 2,000 Gallons	\$ 7.80 per 1,000 Gallons
Over 5,000 Gallons	\$ 8.05 per 1,000 Gallons

Industrial Sewer Rates inside Corporate Limits

First 3,000 Gallons	\$ 20.25
Next 2,000 Gallons	\$ 7.80 per 1,000 Gallons
Over 5,000 to 250,000 Gallons	\$ 8.05 per 1,000 Gallons
Over 250,000 Gallons	\$ 8.30 per 1,000 Gallons

Changed Rate

It is assumed that water usage per gallon is also sewage outflow and treatment per gallon. Entities in which water usage is substantially greater than sewage usage may request an adjustment from the Board of Commissioners of some applicable costs of sewer. Entities requesting this adjustment must show the sewer outflow is substantially less than water usage, and provide the following, but not limited to: type of business, number of employees, number of water and sewer plumbing connections in facility, and percentage of water usage not processed in wastewater system. All requests shall be reviewed by Board of Commissioners on an individual basis for approval and/or additional guidelines or requirements. Upon review, the Board may consider the following for adjustment: Set rate of Commercial - \$100.00, Industrial - \$200; percentage of water usage as the sewer rate; or may require that a separate meter be installed that precisely measures sewer outflow. The Board of Commissioners will consider all adjustment requests on a case by case basis.

Each resident will be provided one adjustment each fiscal year for the filling of pools based on pool capacity, for both water and sewer usage. Request for adjustment must be submitted in writing reflecting pool capacity in gallons.

Each resident will be provided one adjustment each fiscal year for leaks on customer side if repaired within 7 days, and sufficient proof of repair is provided to utility department. Adjustment will be based on the previous 3-month average usage, and must be requested in writing.

SECTION 2. The following cost of water installation for the customers of the City of Gallaway:

Residential/Commercial/Industrial Inside Corporate Limits	\$1,000 up to a 1" tap \$1,000 PLUS parts and labor for over a 1" tap
Residential/Commercial/Industrial Outside Corporate Limits	\$1,500 up to a 1" tap \$1,500 PLUS parts and labor for over a 1" tap
Boring by Commercial Company	Rates Charged by Company
Street Cut	\$500
Sidewalk Cut	\$150

SECTION 3. The following cost of sewer installation for the customers of the City of Gallaway:

Inside City Only	\$1,000
Street Cut	\$500
Sidewalk Cut	\$150
Boring by Commercial Company	Rates Charged by Company

SECTION 4. The following cost of connection for water and sewer customers of the City of Gallaway:

WATER

Reconnect Fee/Transfer of Service Fee	\$50
Residential Inside Corporate Limits	\$60
Residential Outside Corporate Limits	\$75
Commercial Inside Corporate Limits	\$125
Commercial Outside Corporate Limits	\$150
Industrial Inside Corporate Limits	\$225
Industrial Outside Corporate Limits	\$275

SEWER

Residential/Commercial Inside Corporate Limits	\$100
Industrial Inside Corporate Limits	\$200

SECTION 5. The cost of solid waste service will decrease to \$16.50 per each container and is required for all residential units.

14.70

SECTION 6. Natural gas customers shall have the following rate schedule:

Monthly Minimum	\$15.00
Charge per Therm/CCF	\$1.55 (\$.01550/Standard Cubic Feet)
Reconnect Fee/Transfer of Service Fee	\$50
Residential Connection Fee	\$100.00
Commercial Connection Fee	\$150.00
Industrial Connection Fee	\$225.00

Therm: Hundred Cubic Feet (CCF) units converted to energy units.

SECTION 7. To assure that the City of Gallaway recovers the purchase, transportation, storage cost, capacity reservation cost, and long term reservation costs of all natural gas injected into its distribution system for delivery to its sales and standby transportation customers, any increase in the cost of the above will result in automatic and immediate increase in the retail rates of an equal and like amount. The rate per Therm of natural gas set forth in Section One of this resolution shall be increased or by an amount hereinafter described which amount is called the "Purchase Gas Adjustment". The Purchase Gas Adjustment shall become effective in any billing cycle when there is an increase in the base cost of supply or an increase in the cost of either supply or transportation and will result in an automatic and immediate increase in the customer rates of an equal and a like amount for the billing cycle in which the increase occurred. If the total cost of supply to the City exceeds \$1.20 per Therm, then the additional gas expense will be added to the rate schedule for each customer for that month.

SECTION 8. The following cost of natural gas installation for the customers of the City of Gallaway:

Residential Inside Corporate Limits	\$1,000 up to a 1" tap \$1,000 PLUS parts and labor for over a 1" tap
Commercial/Industrial Inside Corporate Limits	\$1,500 up to a 1" tap \$1,500 PLUS parts and labor for over a 1" tap
Boring by Commercial Company	Rates Charged by Company
Street Cut	\$500
Sidewalk Cut	\$150

SECTION 9. A service charge of \$50 will be applicable to customer-initiated requests for service resulting in no issues with city lines, meters, other equipment, or readings. All service requests must be submitted to utility clerk in writing.

SECTION 10. Late penalties will be assessed in the amount of 12.5% of basic bill if not paid by the due date.


SECTION 11. All other resolutions, ordinances, and code sections which are inconsistent with the provisions of this ordinance are hereby repealed to the extent of such inconsistency.

SECTION 12. This Ordinance shall become effective after its caption is published in a newspaper of general circulation within the city following final passage.

PRESENTED AND GIVEN FIRST READING on March 14, 2013 at a regular meeting of the Board of Commissioners of the City of Gallaway, Tennessee; and


GIVEN SECOND READING, passed and adopted on April 11, 2013; being 3 ayes and 0 nays at a Regular meeting of the Board of Commissioners of the City of Gallaway, Tennessee.

SIGNED IN AUTHENTICATION of its passage April 11, 2013.



Dennis Timbes, Mayor

ATTEST:



Angela Leifer, City Recorder

ORDINANCE NUMBER 9-2013

AN ORDINANCE TO AMEND ORDINANCE 8-2013 A SCHEDULE OF RATES AND FEES FOR WATER, SEWER, SOLID WASTE, AND NATURAL GAS FOR THE CITY OF GALLAWAY, TENNESSEE

WHEREAS, Gallaway Municipal Code, Sections 18-112, 18-205, and 19-223 require the Board of Commissioners to establish rates and fees for utility services;

THEREFORE, BE IT ORDAINED BY THE BOARD OF COMMISSIONERS OF THE CITY OF GALLAWAY, TENNESSEE AS FOLLOWS:

SECTION 1: To amend Section 1 so that such section shall read as follows:

Industrial Sewer Rates inside Corporate City Limits

Industrial Sewer Rates inside Corporate Limits

First 3,000 Gallons	\$ 25.13
Next 2,000 Gallons	\$ 8.18 per 1,000 Gallons
Over 5,000 to 250,000 Gallons	\$ 8.38 per 1,000 Gallons
Over 250,000 Gallons	\$ 8.43 per 1,000 Gallons


Flat Commercial Rate Sewer for car wash within the Corporate Limits

Flat Rate	\$22.80
-----------	---------

PRESENTED AND GIVEN FIRST READING on May 9, 2013 at a regular meeting of the Board of Commissioners of the City of Gallaway, Tennessee; and

GIVEN SECOND READING, passed and adopted on June 13, 2013; being 3 ayes and 0 nays at a Regular meeting of the Board of Commissioners of the City of Gallaway, Tennessee.

SIGNED IN AUTHENTICATION of its passage June 13, 2013.



 Dennis Timbes, Mayor

ATTEST:



 Angela Leffer, City Recorder

Gatlinburg, Tennessee

Sevier County

Year Submitted: 2022



Allen&Hoshall

1661 International Drive, Suite 100
Memphis, Tennessee 38120
Office 901.820.0820
Fax 901.683.1001
www.allenhoshall.com

May 31, 2022

GATLINBURG UTILITIES
PO BOX 450
GATLINBURG, TN 37738

Subject: 2022 Water and Sewer Rate Comparison

Dear Friends,

We have received many responses to our recent request to submit your current water and sewer rate schedule(s). There is still time if you would like to be included in the upcoming comparison.

If you have not done so already, please send us a copy of your current water and sewer rate schedule(s) via email to rates@allenhoshall.com or a hardcopy to:

Allen & Hoshall, Inc.
Attn: Rates2022
1661 International Drive, Suite 100
Memphis, TN 38120

We kindly request that you send your rates no later than June 30, 2022.

Thank you in advance for providing this information.

Be safe and healthy!

Sincerely,

Allen & Hoshall

Harry J. Pratt, PE
President

20% increase

Water and Sewer Rates
Effective with Billing Due After 7/1/21

July 1, 2021

City of Gatlinburg Water & Sewer Rate Tables											
										effective for billing due after 7/1/21	
Rate Tables and Customer Utility Bills Consumption Expressed per 100 gallons											
(Note that GMC Rates Expressed in 1000 gallons)											
Ord. 2568 raised Swr Rates 20%											
Ord. 2569 raised Wtr Rates 20%											
Water - Within City Limits and											
@ or above 1750 ft above sea level											
Elevation Charge = \$.50/1000 Gal (\$.05/100 Gal)											
Water - Within City Limits					Water - Within City Limits						
Meter Size	Rate Table Taxed	0-2000 Gal		2000 + Gal		Rate Table Taxed	0-2000 Gal		2000 + Gal		
		Min Chg	Minimum Charge	Minimum Charge	\$3.88 per 1000 Gal		Minimum Charge	ElevChg +	Total Min	Minimum Charge	3.88/1000 Gal + .05/100 Elev
5/8-3/4"	T58 & M58	7.75	7.75	0.388/100		A58&AM5	7.75	.05/100	8.75	8.75	.438/100
1"	T1	19.86	19.86	0.388/100		A1&AM1	19.86	.05/100	20.86	20.86	.438/100
1.5-2"	T12	26.47	26.47	0.388/100		A12	26.47	.05/100	27.47	27.47	.438/100
3"	T3	39.72	39.72	0.388/100		A3	39.72	.05/100	40.72	40.72	.438/100
4"	T4	52.97	52.97	0.388/100		A4	52.97	.05/100	53.97	53.97	.438/100
6"	T6	79.44	79.44	0.388/100		A6	79.44	.05/100	80.44	80.44	.438/100
>=8"	T8	119.16	119.16	0.388/100							
5/8-3/4"	WM5	7.75	n/a	n/a							
Notes:		M58 @ Mfr Sales Tax Rate 1.5%				Notes:		AM5 & AM1 @ Mfr Sales Tax Rate 1.5%			
		WM5 Fixed Rate/no Meter									
Water - Outside City Limits (+25%)											
@ or above 1750 ft above sea level											
Elevation Charge = \$.50/1000 Gal (\$.05/100 Gal)											
Water - Outside City Limits + 25%					Water - Outside City Limits + 25%						
Meter Size	Rate Table Taxed	0-2000 Gal		2000 + Gal		Rate Table Taxed	0-2000 Gal		2000 + Gal		
		Min Chg	Min Chg	Min Chg	\$4.85 per 1000 Gal		Minimum Charge	ElevChg +	Total Min	Minimum Charge	4.85/1000 Gal + .05/100 Elev
5/8-3/4"	WO5	9.69	9.6875	0.485/100		AO5	9.69	.05/100	10.69	10.69	.535/100
1"	WO1	24.83	\$24.83	0.485/100		AO1	24.83	.05/100	25.83	25.83	.535/100
1.5-2"	WO2	33.09	\$33.09	0.485/100		AO2	33.09	.05/100	34.09	34.09	.535/100
3"	WO3	49.65	\$49.65	0.485/100		AO3	49.65	.05/100	50.65	50.65	.535/100
4"	WO4	66.21	\$66.21	0.485/100		AO4	66.21	.05/100	67.21	67.21	.535/100
6"	WO6	99.30	\$99.30	0.485/100		AO6	99.30	.05/100	100.30	100.30	.535/100
Sewer - Within City Limits (Ord 2087 & 2264)											
Meter Size	Rate Table NonTax	0-2000 Gal		2000 + Gal		Rate Table NonTax	0-2000 Gal		2000 + Gal		
		Min Chg	Min Chg	Min Chg	\$6.08 per 1000 Gal		Minimum Charge		Minimum Charge	\$7.60 per 1000 Gal	
5/8-3/4"	SW5&MS5	12.17	12.17	.608/100		SO5	15.21		15.21	.760/100	
1"	SW1&MS1	28.80	28.80	.608/100		SO1	36.00		36.00	.760/100	
1.5-2"	SW2&MS2	38.40	38.40	.608/100		SO2	48.00		48.00	.760/100	
3"	SW3	52.80	52.80	.608/100		SO3	66.00		66.00	.760/100	
4"	SW4	76.80	76.80	.608/100		SO4	96.00		96.00	.760/100	
6"	SW6	115.20	115.20	.608/100		SO6	144.00		144.00	.760/100	
8"	SW8	172.80	172.80	.608/100		SO8	216.00		216.00	.760/100	
5/8-3/4"	SM5	12.17	n/a	n/a							
1"	SM1	28.80	n/a	n/a							
1.5-2"	SM2	38.40	n/a	n/a							
3"	SM3	52.80	n/a	n/a							
4"	SM4	76.80	n/a	n/a							
6"	SM6	115.20	n/a	n/a							
8"	SM8	172.80	n/a	n/a							
Notes:		MS5, MS1, MS2 are Metered Sewer									
		SM1-SM6 = Sewer Minimum/Fixed Rate/No consumption									
		All else, "Slaved" calc'd on Water Meter Consumption									

Germantown, Tennessee
Shelby County
Year Submitted: 2022

City of Germantown - Public Works

Residential Rate Structure Through 12/31/21		Residential Rate Structure Effective 1/1/22	
Water & Irrigation		Water & Irrigation	
Minimum (0 - 5 tgals)	\$8.78	Base (no consumption)	\$8.78
6 - 15 tgals	\$2.15 per tgal	1 - 10 tgals	\$1.14 per tgal
16 - 50 tgals	\$2.47 per tgal	Over 11 tgals	\$2.50 per tgal
Over 50 tgals	\$3.12 per tgal		
Sewer		Sewer	
Minimum (0 - 2 tgals)	\$5.07	Base (no consumption)	\$5.58
3rd tgal	\$0.90 per tgal	1 - 10 tgals	\$1.98 per tgal
4 - 20 tgals	\$1.99 per tgal	11 - 21 tgals	\$2.40 per tgal
21st tgal	\$0.78 per tgal	Maximum charge	\$51.78
Maximum charge	\$40.58		
Commercial Rate Structure Through 12/31/21		Commercial Rate Structure Effective 1/1/22	
Water & Irrigation		Water & Irrigation	
Minimum (0 - 5 tgals)	\$13.17	Minimum (0 - 2 tgals)	\$14.49
6 - 15 tgals	\$3.42 per tgal	3 - 50 tgals	\$3.73 per tgal
16 - 50 tgals	\$3.90 per tgal	Over 50 tgals	\$5.30 per tgal
Over 50 tgals	\$4.88 per tgal		
Sewer		Sewer	
Minimum (0 - 2 tgals)	\$5.07	Minimum (0 - 1 tgal)	\$6.95
3rd tgal	\$0.90 per tgal	2 - 5 tgals	\$1.99 per tgal
Over 3 tgals	\$1.99 per tgal	Over 5 tgals	\$3.44 per tgal
No maximum for commercial		No maximum for commercial	
		Restaurant Sewer	
		Minimum (0 - 1 tgal)	\$6.95
		2 - 5 tgals	\$2.48 per tgal
		Over 5 tgals	\$3.93 per tgal

B Mills

901-757-7387

bmills@germantown-tn.gov

Gibson County, Tennessee

Gibson County

Year Submitted: 2020

**GIBSON COUNTY MUNICIPAL WATER DISTRICT
P O BOX 146
PHONE 731-855-0411**

Schedule of Rates and Charges

<u>RESIDENTIAL RATES</u>	0-2000 gallons	\$ 23.65 minimum
	Next 6000 gallons	\$ 5.74 per thousand
	Over 8000 gallons	\$ 5.35 per thousand

<u>COMMERCIAL RATES</u>	0-2000 gallons	\$ 33.34 minimum
	Next 6000 gallons	\$ 5.74 per thousand
	Over 8000 gallons	\$ 5.35 per thousand

	<u>MISCELLANEOUS SERVICE FEE</u>	
Service Call		
Connect Fee		\$50.00
Reconnect Fee(after cutoff for nonpayment)		\$60.00
Transfer from one place to another (owner)		\$60.00
Transfer from one place to another (renter)		\$30.00
Water Test/Temporary use		\$70.00
Charge for sending a cutoff notice		\$30.00
		\$ 1.00

NEW SERVICE

(house has never been connected to our water)

5/8" Connect Fee \$50.00	plus(+)	Meter Fee \$600.00=\$650.00
1" Connect Fee \$50.00	plus(+)	Meter Fee \$800.00=\$850.00

Larger than 1" service is by quote only. Far off road-1 "meter, 1 1/2" Service Line

MISCELLANEOUS SERVICE FEE

Commercial Account 1 1/2"or larger Security Deposit \$500.00

RENTAL UNIT FEES

5/8" Connect Fee \$90.00

BORE UNDER FOUR LANE HIGHWAY

Connect Fee \$50.00 plus(+) Meter Fee \$400.00 plus Cost of Boring

Revised/12-01-2021

PAYMENT POLICY:

Water bills not paid by the due date will have ten percent (10%) added to the cost of the water bill. All fees are subject to state and local sales tax of 9.75%.

The customer is responsible for the payment of water bills and other duly authorized charges. The covenants in our bond resolutions and regulations of the Comptroller of the Treasury of the State of Tennessee require that we disconnect and discontinue service if water bills are not paid. Further, these regulations recognize that a water bill is a routine bill owed by the customer. The customer's failure to receive a bill does not change in any way the customer's obligation to pay the amount due in a timely manner. This policy or any other policy is available for review upon request.

Revised/12-01-2021

Gleason, Tennessee
Weakley County
Year Submitted: 2020

City of Gleason Water Rates

\$10.50 – 1st 1,000 gallons

+\$10.50 – 2nd 1,000 gallons

\$21.00 (2,000 gallons)

+ \$2.63 each 1,000 gallons after 2,000

City of Gleason Sewer Rates

\$11.00 – 1st 1,000 gallons

+\$11.00 – 2nd 1,000 gallons

\$22.00 (2,000 gallons)

+ \$2.75 each 1,000 gallons after 2,000

Graysville, Tennessee

Rhea County

Year Submitted: 2022

Ordinance Number 2020-10

AN ORDINANCE OF THE CITY OF GRAYSVILLE, TENNESSEE AMENDING TITLE 18, WATERS AND SEWERS CHAPTER 1 OF THE GRAYSVILLE CODE OF ORDINANCES

Be it ordained by the Board of Mayor and Commissioners of the City of Graysville; Tennessee, that:

SECTION 1. Section 18-125 of the Graysville Municipal Code of Ordinances states that all water service shall be furnished under such rate schedules as the town may from time to time adopt by appropriate ordinance or resolution.

SECTION 2: The following shall adopt the rate structure for Water :

Inside - City

First 1,500 gallons	\$23.00
<u>Over 1,500 gallons</u>	\$ 2.60 per 1,000 gallons

Outside - City

First 1,500 gallons	\$31.00
Over 1,500 gallons	\$ 3.35 per 1,000 gallons


SECTION 3. That if any section, subsection sentence, clause or phrase of this ordinance is, for any reason, held to be unconstitutional, such decision shall not affect the validity of the remaining portions of this ordinance. The City of Graysville hereby declares that it would have passed this ordinance, and each section, subsection, clause or phrase thereof, irrespective of the fact that any one or more sections, subsections, sentences, clauses and phrases be declared unconstitutional.

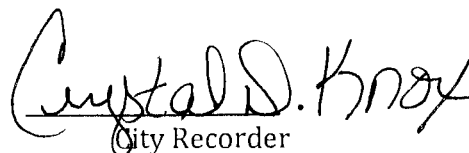
This ordinance shall take effect from and after its final passage.

Passed 1st Reading: Feb 2, 2021

Passed 2nd Reading: March 10, 2021

Public Hearing: April 6, 2021 -


Mayor


City Recorder

Greenbrier, Tennessee
Robertson County
Year Submitted: 2020

CITY OF GREENBRIER, TENNESSEE
ORDINANCE # 19-06

**AN ORDINANCE OF THE CITY OF GREENBRIER TO INCREASE THE
WATER RATES AND SEWER RATES EFFECTIVE AUGUST 1, 2019**

SECTION 1. BE IT ORDAINED, by the Board of Mayor and Aldermen of Greenbrier, Tennessee, that effective August 1, 2019, there is hereby levied an increase of 8% in the water rates for customers of the City of Greenbrier's water system. The rates are as follows:

LOCATION	FLAT RATE OF FIRST 2,000 GALLONS	PER 1,000 GALLONS AFTER THE FIRST 2,000
Inside City Limits	\$11.88	\$8.20
Outside City Limits	\$15.85	\$8.37

SECTION 2. BE IT ORDAINED, by the Board of Mayor and Aldermen of Greenbrier, Tennessee, that effective August 1, 2019, there is hereby levied an increase of 8% in the sewer rates for customers of the City of Greenbrier's water system. The rates are as follows:

LOCATION	FLAT RATE	PER 1,000 GALLONS
Inside City Limits	\$7.00	\$9.18
Outside City Limits	\$10.00	\$9.72


SECTION 3. BE IT FURTHER ORDAINED, that all ordinances of the Board and Aldermen of Greenbrier, Tennessee, which are in conflict with this ordinance, are hereby repealed.

SECTION 4. BE IT FURTHER ENACTED, by the board of mayor and aldermen of Greenbrier, Tennessee that this ordinance shall take effect from and after its passage, the welfare of the city requiring it.

PASSED this 1 day of July, 2019.

PASSED FIRST READING: June 3, 2019

PASSED SECOND READING: July 1, 2019


Bonnette Dawson, Mayor

Attest: 
City Recorder

Greenfield, Tennessee
Weakley County
Year Submitted: 2022

2021-22

<u>Service</u>	<u>Inside</u>	<u>Outside</u>
Water (0)		
Residential	\$ 6.00	\$ 10.00
Commerical	\$ 6.00	N/A
\$3.09 per 1,000 gallons	\$0.30 per hundred	
Sewer (0 - 3,000 gallons)		
Residential	\$ 23.70	\$ 27.70
Commerical	\$ 23.70	N/A
More than 3,000 gallons	\$5.00 per 1,000 gallons	
Garbage		
Residential	\$ 14.71	\$ 21.12
Commerical	\$ 17.85	N/A
 Minimum Utility Bill (0)	 \$45.00	

Greenville, Tennessee

Greene County

Year Submitted: 2020

Current rates

METERED WATER RATES INSIDE TOWN LIMITS:

Service Fee per month	8.50
First 1,000 cu. ft. per month/100	1.30
Next 1,000 cu. ft. per month/100	1.25
All over 2,000 cu. ft. per month /100	1.20

SEWER RATE INSIDE TOWN:

Service Fee per month	9.50
Per 100 cu ft.	3.25

All consumers outside the corporate limits of the Town of Greeneville shall be charged one hundred percent (100%) additional on the above schedule of rates and charges.

MINIMUM USE FOR METER SIZES

<u>Meter size</u>	<u>100 cu. Ft</u>
3/4"	-
1"	7
2"	25
4"	150
6"	358
8"	714

WATER TAP FEE:

Inside	800.00
Outside	1,600.00

SEWER TAP FEE:

Inside	1,000.00
Outside	2,000.00

Halls, Tennessee
Lauderdale County
Year Submitted: 2022

This is our new water rate increase effective August 1, 2011 readings. City Ordinance number 11-06

INSIDE CITY LIMITS

Class 01 Residential; Class 35 Commercial/Public Authority; Class 40 Industrial

Water Rate	¾"	Meter	\$12.38
	1"	Meter	16.58
	1 ½"	Meter	20.78
	2"	Meter	32.33

All gallons increased to \$.408 per 100 gallons or \$ 4.08 per 1,000 gallons.

OUTSIDE CITY LIMITS-RURAL

Class 05 Residential; Class 36 Commercial/Public Authority; Class 41 Industrial

Water Rate	¾"	Meter	\$ 13.88
	1"	Meter	18.68
	1 ½"	Meter	23.48
	2"	Meter	36.68

All gallons increased to \$.518 per 100 gallons or \$5.18 per 1,000 gallons.

Sewer Rate Schedule effective August 1, 2010

Residential Minimum Rate	\$ 7.20
Per 100 gallons	0.39
Per 1,000 gallons	3.90
Commercial Minimum Rate	11.00
Per 100 gallons	0.44
Per 1,000 gallons	4.40
Industrial Minimum Rate	30.00
Per 100 gallons	0.44
Per 1,000 gallons	4.40

Henderson, Tennessee
Chester County
Year Submitted: 2022



Allen&Hoshall

1661 International Drive, Suite 100
Memphis, Tennessee 38120
Office 901.820.0820
Fax 901.683.1001
www.allenhoshall.com

May 31, 2022

HENDERSON UTILITY DEPARTMENT
PO BOX 68
HENDERSON, TN 38340

Subject: 2022 Water and Sewer Rate Comparison

Dear Friends,

We have received many responses to our recent request to submit your current water and sewer rate schedule(s). There is still time if you would like to be included in the upcoming comparison.

If you have not done so already, please send us a copy of your current water and sewer rate schedule(s) via email to rates@allenhoshall.com or a hardcopy to:

Allen & Hoshall, Inc.
Attn: Rates2022
1661 International Drive, Suite 100
Memphis, TN 38120

We kindly request that you send your rates no later than June 30, 2022.

Thank you in advance for providing this information.

Be safe and healthy!

Sincerely,

Allen & Hoshall

Harry J. Pratt, PE
President

Water and Sewer Rates (Effective July 1, 2021)

<u>Inside city</u>	<u>Minimum 2,000 gallons</u>	<u>Over 2,000 gallons (per 1,000 gals)</u>
Residential	\$11.73	\$2.94
Commercial	\$14.33	\$2.94
Industrial	\$16.31	\$2.94
<u>Outside city</u>		
Residential	\$18.64	\$5.28
Commercial	\$21.00	\$5.28
Industrial	\$25.00	\$5.28
Deanburg	\$23.46	\$5.28

Sewer charge is 100% of water, sales taxes are on water only

Flat Rate Sewer Charge	\$22.27 (inside city)	\$32.81 (outside city)
Sewer Tap Fee	\$1,000.00 (inside city)	\$1,500.00 (outside city)

Henning, Tennessee
Lauderdale County
Year Submitted: 2022

Town Of Henning Rate Chart

Rates To Print	Service Type Rates
Service Type	SW SEWER
Rate	All
Addon Type	Not Applicable
Addon Rate	Not Applicable
Print Usage Tables	No
Usage Range	Not Applicable
Usage Increment	Not Applicable
Include Inactive Rates	No

Service Type	SW SEWER	Rate Code	01	Description	Sewer Class 22
Print Description On Bill	<input type="checkbox"/>	Is Service Charge	<input type="checkbox"/>	Is Metered	<input type="checkbox"/>
		Is Accumulate Minimum	<input type="checkbox"/>	Is Single Calculation	<input type="checkbox"/>
Is Inactive					<input type="checkbox"/>

Bill Code	SW		
AR Code	SW Sewer Billing	Units Of Measure	Gallons
GL Revenue Account	413-37111-0000	W/s Revenue Acct	
GL AR Account	413-13221-0000	Customer Accts Rec	
GL Liability Account	413-13221-0000	Customer Accts Rec	
GL Cash Account	413-11211-0000	Water/sewer Cash Acct	
GL Deposit Refundable Account	413-21910-0000	Customer Deposits	
GL Bad Debt Writeoff Account	413-52300-0299	Bank Charges	
GL Bad Debt Recovery Account	413-13221-0000	Customer Accts Rec	
Calculation Method	Usage		
Based On Service Type	WT WATER	Reading Factor	100.000
Base Amount	\$27.85	Prorate Minimum	\$0.00
Maximum Charge	\$0.00	Minimum Charge	\$0.00

	Cutoff	Add Amount	Rate / 1000
	3,000	\$0.00	0.0000
	2,000	\$0.00	7.5000
	3,000	\$15.00	6.9600
	999,999,999	\$35.88	6.4300

Service Type	SW SEWER	Rate Code	03	Description	Center Point
Print Description On Bill	<input type="checkbox"/>	Is Service Charge	<input type="checkbox"/>	Is Metered	<input type="checkbox"/>
		Is Accumulate Minimum	<input type="checkbox"/>	Is Single Calculation	<input type="checkbox"/>
Is Inactive					<input type="checkbox"/>

Bill Code	SW		
AR Code	SW Sewer Billing	Units Of Measure	Gallons
GL Revenue Account	413-37111-0000	W/s Revenue Acct	
GL AR Account	413-13221-0000	Customer Accts Rec	
GL Liability Account	413-13221-0000	Customer Accts Rec	
GL Cash Account	413-11211-0000	Water/sewer Cash Acct	
GL Deposit Refundable Account	413-21910-0000	Customer Deposits	
GL Bad Debt Writeoff Account	413-52300-0299	Bank Charges	
GL Bad Debt Recovery Account	413-13221-0000	Customer Accts Rec	
Calculation Method	Usage		
Based On Service Type	WT WATER	Reading Factor	100.000
Base Amount	\$751.95	Prorate Minimum	\$0.00
Maximum Charge	\$0.00	Minimum Charge	\$0.00

Cutoff	Add Amount	Rate / 1000
81,000	\$0.00	0.0000
2,000	\$0.00	7.5000
3,000	\$15.00	6.9600
999,999,999	\$35.88	6.4300

Service Type SW SEWER **Rate Code** 04 **Description** two minimums
Print Description On Bill **Is Service Charge** **Is Metered** **Is Inactive**
Is Accumulate Minimum **Is Single Calculation**

Bill Code SW
AR Code SW Sewer Billing **Units Of Measure** Gallons
GL Revenue Account 413-37111-0000 W/s Revenue Acct
GL AR Account 413-13221-0000 Customer Accts Rec
GL Liability Account 413-13221-0000 Customer Accts Rec
GL Cash Account 413-11211-0000 Water/sewer Cash Acct
GL Deposit Refundable Account 413-21910-0000 Customer Deposits
GL Bad Debt Writeoff Account 413-52300-0299 Bank Charges
GL Bad Debt Recovery Account 413-13221-0000 Customer Accts Rec
Calculation Method Usage
Based On Service Type WT WATER **Reading Factor** 1.000
Base Amount \$55.70 **Prorate Minimum** \$0.00
Maximum Charge \$0.00 **Minimum Charge** \$0.00

Cutoff	Add Amount	Rate / 1000
3,000	\$0.00	0.0000
2,000	\$0.00	7.5000
3,000	\$15.00	6.9600
999,999,999	\$35.88	6.4300

Town Of Henning Rate Chart

Rates To Print Service Type Rates
Service Type WT WATER
Rate All
Addon Type Not Applicable
Addon Rate Not Applicable
Print Usage Tables No
Usage Range Not Applicable
Usage Increment Not Applicable
Include Inactive Rates No

Service Type WT WATER		Rate Code 01	Description Inside Class 22 R/c				
Print Description On Bill	<input type="checkbox"/>	Is Service Charge	<input type="checkbox"/>	Is Metered	<input checked="" type="checkbox"/>	Is Inactive	<input type="checkbox"/>
		Is Accumulate Minimum	<input type="checkbox"/>	Is Single Calculation	<input type="checkbox"/>		
Bill Code	WT						
AR Code	WTB Water Billing		Units Of Measure	Gallons			
GL Revenue Account	413-37111-0000		W/s Revenue Acct				
GL AR Account	413-13221-0000		Customer Accts Rec				
GL Liability Account	413-13221-0000		Customer Accts Rec				
GL Cash Account	413-11211-0000		Water/sewer Cash Acct				
GL Deposit Refundable Account	413-21910-0000		Customer Deposits				
GL Bad Debt Writeoff Account	413-52300-0299		Bank Charges				
GL Bad Debt Recovery Account	413-13221-0000		Customer Accts Rec				
Calculation Method	Usage						
Based On Service Type	WT WATER		Reading Factor	100.000			
Base Amount	\$27.85		Prorate Minimum	\$0.00			
Maximum Charge	\$0.00		Minimum Charge	\$0.00			
		Cutoff		Add Amount			Rate / 1000
		3,000		\$0.00			0.0000
		2,000		\$0.00			7.5000
		3,000		\$15.00			6.9600
		999,999,999		\$35.88			6.4300

Service Type WT WATER		Rate Code 02	Description Outside Class 23				
Print Description On Bill	<input type="checkbox"/>	Is Service Charge	<input type="checkbox"/>	Is Metered	<input checked="" type="checkbox"/>	Is Inactive	<input type="checkbox"/>
		Is Accumulate Minimum	<input type="checkbox"/>	Is Single Calculation	<input type="checkbox"/>		
Bill Code	WT						
AR Code	WTB Water Billing		Units Of Measure	Gallons			
GL Revenue Account	413-37111-0000		W/s Revenue Acct				
GL AR Account	413-13221-0000		Customer Accts Rec				
GL Liability Account	413-13221-0000		Customer Accts Rec				
GL Cash Account	413-11211-0000		Water/sewer Cash Acct				
GL Deposit Refundable Account	413-21910-0000		Customer Deposits				
GL Bad Debt Writeoff Account	413-52300-0299		Bank Charges				
GL Bad Debt Recovery Account	413-13221-0000		Customer Accts Rec				
Calculation Method	Usage						
Based On Service Type	WT WATER		Reading Factor	100.000			
Base Amount	\$29.99		Prorate Minimum	\$0.00			
Maximum Charge	\$0.00		Minimum Charge	\$0.00			

Cutoff	Add Amount	Rate / 1000
3,000	\$0.00	0.0000
2,000	\$0.00	7.5000
3,000	\$15.00	6.9600
999,999,999	\$35.88	6.4300

Service Type WT WATER Rate Code 04 Description Center Point-27
 Print Description On Bill Is Service Charge Is Metered Is Inactive
 Is Accumulate Minimum Is Single Calculation

Bill Code WT
 AR Code WTB Water Billing Units Of Measure Gallons
 GL Revenue Account 413-37111-0000 W/s Revenue Acct
 GL AR Account 413-13221-0000 Customer Accts Rec
 GL Liability Account 413-13221-0000 Customer Accts Rec
 GL Cash Account 413-11211-0000 Water/sewer Cash Acct
 GL Deposit Refundable Account 413-21910-0000 Customer Deposits
 GL Bad Debt Writeoff Account 413-52300-0299 Bank Charges
 GL Bad Debt Recovery Account 413-13221-0000 Customer Accts Rec
 Calculation Method Usage
 Based On Service Type WT WATER Reading Factor 100.000
 Base Amount \$751.95 Prorate Minimum \$0.00
 Maximum Charge \$0.00 Minimum Charge \$0.00

Cutoff	Add Amount	Rate / 1000
81,000	\$0.00	0.0000
2,000	\$0.00	7.5000
3,000	\$15.00	6.9600
999,999,999	\$35.88	6.4300

Service Type WT WATER Rate Code 05 Description Water-2 minimums
 Print Description On Bill Is Service Charge Is Metered Is Inactive
 Is Accumulate Minimum Is Single Calculation

Bill Code WT
 AR Code WTB Water Billing Units Of Measure None
 GL Revenue Account 413-37111-0000 W/s Revenue Acct
 GL AR Account 413-13221-0000 Customer Accts Rec
 GL Liability Account 413-13221-0000 Customer Accts Rec
 GL Cash Account 413-11211-0000 Water/sewer Cash Acct
 GL Deposit Refundable Account 413-21910-0000 Customer Deposits
 GL Bad Debt Writeoff Account 413-52300-0299 Bank Charges
 GL Bad Debt Recovery Account 413-13221-0000 Customer Accts Rec
 Calculation Method Usage
 Based On Service Type WT WATER Reading Factor 100.000
 Base Amount \$55.70 Prorate Minimum \$0.00
 Maximum Charge \$0.00 Minimum Charge \$0.00

Cutoff	Add Amount	Rate / 1000
6,000	\$0.00	0.0000
2,000	\$0.00	7.5000
3,000	\$15.00	6.9600
999,999,999	\$35.88	6.4300

Service Type WT WATER Rate Code 06 Description Water-18 minimums
 Wednesday, July 06, 2022 09:55 AM Page 2 Of 3 amanda

Print Description On Bill Is Service Charge Is Metered Is Inactive
 Is Accumulate Minimum Is Single Calculation

Bill Code	WT		
AR Code	WTB Water Billing	Units Of Measure	Gallons
GL Revenue Account	413-37111-0000	W/s Revenue Acct	
GL AR Account	413-13221-0000	Customer Accts Rec	
GL Liability Account	413-13221-0000	Customer Accts Rec	
GL Cash Account	413-11211-0000	Water/sewer Cash Acct	
GL Deposit Refundable Account	413-21910-0000	Customer Deposits	
GL Bad Debt Writeoff Account	413-52300-0299	Bank Charges	
GL Bad Debt Recovery Account	413-13221-0000	Customer Accts Rec	
Calculation Method	Usage		
Based On Service Type	WT WATER	Reading Factor	100.000
Base Amount	\$501.30	Prorate Minimum	\$0.00
Maximum Charge	\$0.00	Minimum Charge	\$0.00
	Cutoff	Add Amount	Rate / 1000
	54,000	\$0.00	0.0000
	36,000	\$0.00	7.5000
	54,000	\$270.00	6.9600
	999,999,999	\$645.84	6.4300

Henry, Tennessee
Henry County
Year Submitted: 2020

ORDINANCE NO. 06182015-001

AN ORDINANCE OF THE CITY OF HENRY, TENNESSEE, ESTABLISHING RATES AND FEES FOR THE MUNICIPAL WATER AND SEWER SYSTEMS.

WHEREAS, To have a financially viable water and sewer system; and

WHEREAS, To comply with Tennessee Code Annotated; and

WHEREAS, The Board of Mayor and Aldermen of the City of Henry finds it necessary to increase the rates for the water and sewer service of the City of Henry;

NOW, THEREFORE, BE IT ORDAINED BY THE BOARD OF MAYOR AND ALDERMEN OF THE CITY OF HENRY, TENNESSEE, AS FOLLOWS:

SECTION 1. This ordinance will replace in entirety the current water and sewer rate for the City of Henry as shown in Ordinance # 09092014-001.

SECTION 2. **Municipal water rates for those connected to the sewer system.** The Henry Board of Mayor and Aldermen hereby adopts the following monthly rate schedule applicable to all customers of the municipal water utility connected to the sewer system, exclusive of state and local taxes:

	1ST 2,000 GALLONS	OVER 2,000 GALLONS, PER 1,000 GALLONS
Residential	45.62	3.75
Commercial	49.91	4.83

SECTION 3. **Municipal water rates for those not connected to the sewer system.** The Henry Board of Mayor and Aldermen hereby adopts the following monthly rate schedule applicable to all customers of the municipal water utility not connected to the sewer system, exclusive of state and local taxes:

RATE CLASSIFICATION	1ST 2,000 GALLONS	OVER 2,000 GALLONS, PER 1,000 GALLONS
Residential	55.33	4.04
Commercial	55.33	5.19

SECTION 4. **Municipal sewer rates for those connected to the water system.** The Henry Board of Mayor and Aldermen hereby adopts the following monthly rate schedule applicable to all customers of the municipal sewer utility connected to the water system, exclusive of state and local taxes:

RATE CLASSIFICATION	BASE	PER 1,000 GALLONS
Residential	59.55	3.50
Commercial	59.55	3.50

SECTION 5. Municipal sewer rates for those not connected to the water system. The Henry Board of Mayor and Aldermen hereby adopts the following monthly rate schedule applicable to all customers of the municipal sewer utility not connected to the water system, exclusive of state and local taxes:

RATE CLASSIFICATION	FLAT RATE
Residential	85.95
Commercial	85.95

SECTION 6. Connection Fees. The provisions of Section 13-103 of the Henry municipal code relating to the payment of a twenty-five dollar (\$25.00) water utility deposit are hereby repealed. As of the effective date of this ordinance, all persons desiring water or sewer service shall be required to pay a connection fee of seventy-five dollars (\$75.00) per utility before service is supplied. For sewer the connection fee will commence after the completion of the city's sewer system, with the exception of new structures requiring utilities. The connection fee shall be refundable if and only if the City cannot supply service in accordance with the provisions of the municipal code.

SECTION 7. Connection charges. Service lines will be installed by the City from its mains to the customer's property line. The location of such lines will be determined by the City. Before a new water service will be installed by the City, the applicant for such service shall pay a non-refundable six hundred dollars (\$600.00) for a three-fourths inch residential service. The connection charge for service lines larger than three-fourths inch will be determined by the Mayor and Public Works Director. Service lines will be installed by the City from its mains to the customer's tank. The tank and its components will be supplied by the City. The location of such lines and tank will be determined by the City. Before a new sewer service will be installed by the City, the applicant for such service shall pay a non-refundable three thousand dollars (\$3,000.00).

SECTION 8. Effective date. The above rates shall go into effect June 20, 2015. This ordinance shall be in full force and effect from and after its final passage by the Board of Mayor and Aldermen, the public welfare requiring it.

SECTION 9. Severability. Should any section, paragraph, sentence, clause, or phrase of this ordinance or its application to any person or circumstance be declared unconstitutional or otherwise invalid for any reason, or should any portion of this ordinance be pre-empted by State or Federal law or regulation, such decision or legislation shall not affect the validity of the remaining portions of this ordinance or its application to other persons or circumstances.

SECTION 10. Repealer. All ordinances and parts of ordinances which are inconsistent with the provisions of this ordinance are hereby repealed to the extent of such inconsistency.

First Reading: June 9, 2015

Second Reading: June 18, 2015

PASSED AND APPROVED THIS 18th DAY OF JUNE, 2015 BY A ROLL CALL VOTE OF THE HENRY BOARD OF MAYOR AND ALDERMEN.

Michael Gross, Mayor of Henry

ATTEST: _____
Sonya Clayton, City Recorder

Humboldt, Tennessee
Gibson County
Year Submitted: 2020

WATER RATES
HUMBOLDT, TENNESSEE
 Effective January 1, 2020

RESIDENTIAL, INSIDE CITY (CLASS 22)

CUSTOMER CHARGE				\$ 10.00
USAGE CHARGE:				
PER	1,000	GALLONS		\$ 3.25

RESIDENTIAL, OUTSIDE CITY - NO FIRE PROTECTION (CLASS 3)

CUSTOMER CHARGE				\$ 15.00
USAGE CHARGE:				
PER	1,000	GALLONS		\$ 3.25

COMMERCIAL, INSIDE CITY (CLASS 35.12)

CUSTOMER CHARGE				\$ 20.00
USAGE CHARGE:				
PER	1,000	GALLONS		\$ 3.25

INDUSTRIAL, INSIDE CITY (CLASS 50)

CUSTOMER CHARGE				\$ 250.00
USAGE CHARGE:				
PER	1,000	GALLONS		
FIRST 100,000 GALLONS				\$ 3.25
OVER 100,000 GALLONS				\$ 3.00

**WASTEWATER RATES
HUMBOLDT, TENNESSEE
Effective January 1, 2020**

RESIDENTIAL, INSIDE CITY (CLASS 22)

CUSTOMER CHARGE

\$ 10.00

USAGE CHARGE PER 1,000 GALLONS

\$ 3.75

* Maximum charge: \$50.00

COMMERCIAL, INSIDE CITY (CLASS 35, 12)

CUSTOMER CHARGE

\$ 20.00

USAGE CHARGE:

PER 1,000 GALLONS

FIRST 100,000 GALLONS

\$ 3.75

OVER 100,000 GALLONS

\$ 3.25

INDUSTRIAL, INSIDE CITY (CLASS 50)

CUSTOMER CHARGE

\$ 250.00

USAGE CHARGE:

PER 1,000 GALLONS

FIRST 100,000 GALLONS

\$ 3.75

OVER 100,000 GALLONS

\$ 3.25

Jackson, Tennessee
Madison County
Year Submitted: 2020

**JACKSON ENERGY AUTHORITY
WATER RATE SCHEDULE**

RESIDENTIAL WATER RATE SCHEDULE RI

First 7,000 gallons per month at \$0.3465 per 100 gallons
Next 43,000 gallons per month at \$0.2810 per 100 gallons
Excess over 50,000 gallons per month at \$0.1665 per 100 gallons

Monthly Meter Charge

5/8-inch Meter - \$10.84 per month	1.5 inch Meter - \$18.85 per month
1-inch Meter - \$14.95 per month	2-inch Meter - \$22.42 per month

RESIDENTIAL WATER RATE SCHEDULE RO

First 7,000 gallons per month at \$0.3510 per 100 gallons
Next 43,000 gallons per month at \$0.2030 per 100 gallons
Excess over 50,000 gallons per month at \$0.0244 per 100 gallons

Monthly Meter Charge

5/8-inch Meter - \$16.15 per month	1.5 inch Meter - \$42.71 per month
1-inch Meter - \$22.07 per month	2-inch Meter - \$46.98 per month

GENERAL SERVICE WATER RATE SCHEDULE GI

First 15,000 gallons per month at \$0.4119 per 100 gallons
Next 185,000 gallons per month at \$0.3159 per 100 gallons
Next 300,000 gallons per month at \$0.1994 per 100 gallons
Next 500,000 gallons per month at \$0.1709 per 100 gallons
Excess over 1,000,000 gallons per month at \$0.1205 per 100 gallons

Monthly Meter Charge

5/8-inch Meter - \$18.48 per month	3-inch Meter - \$78.19 per month
1-inch Meter - \$23.22 per month	4-inch Meter - \$121.98 per month
1.5-inch Meter - \$29.44 per month	6-inch Meter - \$162.35 per month
2-inch Meter - \$43.60 per month	8-inch Meter - \$414.82 per month

GENERAL SERVICE WATER RATE SCHEDULE GO

First 15,000 gallons per month at \$0.3921 per 100 gallons
Next 185,000 gallons per month at \$0.1682 per 100 gallons
Next 300,000 gallons per month at \$0.1022 per 100 gallons
Next 500,000 gallons per month at \$0.0902 per 100 gallons
Excess over 1,000,000 gallons per month at \$0.0340 per 100 gallons

Monthly Meter Charge

5/8-inch Meter - \$24.63 per month
1-inch Meter - \$29.71 per month
1.5-inch Meter - \$34.80 per month
2-inch Meter - \$70.25 per month

3-inch Meter - \$181.76 per month
4-inch Meter - \$314.53 per month
6-inch Meter - \$354.90 per month
8-inch Meter - \$607.37 per month

All other terms and conditions of the above rate schedules shall remain unchanged.

That these rate adjustments shall become effective for all billings based on meter readings taken on and after October 1, 2019.

**NOTICE TO WASTEWATER CONSUMERS OF
JACKSON ENERGY AUTHORITY
Effective October 1, 2018**

RESIDENTIAL WASTEWATER RATE SCHEDULE RI

Customer Charge: \$7.18

Wastewater Charge:

First 500,000 gallons per month at \$0.5362 per 100 gallons

Next 500,000 gallons per month at \$0.4830 per 100 gallons

Excess over 1,000,000 gallons per month at \$0.3211 per 100 gallons

RESIDENTIAL WASTEWATER RATE SCHEDULE RO

Customer Charge: \$8.24

Wastewater Charge:

First 500,000 gallons per month at \$0.6710

Next 500,000 gallons per month at \$0.6027

Excess over 1,000,000 gallons per month at \$0.4013

GENERAL SERVICE WASTEWATER RATE SCHEDULE GI

Customer Charge: \$25.06

Wastewater Charge:

First 500,000 gallons per month at \$0.5804

Next 500,000 gallons per month at \$0.5259

Excess over 1,000,000 gallons per month at \$0.3619

Surcharge:

Carbonaceous Biochemical Oxygen Demand (CBOD) over 450 mg/l....\$0.1879 per pound

Suspended Solids (SS) over 500 mg/l.....\$0.1486 per pound

Fats, Oil and Grease (FOG) over 100 mg/l.....\$0.1486 per pound

GENERAL SERVICE WASTEWATER RATE SCHEDULE GO

Customer Charge: \$29.90

Wastewater Charge:

First 500,000 gallons per month at \$0.7241 per 100 gallons

Next 500,000 gallons per month at \$0.6556 per 100 gallons

Excess over 1,000,000 gallons per month at \$0.4577 per 100 gallons

Surcharge:

Carbonaceous Biochemical Oxygen Demand (CBOC) over 450 mg/l....\$0.2339 per pound

Suspended Solids (SS) over 500 mg/l.....\$0.1879 per pound

Fats, Oil and Grease (FOG) over 100 mg/l.....\$0.1879 per pound

All other terms and conditions of the above rate schedules shall remain unchanged.

That these rate adjustments shall become effective for all billings based on meter readings taken on and after October 1, 2018.


Jasper, Tennessee
Marion County
Year Submitted: 2020

PAUL W. EVANS - MAYOR

460 MAIN STREET
JASPER, TN 37347

(423) 942-3180

(423) 942-3110 Fax



LEON RASH - Vice Mayor

ALDERMEN:
MAC BUMPUS
PAUL WEST
JOSH JENNINGS

TOWN OF JASPER WATER AND SEWER RATES, EFFECTIVE JANUARY 1, 2020

WATER RATES

MONTHLY CHARGES INSIDE TOWN LIMITS

OUTSIDE TOWN LIMITS

0-2000 GALLONS (MINIMUM BILL)	10.00	0-2000	15.50
OVER 2000 GALLONS	3.00		4.25

SEWER RATES

0-1000 GALLONS (MINIMUM BILL)	11.00	0-1000	17.00
1001-OVER	5.25	1001-OVER	9.00

PASSED OCTOBER 14TH 2019

Jefferson City, Tennessee

Jefferson County

Year Submitted: 2022

CITY OF JEFFERSON CITY, TENNESSEE
 SCHEDULE OF WATER AND SEWER RATES, TAP FEES, AND NUMBER OF CUSTOMERS
 June 30, 2022

<u>Normal Water Rates (Monthly Usage)</u>		<u>In City</u>	<u>Outside City</u>
First 2,000 gallons	(minimum)	\$13.88	\$36.26
All over 2,000 gallons	(per thousand)	3.94	11.55

Contract Water Rates

New Market Utility District - per thousand gallons	1.98
Shady Grove Utility District - per thousand gallons	1.98
Dandridge Water Department - per thousand gallons	1.98

<u>Normal Sewer Rates (Monthly Usage)</u>		<u>In City</u>	<u>Outside of City</u>
First 2,000 gallons	(minimum)	\$16.87	\$48.59
All over 2,000 gallons	(per thousand)	6.19	16.94

<u>Tap Fees</u>	<u>In City</u>	<u>Outside of City</u>
¾" water service	\$ 1,100	\$1,650
1" water service	1,350	2,025
1 ½" water service	2,350	3,525
2" water service	3,350	5,025
3" water service	4,850	7,275
4" water service	6,350	9,525
6" water service	9,350	14,025

All sized sewer tap (Equal to water tap fee)

Fire Protection
(Inside City Only)

4" tap	\$3,400
6" tap	5,100
8" tap	6,800
10" tap	8,500

Number of Customers

Water	3441
Sewer	2862

Johnson City, Tennessee

Washington County

Year Submitted: 2022

**CITY OF JOHNSON CITY WATER AND SEWER DEPARTMENT
CITY RATE SCHEDULE EFFECTIVE JULY 1, 2021**

INSIDE CORPORATE LIMITS WATER & SEWER RATE TABLE

WATER RATE			SEWER RATE		
BASE CHARGE PER BILL			BASE CHARGE PER BILL		
		\$5.62			\$6.98
RATE 1	0-20,000 GAL	\$4.39/K GALLONS	RATE 1	0-20,000 GAL	\$7.01/K GALLONS
RATE 2	20,001 - 190,000 GAL	\$3.51/K GALLONS	RATE 2	20,001 - 190,000 GAL	\$7.01/K GALLONS
RATE 3	190,001 - 490,000 GAL	\$3.16/K GALLONS	RATE 3	190,001 - 490,000 GAL	\$7.01/K GALLONS
RATE 4	OVER 490,000 GAL	\$2.85/K GALLONS	RATE 4	OVER 490,000 GAL	\$7.01/K GALLONS

Effective 7-1-21

Effective 7-1-21

WATER CONNECTION FEES

5/8"	METER AND CONNECTION CHARGE	\$750.00
1"	METER AND CONNECTION CHARGE	\$900.00
1" Fire Service	METER AND CONNECTION CHARGE	\$980.00
1 1/2"	METER AND CONNECTION CHARGE	\$1,180.00
2"	METER AND CONNECTION CHARGE	\$1,360.00
2" Fire Service	METER AND CONNECTION CHARGE	\$1,555.00
2" Compound	METER AND CONNECTION CHARGE	\$2,395.00
3"	METER AND CONNECTION CHARGE	\$3,740.00
4"	METER AND CONNECTION CHARGE	\$6,000.00
6"	METER AND CONNECTION CHARGE	\$9,550.00
8"	METER AND CONNECTION CHARGE	\$13,150.00

	FIRE HYDRANT	\$2,100.00
3"	FIRE LINE	\$2,230.00 / NO MON FEE
4"	FIRE LINE	\$2,545.00 / NO MON FEE
6"	FIRE LINE	\$2,855.00 / NO MON FEE
8"	FIRE LINE	\$3,325.00 / NO MON FEE
10"	FIRE LINE	\$3,640.00 / NO MON FEE
12"	FIRE LINE	\$4,420.00 / NO MON FEE

5/8"	TEMPORARY METER	\$150.00
3"	TEMPORARY METER	\$325.00

**CITY OF JOHNSON CITY WATER AND SEWER DEPARTMENT
REGIONAL RATE SCHEDULE EFFECTIVE JULY 1, 2021**

OUTSIDE CORPORATE LIMITS WATER & SEWER RATE TABLE

WATER RATE			SEWER RATE		
BASE CHARGE PER BILL			BASE CHARGE PER BILL		
		\$10.06			\$12.49
RATE 1	0-20,000 GAL	\$7.86/K GALLONS	RATE 1	0-20,000 GAL	\$12.55/K GALLONS
RATE 2	20,001 - 190,000 GAL	\$6.28/K GALLONS	RATE 2	20,001 - 190,000 GAL	\$12.55/K GALLONS
RATE 3	190,001 - 490,000 GAL	\$5.66/K GALLONS	RATE 3	190,001 - 490,000 GAL	\$12.55/K GALLONS
RATE 4	OVER 490,000 GAL	\$5.10/K GALLONS	RATE 4	OVER 490,000 GAL	\$12.55/K GALLONS

Effective 7-1-21

Effective 7-1-21

WATER CONNECTION FEES

5/8"	METER AND CONNECTION CHARGE	\$1,250.00
1"	METER AND CONNECTION CHARGE	\$1,500.00
1" Fire Service	METER AND CONNECTION CHARGE	\$1,635.00
1 1/2"	METER AND CONNECTION CHARGE	\$1,965.00
2"	METER AND CONNECTION CHARGE	\$2,265.00
2" Fire Service	METER AND CONNECTION CHARGE	\$2,590.00
2" Compound	METER AND CONNECTION CHARGE	\$3,990.00
3"	METER AND CONNECTION CHARGE	\$6,235.00
4"	METER AND CONNECTION CHARGE	\$10,000.00
6"	METER AND CONNECTION CHARGE	\$15,920.00
8"	METER AND CONNECTION CHARGE	\$21,920.00

	FIRE HYDRANT	\$3,500.00
3"	FIRE LINE	\$3715.00 / \$50.00 MO FEE
4"	FIRE LINE	\$4245.00 / \$50.00 MO FEE
6"	FIRE LINE	\$4760.00 / \$50.00 MO FEE
8"	FIRE LINE	\$5545.00 / \$60.00 MO FEE
10"	FIRE LINE	\$6070.00 / \$60.00 MO FEE
12"	FIRE LINE	\$7370.00 / \$200.00 MO FEE

5/8"	TEMPORARY METER	\$260.00
3"	TEMPORARY METER	\$500.00

Jonesborough, Tennessee
Washington County
Year Submitted: 2020

Water & Sewer Rates

Water Inside City Limits

* Activation Service Charge	\$50.00
* Monthly Fee & First 1000 gallons	\$16.50
* 1,001 - 5,000 gallons	\$3.00 per thousand
* Over 5,000 gallons	\$4.00 per thousand

Sewer Inside City Limits

* First 1000 gallons	\$20.63
* 1,001 - 5,000 gallons	\$ 3.75 per thousand
* Over 5,000 gallons	\$ 5.00 per thousand

Water Outside City Limits

* Activation Service Charge	\$50.00
* Monthly Fee & First 1000 gallons	\$27.50
* 1,001 - 5,000 gallons	\$ 5.35 per thousand
* Over 5,000 gallons	\$ 6.35 per thousand

Sewer Outside City Limits

* Monthly Fee & First 1000 gallons	\$34.38
* 1,001 - 5,000 gallons	\$ 6.69 per thousand
* Over 5,000 gallons	\$ 7.94 per thousand



Allen & Hoshall

1661 International Drive, Suite 100
Memphis, Tennessee 38120
Office 901.820.0820
Fax 901.683.1001
www.allenhoshall.com

February 21, 2020

JONESBOROUGH WATER DEPARTMENT
123 BOONE STREET
JONESBOROUGH, TN 37659

Subject: 2020 Tennessee Municipal League – Water and Sewer Rate Comparison

Dear Friends,

At the 2019 TML Meeting, we received numerous requests to prepare a new water and sewer rate comparison for Tennessee municipalities. We are pleased to announce that Allen & Hoshall will have a new rate study ready for the 2020 TML meeting in Chattanooga!

..... but we need your help

Please send us a copy of your current water and sewer rate schedule(s) using the enclosed envelope or via email to rates2020@allenhoshall.com. We kindly request that you send us your rates no later than March 31, 2020.

Thank you in advance for providing this information. Please visit our Booth at the TML meeting to pick up your copy of the survey.

Also, please stop by and pick up a free TML Tee Shirt, which Allen & Hoshall is pleased to distribute at each annual meeting.

Sincerely,

Allen & Hoshall

Harry J. Pratt, PE
President

Kenton, Tennessee
Gibson & Obion County
Year Submitted: 2022

ORDINANCE NUMBER 2019-11

AN ORDINANCE TO SET THE RATES, FOR WATER AND SEWER SERVICE OF THE CITY OF KENTON.

WHEREAS, To have a financially viable water and sewer system; and

WHEREAS, To comply with Tennessee Code Annotated;

NOW, THEREFORE BE IT ORDAINED BY THE BOARD OF MAYOR AND ALDERMEN OF THE CITY OF KENTON, TENNESSEE, THAT:

Section 1. This ordinance will replace in entirety the current water and sewer rates for the City of Kenton. As adopted by ordinance # 2013-3.

Section 2. The new rates are:

Water

5/8 inch meter monthly minimum with no volume included	\$15.30
1 inch meter monthly minimum with no volume included	\$28.00
1 ½ inch meter monthly minimum with no volume included	\$41.10
2 inch meter monthly minimum with no volume included	\$250.00

Water per 1,000 gallons \$3.80

Sewer

5/8 inch meter monthly minimum with no volume included	\$10.30
1 inch meter monthly minimum with no volume included	\$23.00
1 ½ inch meter monthly minimum with no volume included	\$36.50
2 inch meter monthly minimum with no volume included	\$125.00

Sewer per 1,000 gallons \$3.00


Section 3. Automatic Adjustment of Rates to Reflect Cost of Living. The minimum charge and the cost per 1,000 gallons as set out in the schedule of rates shall be adjusted on an annual basis in an amount equal to the percentage change in the Consumer Price Index for Urban Areas (CPI-U, US City Average, All Items) for the prior calendar year as determined by the U.S. Department of Labor. Said annual adjustment shall be effective July 1 each year.

Section 4. The above rates shall go into effect Jan 1, 2020

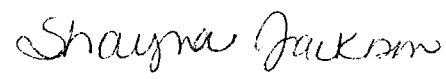
Section 5. This ordinance shall become effective upon final passage, the public welfare requiring it.

Passed First Reading 11/05/2019

Passed Second Reading 12/03/2019



Mayor



Recorder

Kingsport, Tennessee
Sullivan & Hawkins County
Year Submitted: 2020

applicant on the basis of the annual household income specified in the following sliding fee schedule:

<u>Annual Household Income</u>	<u>Annual Fee</u>
50.00% or less of Income Limit	No Fee
Over 50.00% to 62.50% of Income Limit	20% of Fee
Over 62.50% to 75.00% of Income Limit	40% of Fee
Over 75.00% to 87.50% of Income Limit	60% of Fee
Over 87.50% to 100.00% of Income Limit	80% of Fee
Over 100.00 % of Income Limit	100% of Fee

13. Roll Off Containers

- (a) A tipping fee per ton (Sullivan County rates)\$37.28
- (b) Rental fee, per month.....\$80.00
- (c) Pull fee, per trip (minimum of one per month).....\$100.00

B. Demolition Landfill Fee and Charges

A tipping fee shall be charged for all waste deposited in the City's Demolition landfill as follows:

1. A tipping fee shall be charged to all users of the Demolition Landfill. City residents will be allowed to tip a maximum of 1,000 lbs per trip at no cost twice per year (July 1 through June 30). This applies to City residents performing work at their primary residence.
2. A minimum tipping fee shall be charged for all vehicles entering the landfill with a net weight of less than 1,000 lbs \$16.00
3. A tipping fee shall be charged for all vehicles entering the landfill with a net weight of 1,000 lbs. or more calculated on a per ton basis at a rate of (per ton).....\$32.00

4. Tires

- (a) 4 or less, each\$1.00
- (b) More than 10, per ton\$140.00

C. Contract collectors and haulers of solid waste annual application and permit fee\$750.00

The annual fee must be submitted with the application. The fee is nonrefundable.

Provided the application is approved by the Director of Public Works, the permit shall expire on the next 30th day of April following issuance of the permit. The duration of the permit shall not exceed one year. The permit fee is not pro-rated. Regardless of when the application is submitted, the full fee must accompany the application; and the permit if granted, shall expire on the next 30th day of April following issuance.

Chapter 90 – Streets, Sidewalks and Other Public Places

- A. Sidewalk Dining Facilities Permit application fee \$50.00
(The permit shall remain valid for one year after issuance.)

Chapter 98 - Traffic and Vehicles

Parking Fees (effective January 1, 2003): A parking fee structure is not in effect for parking lots owned by the City of Kingsport. These lots are commonly referred to as the Commerce Street Parking Lot, the Farmers Market Parking Lot, the Shelby Street Parking Lot, the Library Parking Lot and the Five Points Parking Lot. Parking in these lots is allowed on a first come, first served basis unless posted otherwise for a special-use event authorized in writing by the City Manager.

Chapter 102 – Utilities

- A. Unmetered Non-commercial Customers - Monthly rate \$20.52
- B. Water Connection Service Fee and Deposits
 - 1. Inside City \$30.00
 - 2. Outside City \$40.00
 - 3. Deposit for all new and certain former residential customers.....\$50.00
- C. Temporary connection of 2 inch meter to fire hydrant

1. Inside City \$200.00
2. Outside City \$250.00

D. Water Usage Rates

1. Minimum gallons per month by meter size

<u>Size of Meter</u>	<u>Gallons (Inside City)</u>	<u>Gallons (Outside City)</u>
5/8 inch	2,000	1,400
1 inch	4,000	4,000
1½ inch	8,000	8,000
2 inch	14,000	14,000
3 inch	44,000	44,000
4 inch	111,000	111,000
6 inch	271,000	271,000
8 inch	388,000	388,000
10 inch	676,000	676,000
12 inch	1,200,000	1,200,000

2. Usage rate schedule

<u>Meter inside City</u>	<u>Gallons</u>	<u>per 1,000 gallons</u>
	First 2,000	\$4.19
	Next 13,000	3.37
	Next 55,000	2.60
	All Over 70,000	1.85
<u>Meter outside City</u>	<u>Gallons</u>	<u>per 1,000 gallons</u>
	First 2,000	\$11.67
	Next 13,000	7.07
	Next 35,000	6.39
	Next 70,000	5.93
	Next 70,000	4.85
	All over 190,000	4.56

NOTE: The water usage rates set out in paragraphs D.1 and D.2 above shall be applicable effective for billing on or after July 1, 2018.

E. Disconnection, Reconnection of Service

1. Reconnection/Nonpayment fee
 - (a) City water customers (before 5PM on work days) \$25.00
 - (b) City water customers (after 5PM, weekends, holidays) \$50.00
 - (c) Bloomingdale Utility District water customers BUD Current Rate
2. Meter removal or locking fee \$50.00
3. Obstruction removal fee \$50.00

F. Service Call Charges

- | | <u>Inside City</u> | <u>Outside City</u> |
|--|--------------------|---------------------|
| 1. Raise/lower water meter at the request of the user...\$70.00 | \$70.00 | \$95.00 |
| 2. Leak detection/line locating services
(provided on private property) per hour..... | \$60.00 | \$75.00 |
| 3. Backflow Prevention Devices Testing Fee | | |
| (a) Initial Test..... | | Free |
| (b) Annual Test..... | | Free |
| (c) Retesting Fee, per test (if device fails on initial or annual test)..... | | \$50.00 |
| 4. Service Fee | | |
| (a) Initial Call..... | | Free |
| (b) Recurring Service Calls, each | | \$25.00 |

G. Tapping Fees (Including Fire Services / Meter Relocation Fee / Fire Service Relocation Fee)

<u>Size of Connection (Meter or Fire Service)</u>	<u>Inside City</u>	<u>Outside City</u>
---	--------------------	---------------------

5/8 inch	\$ 635.00	\$ 1,100.00
1 inch	865.00	1,370.00
1 1/2 inch	1,035.00	1,670.00
2 inch	1,240.00	2,030.00
3 inch	3,700.00	4,900.00
4 inch	4,000.00	5,400.00
6 inch	6,900.00	9,000.00
8 inch	8,700.00	11,000.00
10 inch	12,100.00	14,900.00

NOTE: Tapping fees, relocation fees and fire service fees for meters of 6 inches and larger shall be subject to additional charges calculated on an individual basis, based on the cost to connect the meter to the City's main water line.

H. Private Fire Service Connection (Monthly Charge - Plus usage rates found in Section D.2)

Size of Connection Furnished by City	Inside City	Outside City
4 inches and below	\$ 15.00	\$ 31.00
6 inches	20.00	42.00
8 inches	30.00	62.00
10 inches	40.00	82.00
12 inches	60.00	142.00

I. Fire Hydrants

1. Fire hydrant installation (inside or outside City) \$2,500.00
2. Hydrant relocation fee (inside or outside City when performed at the request of any interested party) \$2,500.00

J. Water Line Extension

1. Cost estimation (refundable only if extension is approved) \$50.00
2. Extension cost (per foot)

Size	Cost per Lineal Foot
2-inch PVC	\$7.00
4-inch PVC	\$10.00
6-inch ductile iron	\$30.00
8-inch ductile iron	\$40.00

NOTE: On extensions of 6 and 8-inch ductile iron pipe there will be an additional charge of \$1,000 per 500 feet for fire hydrant connection plus the hydrant fee stated above.

K. Sewers and Sewage Disposal

1. Tap-on fees
 - (a) Residences, single family - cluster homes, condominiums, townhouses, duplexes, row houses etc. per living unit (existing structures and new construction) served by sanitary facilities
 - (1) Inside City \$1,950.00¹
 - (2) Outside City \$2,250.00¹
 - (b) Additional units on same tap \$200.00
 - (c) Additional units requiring additional tap
OR, additional tap on same property
OR, relocation of existing lateral
 - (1) Inside City \$1,950.00¹
 - (2) Outside City \$2,250.00¹
 - (d) Car wash (existing structures and new construction)

(1)	First bay	
(i)	Inside City	\$1,950.00
(ii)	Outside City.....	\$2,925.00
(2)	Each additional bay	
(i)	Inside City	\$500.00
(ii)	Outside City.....	\$750.00
(e)	Multi-family complexes, hotels, motels, hospitals, nursing homes, retirement centers, mobile home parks (existing structures and new construction)	
(1)	First rental unit/room	
(i)	Inside City	\$1,950.00
(ii)	Outside City.....	\$2,925.00
(2)	Each additional unit	
(i)	Inside City	\$200.00
(ii)	Outside City.....	\$300.00
(f)	Large and small commercial users, factories and shopping centers (existing structures and new construction)	
(1)	First 10,000 sq. ft. (or each additional lateral)	
(i)	Inside City	\$1,950.00
(ii)	Outside City.....	\$2,925.00
(2)	Each additional 10,000 sq. ft.	
(i)	Inside City	\$300.00
(ii)	Outside City.....	\$450.00
(g)	Low Pressure Tap Fees	
	On-site Individual Pump (requires evaluation, Public Works Director's written approval and written agreement with property owner)	
(1)	New Structures	
(i)	Inside City	\$5,000.00
(ii)	Outside City	\$5,300.00
(2)	Existing Structures	
(i)	Inside City	\$1,950.00
(ii)	Outside City	\$5,300.00
(h)	Sewer connection fee (charged to developer when City crews tap or connect developer installed collector lines to existing City trunklines).....	\$1,000.00

¹Financing shall be available to residential property served by City of Kingsport installed collector sewers. For the purpose of determining the availability of financing, residential property shall mean existing single family residences or row houses, as defined herein, and include new residential construction only when the construction is for the property owner's own personal use. Tap Fees may be financed over a ten (10) year period and shall be payable in equal monthly installments including interest charged at a rate established by this resolution. A property owner(s) desiring to finance the tap fee will be required to execute a promissory note secured by a deed of trust in the amount of the tap fee payable to the City of Kingsport. The promissory note and the deed of trust shall be a standard form prescribed by the City Recorder and approved by the City Attorney. Also, the property owner shall owe a lateral construction fee in addition to the current tap fee if the lateral is not in place at the time of connection.

2. Interest rate, per annum..... 9.5%
- Upon mailing of notices of the availability of sewer to the property owner of record, or on the date of the tap fee permit, whichever shall come first, when payment is not received in full, interest shall begin to accrue on the 91st day from the date of the notification, or on the date of the permit, as is applicable, on the amount of the tap fee, the lateral fee, or lateral construction fee schedule and related definitions.

3. Recording fee and other charges for recording Deeds of Trust and Release Deeds will be the same as those assessed to the City by the Register of Deeds of the county where the deeds are recorded.

4. Definitions

(a) Financing:

Financing shall be available to residential property served by City of Kingsport installed collector sewers. For the purpose of determining the availability of financing, residential property shall mean existing single family residences or row houses, as defined herein, and include new residential construction only when the construction is for the property owner's own personal use. A property owner(s) desiring to finance the tap fee will be required to execute a promissory note in the amount of the tap fee due payable to the City of Kingsport. The property owner(s) shall also be required to execute a Deed of Trust securing the note. The promissory note and the deed of trust shall be a standard form prescribed by the City Recorder and approved by the City Attorney. The property owner(s) shall be further required to pay to the City a recording fee as set out herein at the time the Deed of Trust is executed.

Owners of the following classes of property:

—Residences or row houses (existing structures or new construction only when the construction is for the property owner's own personal use)

—Existing additional units

may finance the tap fee due and payable to the City over a ten (10) year period in equal monthly installments including interest charged at a rate established by this resolution upon the execution of a promissory note and a deed of trust securing the note.

In the event an outside property owner financing a tap fee is annexed he/she shall be given a pro rata credit to their outstanding principal balance in the month following the effective date of annexation equal to the difference between an outside tap fee and an inside tap fee in effect at the time the promissory note was initially entered into. The pro rata amount to be credited against the property owner's account will be determined by allocating the difference between an outside tap fee and an inside tap fee on a monthly basis over the term of the promissory note and applying the monthly amount to the number of installments remaining to be billed over the term of the promissory note as of the effective date of the annexation. The amount calculated by applying the monthly amount to the number of unbilled installments as the effective date of annexation will be applied as a credit against the property owner's outstanding principal balance.

Financing shall not be available to owners of the following class of property:

— New residences located in subdivisions in which sewer mains and laterals have been installed by developers

Also, financing shall not be available in cases where the development is for speculative purposes. In determining if construction is for speculative purposes, any sewer tap permit issued in the name of a licensed contractor, plumber, developer, or broker shall be considered for speculative purposes and payment of the tap fee in full shall be required. In cases where a contractor

constructs a residence for personal occupancy and desires to finance the tap fee, the contractor/owner will be eligible to finance when he or she provides the City Recorder with (1) certification that the residence has been constructed for personal occupancy of the owner/ contractor, and (2) executes a standard City of Kingsport promissory note and deed of trust securing the note for sewer tap fees payable to the City of Kingsport. The "Certification of Construction for Personal Occupancy" shall be a standard form prescribed by the City Recorder and approved by the City Attorney.

(b) Categories of Uses

- (1) Single Family Residence: A building occupied exclusively for residence purpose by one family or housekeeping unit, independent of any other structure, and generally owner occupied.
- (2) Row Houses: Utilizes a common wall between houses (duplex) or row house can have common walls on both sides of the structure (cluster home, townhouse and/or condominium) and usually is one-family owner occupied.
- (3) Additional Existing Units: Additional existing units on same lot or parcel of land with existing residence and connected to the same sewer tap.
- (4) Subdivisions and/or Planned Residential Development: Developments approved by the Kingsport Planning Commission where developer installs sanitary sewer collector system to City specifications and conveys by deed to City for maintenance. Internal circulation can be either public or private streets. Development where individual living units are available for private ownership.
- (5) Multi-family Project: Usually involves more than one building on a large site (internal vehicular circulation serving each building) and each multifamily complex or building located within the multifamily project shall be subject to the fee schedule established herein for multifamily complexes. Housing can be either low- or high-rise. The project is usually under one ownership, and the dwelling units are rented, but each dwelling unit may be under individual ownership.
- (6) Multi-family Complex: Usually consists of one building with direct access from building to public street and/or sanitary sewer easement. Can be either one ownership of entire project or individual ownership of each dwelling unit.
- (7) Hospitals, Nursing Homes, Retirement Centers: Unit/room is determined by the area (number of beds) served by one bath. Can be a private room, semi-private room or two rooms, etc.
- (8) Public Sewer System: A sanitary sewer system installed in a development comprised of lots, units, etc., available for individual acquisition and ownership. System developed to City specifications, at developer's expense and conveyed by deed to the City for maintenance.
- (9) Small Commercial Users (with less than 10,000 square feet in floor area): Such as those businesses or services as set

forth in Article IV, Section 5, Subsection (A) - (E), inclusive, and Section 9 of the Zoning Ordinance of the City of Kingsport, except that those uses permitted within other zones or uses expressly excepted by Section 26-124 of the Code of Ordinances of the City of Kingsport or this Resolution shall not be construed to be included in this classification.

5. Monthly sewer service charges
 - (a) Class I sewerage inside City

per 1,000 gallons per month	\$8.14
Minimum charge (2,000 gallons).....	\$16.28
 - (b) Class I sewerage outside City

per 1,000 gallons per month	\$12.24
Minimum charge (2,000 gallons).....	\$24.48
 - (c) Class II sewerage surcharge fees
 - (1) BOD per lb.....\$0.204
 - (2) TSS per lb.....\$0.102
 - (d) Residential or commercial water customers located within the corporate limits of the City of Kingsport where sanitary sewers are not available and are identified by the Public Works Director as receiving septic tank pumping and waste hauling services provided by the City of Kingsport shall be subject to the sewer user fee for Class I customers as set out in (a) above. Tap fee applicable to property served shall be paid before such service begins.

NOTE: The sewer usage rates set out in paragraph K.5 above shall be applicable effective for billing on or after July 1, 2018.

6. A sewer cap shall be established for all residential customers as follows:
 - (a) An average base figure on water consumption will be established for individual residential customers. This figure will be calculated by using the consumption by each metered customer during the five-month billing periods of December to April, winter months when water usage is reasonably stable, and when most water enters the City sewer system.
 - (b) Since sewer fees are based on per-thousand-gallon usage, the average that was calculated from the winter period will be rounded-up to the next thousand-gallon level.
 - (c) A 3,000-gallon amount will be added to the average of each customer to arrive at a final individual consumption average.
 - (d) Once established, the final average will be used as the annual individual sewer cap for the following year. A new cap will be established during each winter period and the procedure will be repeated.
 - (e) Any new residential customer will be assigned a cap of 8,000 until an average individual cap can be established.

7. Wastewater discharge permit fees
 - (a) Non-domestic permit application
 - (1) Original application

(i) Inside City	\$50.00
(ii) Outside City	\$60.00
 - (2) Renewal application

(i) Inside City	\$25.00
(ii) Outside City	\$30.00

Fee is non-refundable. Applicants who file an application with incomplete or missing information have thirty (30) days to correct and resubmit the application. Those applicants not resubmitting within 30 days will be required to start the application process over, including payment of another fee.

	(b)	Non-domestic permits (annual fee)	
		(i) Inside City.....	\$200.00
		(ii) Outside City	\$240.00
		Permits are issued for annual periods not to exceed a 5-year time limit.	
		Fees are based on an annual rate.	
	(c)	Transfer permit.....	\$100.00
8.		Waste Water Appeals Board fee	\$250.00
9.		Water/Sewer Monitoring, inspection and surveillance fees	
	(a)	Lateral inspection	
		(1) Inside City (per foot).....	\$2.00
		(2) Outside City (per foot).....	\$3.00
		(3) Minimum charge	\$50.00
	(b)	Dye/Smoke test	
		(1) Inside City	\$50.00
		(2) Outside City	\$75.00
	(c)	Investigation of odor	
		(1) Inside City.....	\$50.00
		(2) Outside City	\$75.00
	(d)	Pretreatment inspection.....	\$50.00
	(e)	Sample collection/composite	
		(1) City provides equipment	\$50.00
		(2) Industry provides equipment.....	\$30.00
	(f)	Sample collection/grab	\$50.00
	(g)	Flow monitoring (per day).....	\$50.00
	(h)	5-day BOD	\$25.00
	(i)	Total Coliform/E-Coli	\$35.00
	(j)	Total suspended solids.....	\$15.00
	(k)	Dissolved oxygen	\$10.00
	(l)	Ammonia	\$20.00
	(m)	pH	\$10.00
	(n)	Temperature.....	\$10.00
	(o)	Oil and grease	\$50.00
10.		Waste hauler permit fee (annual)	\$50.00
11.		Hauled waste disposal	
	(a)	Domestic (per load up to 2,000 gallons)	\$75.00
	(b)	Non-domestic (per 1,000 gallons)	
		(1) Inside City.....	\$150.00
		(2) Outside City (in 201 area)	\$250.00
		(3) Outside City (out of 201 area)	\$400.00
12.		Application exception	\$500.00
		(temporary exception to waste water discharge restrictions)	
		1 per year not to exceed 180 days	
13.		Lateral cleaning	
	(a)	Inside City	\$100.00
	(b)	Outside City.....	\$150.00
14.		Relocation of residential pump	
	(a)	Inside City	\$3,000.00
	(b)	Outside City.....	\$4,500.00

- 15. UST discharge permit fee (per tank) \$100.00
- 16. Groundwater discharge permit fee \$250.00
(annual fee, per location)
- 17. Manhole adjustment fee (per foot adjusted) \$200.00
- 18. Lateral location fee
 - (a) Inside City \$150.00
 - (b) Outside City \$200.00

L. Stormwater User's Fee Rates

*The terms used in this subsection L shall have the same meaning ascribed to such terms in Ordinance No. 6146, establishing the stormwater utility.

*The single-family unit (SFU) is hereby established as 3,794 square feet of impervious surface area. The base rate for stormwater user's fees is \$3.50 per month per SFU.

*For the other developed property classification in the chart below, the number of single-family units is determined by dividing the total square footage of impervious surface area of the property by the single-family unit (SFU) rounded to the nearest tenth. The minimum value shall not be less than one single-family unit.

The stormwater user's fee rate for non-exempt single-family residential property, non-single family residential property, and other developed property classifications are shown in the following chart:

Classification	% SFU	Stormwater User's Fee Monthly Rate
Single-Family Residential Property		
Tier (square footage of impervious surface)		
0 to 1,912	70	\$2.45 per month
1,913 to 6,269	100	\$3.50 per month
6,270 and beyond	140	\$4.90 per month
Non-Single Family Residential Property – Duplexes, townhouses, apartments, condominiums, mobile homes, etc.		
Charge Per Each Dwelling Unit	60	\$2.10 per month
Other Developed Property – Commercial, industrial, institutional, recreational, cultural, churches, parking lots, etc.	Variable, depending on amount of impervious surface area	\$3.50 per SFU per month with a minimum fee of no less than \$3.50 per month

The stormwater user's fee shall be effective beginning February 1, 2012. The fee will become due at the end of the month in which it is charged, and it will be payable in the following month.

M. Payment Processing Posting Priority

Payments for services billed on City utility statements will be processed, posted and applied to the accounts receivable in the following order of priority:

<u>Payment Priority</u>	<u>Accounts Receivable Description</u>
10.....	Bankruptcy
11.....	Balance Forward
12.....	Payment Correction Transfer Balance
13.....	Returned Check Fee
14.....	Service Charges
15.....	Returned Check Transfer Balance
16.....	Declined Credit Card IVR Fee
17.....	Non-Payment Fee

- 18.....Final Bill
- 19.....Installation Fees
- 20.....Water Tap Fees
- 21.....Lines Extension Estimate
- 22.....Utility Deposit
- 23.....Finance Department Adjustment
- 30.....Stormwater Penalty
- 31.....Stormwater Fees
- 40.....Residential Garbage – Backdoor
- 41.....Residential Garbage – Curbside
- 42.....Multi-Family/Business/Professional Complex Garbage
- 60.....Miscellaneous Charge
- 61.....Deposit Interest
- 62.....Census Survey
- 78.....Sewer Penalties
- 79.....Sewer Sales
- 87.....State Sales Tax
- 88.....Water Penalties
- 89.....Water Sales

- N. Bulk Sale of Residential Water and Sewer Taps – Bundled (Taps purchased as a bundle and assigned to an existing address)
 If the account is not activated within the first year, minimum usage rates will begin one year from the date of purchase.
- 1. 10-19 taps purchased as a bundle
 - (a) Inside City.....25% discount
 - (b) Outside City.....20% discount
 - 2. 20 or more taps purchased as a bundle
 - (a) Inside City.....50% discount
 - (b) Outside City.....40% discount

Chapter 110 - Vehicles for Hire

- A. Charter Bus Fees
- 1. Per hour (subject to a three (3) hour minimum charge) \$40.00
 - 2. Private Charter of 24-passenger Mini-Bus (first 2 hours)..... \$150.00
 - (a) (per hour thereafter) \$100.00
 - 3. Non-Profit/Hotel-Motel Charter of 24-passenger Mini-Bus
 - (a) (First two hours) \$125.00
 - (b) (per hour thereafter) \$80.00
- [NOTE: Fees are for actual time beginning when vehicle leaves City Garage until return to City Garage.]
- B. 24-Passenger Mini-Bus Advertising Rates (for 6-month period)
- Side Panel (each)..... \$7,000.00
 - Back Panel \$4,000.00
 - Both Sides and Back Panel \$15,000.00
- C. KATS Fixed-Route Service Fares
- 1. Regular fare \$1.00
 - 2. 65 and over..... \$0.50
 - 3. Handicapped..... \$0.50
 - 4. Monthly Pass \$20.00
 - 5. City Employees/Students with valid ID/Children under age 18 Free
 - 6. Military Veterans with Valid ID..... \$0.50

Kingston, Tennessee

Roane County

Year Submitted: 2022

**CITY OF KINGSTON TENNESSEE
 WATER AND SEWER DEPARTMENT
 SCHEDULE OF UTILITY RATES
 EFFECTIVE BILLING JULY**

		2020/2021 Rates	2021/2022 Rates
Water			
	Regular Water Inside-City		
	Minimum (0-1,000 gal.)	\$ 12.11	\$ 13.25
	Volumetric (per 1,000 gal. over 1,000 gal.)	\$ 8.39	\$ 9.18
	Regular Water Outside-City		
	Minimum (0-1,000 gal.)	\$ 16.33	\$ 13.25
	Volumetric (per 1,000 gal. over 1,000 gal.)	\$ 14.42	\$ 9.18
	Watts Bar Utility (Contract Rate)		
	Volumetric (per 1,000 gal.)	\$ 2.00	\$ 2.00
	Sprinklers Rate	\$ 46.80	\$ 51.20
Sewer			
	Regular Sewer Inside-City		
	Minimum (0-1,000 gal.)	\$ 12.11	\$ 13.25
	Volumetric (per 1,000 gal. over 1,000 gal.)	\$ 11.38	\$ 12.45
	Regular Sewer Outside-City		
	Minimum (0-1,000 gal.)	\$ 12.11	\$ 13.25
	Volumetric (per 1,000 gal. over 1,000 gal.)	\$ 11.38	\$ 12.45
	Flat Rate Sewer		
	Flat Charge (Based on 5,000 gal)	\$ 57.63	\$ 63.05

Miscellaneous Fees

Water User Fees			
	Residential	\$ 872.00	\$ 954.00
	Irrigation Meter Service	1,743.00	1,907.00
	Mobile Homes Per Unit	854.00	934.00
	Commercial, Hotels, Motels, Campgrounds, Assisted Living, Nursing Homes	8,541.00	9,344.00
	Apartment complex (>3 Units) (per unit)	610.00	667.00
	Commercial, Restaurants, Churches, Physician Office, Carwash	1,801.00	1,970.00
	Fire Tap for Sprinkler System plus Materials	291.00	318.00
	Application Fee/Service Charge for New Service (Non Refundable)	145.00	159.00
	Reconnection Fee	50.00	60.00
	After Hours Emergency Reconnect	75.00	85.00
	Trip Fees	25.00	40.00
	Moving Fee from one location to another/ Landlord fee (Non Refundable)	\$ 40.00	\$ 40.00
	Annual Cross Connection	\$ 50.00	\$ 50.00
	Profiles (1st one free)	\$ 25.00	\$ 40.00
	NSF	\$ 30.00	\$ 30.00
Sewer User Fees			
	Residential	\$ 1,220.00	\$ 1,335.00
	Commercial, Hotels, Motels, Campgrounds, Assisted Living, Nursing Homes	12,201.00	13,348.00
	Commercial, Restaurants, Churches, Physician Office, Carwash	2,440.00	2,669.00

Kingston Springs, Tennessee
Cheatham County
Year Submitted: 2020

EXHIBIT "A"

TOWN OF KINGSTON SPRINGS, TENNESSEE ANNUAL SEWER RATE INCREASE

Date of Passage of Resolution 19-006 – July 18, 2019

Date of Notice to SSCUD: July 19, 2019

USAGE CATEGORIES	PRESENT RATE 2018-2019	3% INCREASE 2019-2020
Base	7.59	7.82
0-2000 Gallons	5.99	6.17
2001 - 4000 Gallons	8.80	9.06
4001 – 12,000 Gallons	8.93	9.20
12,001 – 20,000 Gallons	9.04	9.31
Over 20,001 Gallons	9.38	9.66

Knoxville, Tennessee

Knox County

Year Submitted: 2022

More in "BILLS & PAYMENTS" ▼

Residential Rates

RESIDENTIAL RATE SCHEDULES AS OF MAY 2022

Note: Additional service charges not listed below may apply to customer bills. See our [Service Fees](#) pages or contact KUB at [865-524-2911](tel:865-524-2911) for the most accurate billing information.

Electric Rates

Residential Electric Rates	Cost per Kilowatt Hour
Single Family Dwelling	\$0.09919
Basic Service	\$20.50

Residential Electric Rates - TOU	Cost per Kilowatt Hour
Single Family Dwelling Onpeak	\$0.20639
Single Family Dwelling Offpeak	\$0.07495
Basic Service	\$20.50

Natural Gas Rates

Residential G-2 Rates	Cost per Therm
Winter 0-30 Therms*	\$1.4938
Winter 31+ Therms	\$1.2816

Summer 0-50 Therms	\$1.3151
Summer 51+ Therms	\$1.1965
Basic Service	\$10.90

*Meters are read using cubic feet while gas is billed using Therms (100,000 BTUs). To convert, simply multiply hundreds of cubic feet (CCF) by 1.07. Example: 100 CCF x 1.07 = 107 Therms.

Water Rates

Amount	Inside City	Outside City
1-2 CCF*	\$1.10 per ccf	\$1.20 per ccf
Over 2 CCF	\$2.80 per ccf	\$3.35 per ccf
Basic Service (5/8" Meter)	\$18.00	\$19.40

*CCF = 100 Cubic feet or 748 Gallons of Water
 Information on [KUB Watering and Leak Credits](#)

Wastewater Rates

Amount	Inside City	Outside City
1-2 CCF*	\$1.75 per ccf	\$1.90 per ccf
Over 2 CCF	\$8.70 per ccf	\$9.30 per ccf
Basic Service (5/8" Meter)	\$35.90	\$39.90

*CCF = 100 Cubic feet or 748 Gallons of Water
 Residential wastewater rates are based on water consumption.

Click on the links below to view the full text of KUB rate schedules in Adobe PDF format.

Residential Electric Rates	
Schedule	Description

RS	Residential Service Rate
RS-TOU	Residential TOU Service Rate
LS	Outdoor Lighting Rate
LED	LED Lighting Rate
Residential Natural Gas Rates	
Schedule	Description
G2	Residential Gas Service
Residential Water Rates	
Schedule	Description
Residential	Water General Service
B	Private Fire Service
Residential Wastewater Rates	
Schedule	Description
Residential	Wastewater Service
D	Sewer Improvement Charge

Electric Rate Information

TVA produces electricity and sells it to distributors, like KUB, that deliver electricity to homes and businesses. (TVA is KUB's single provider of electricity).

More than 80 cents of every dollar electric customers pay KUB goes to purchase power from TVA. KUB's margin (the portion of electric rates we keep to maintain and operate the system) is less than 20 cents on the dollar.

As TVA's costs for non-controllable items such as coal, natural gas, and purchased power rise and fall, TVA passes 100 percent of the cost increase or decrease along to distributors through its Fuel Cost

Adjustment (FCA). TVA may make adjustments each month, as needed, to reflect the difference in projected and actual fuel costs.

KUB passes 100 percent of TVA increases/decreases to customers, therefore, KUB residential electric rates will vary each month. A customer's bill will also vary from month to month based on the amount of electricity consumed. Factors that impact consumption include weather, individual usage habits, and the size and energy efficiency of the customer's home.

The fuel cost adjustment will also impact those KUB customers who are billed each month for private outdoor lighting. The charges for the private outdoor security lights will automatically adjust as the TVA fuel cost adjustment moves rates up or down.

Natural Gas Rate Information

KUB purchases natural gas on the open market for resale to customers. Although market prices do fluctuate, KUB purchases natural gas throughout the year to smooth out market prices. We then simply add the cost of delivering gas to the wholesale rate without any additional markup. This method allows KUB to maintain a reliable supply of natural gas for its customers while keeping costs as low and smooth as possible.



**Knoxville Utilities Board
Water Division**

WATER GENERAL SERVICE - RESIDENTIAL

Availability

Service under this rate schedule shall be available only to residential customers served individually through a separate meter.

An existing customer or applicant for service under this schedule may be required to execute a contract specifying, among other things, a minimum bill and minimum term for service under this schedule.

Rate

The Water Service Charge shall be calculated using the applicable rate tables provided below, based on the customer's meter size and monthly water usage. KUB may, at its sole discretion, bill water using the same rates converted to a rate per gallon for usage measured in gallons: 1 Ccf equals 748 gallons.

In the event more than one meter is utilized to determine billed consumption, multiple basic service charges may apply. Charges will apply without regard to ownership of the meter(s).

1. Inside City Rate

For water furnished to premises entirely within the corporate limits of the City of Knoxville:

Basic Service Charge

5/8" meter	\$18.00
------------	---------

For meters greater than 5/8" the Customer Charges listed in the Water Nonresidential schedule shall be utilized.

Commodity Charge

First	2 Ccf	at	\$1.10 per Ccf
Over	2 Ccf	at	\$2.80 per Ccf

2. Outside City Rate

For water furnished to premises upon which any water faucet or other outlet is outside the corporate limits of the City of Knoxville:

Basic Service Charge

5/8" meter	\$19.40
------------	---------

For meters greater than 5/8" the Customer Charges listed in the Water Nonresidential schedule shall be utilized.

Commodity Charge

First	2 Ccf	at	\$1.20 per Ccf
Over	2 Ccf	at	\$3.35 per Ccf

Rules and Regulations

Service is subject to Rules and Regulations of KUB.

Resolution No. 1434. Effective July 1, 2021

A

Knoxville Utilities Board Wastewater Division

WASTEWATER GENERAL SERVICE – RESIDENTIAL RATE SCHEDULE

Availability

Service under this rate schedule shall be available only to residential customers served individually through a separate meter.

An existing customer or applicant for service under this schedule may be required to execute a contract specifying, among other things, a minimum bill and minimum term for service under this schedule.

Rate

The Wastewater Service Charge shall be calculated using the applicable rate tables provided below, based on the customer's water usage and water meter size with the following exceptions:

- 1) For customers whose wastewater discharge volumes are metered separately from their water usage, the metered wastewater discharge volumes will be used to calculate Service Charges under this schedule. The meter size used to calculate the Additional Monthly Charge under this schedule will be the largest equivalent water meter size as determined by KUB.
- 2) If neither the customer's water usage nor wastewater discharge volumes are metered, the average water usage and water meter size of comparable metered customers as determined by KUB will be used to calculate the charges under this schedule.

In the event more than one meter is utilized to determine billed consumption, multiple basic service charges may apply. Charges will apply without regard to ownership of the meter(s).

KUB may, at its sole discretion, bill wastewater using the same rates converted to a rate per gallon for usage measured in gallons: 1 Ccf equals 748 gallons.

1. Inside City Rate

For wastewater service provided to premises entirely within the corporate limits of the City of Knoxville:

Basic Service Charge

5/8" meter	\$ 35.90
1" meter	\$ 50.90
1 1/2" meter	\$ 62.90
2" meter	\$ 82.90

For meters greater than 2" the Customer Charges listed in the Wastewater Nonresidential schedule shall be utilized.

Commodity Charge

First	2 Ccf	at	\$ 1.75 per Ccf
Over	2 Ccf	at	\$ 8.70 per Ccf

2. Outside City Rate

For wastewater service provided to premises entirely or partly outside the corporate limits of the City of Knoxville:

Basic Service Charge

5/8" meter	\$ 39.90
1" meter	\$ 53.90
1 1/2" meter	\$ 70.90
2" meter	\$ 90.90

For meters greater than 2" the Customer Charges listed in the Wastewater Nonresidential schedule shall be utilized.

Commodity Charge

First	2 Ccf	at	\$ 1.90 per Ccf
Over	2 Ccf	at	\$ 9.30 per Ccf

Additional Charges

In addition to the wastewater service charge, users whose wastewater has

strength characteristics in excess of normal domestic wastewater shall pay an Extra Strength Surcharge as set forth in Schedule B. A Sewer Improvement Charge may also be payable as set forth in Schedule D.

Rules and Regulations

Service is subject to Rules and Regulations of KUB.

Resolution No. 1434 Effective July 1, 2021

Lafayette, Tennessee

Macon County

Year Submitted: 2020

CITY COUNCIL MEMBERS
Roger Russell, Vice Mayor
Seth Blankenship
Pam Cothron
Jason Phelps
Steve Turner
Jerry Wilmore



City of Lafayette
P.O. BOX 275
LAFAYETTE, TENNESSEE 37083
PHONE 615-666-2194
FAX 615-666-2922

POLICE CHIEF
Stacy Gann

FIRE CHIEF
Troy Brawner

PUBLIC WORKS
DIRECTOR
Jeff Harper

CITY ATTORNEY
James D. White, Jr.

www.lafayette-tn.org

Richard F. Driver, Mayor

Cheryl Huntsman, City Recorder

City of Lafayette 2020 Rate Schedules

Water Rates

Inside

1 st 1000 gallons	6.00
Next 9000 gallons	4.44

Outside

1 st 1000 gallons	12.03
Next 9000 gallons	8.88

Sewer Rates

Inside

1 st 1000 gallons	14.39
Next 9000 gallons	9.84

Outside

1 st 1000 gallons	28.77
Next 9000 gallons	19.68

Thank you!



Allen & Hoshall

1661 International Drive, Suite 100
Memphis, Tennessee 38120
Office 901.820.0820
Fax 901.683.1001
www.allenhoshall.com

February 21, 2020

LAFAYETTE WATER & SEWER DEPARTMENT
PO BOX 275
LAFAYETTE, TN 37083

Subject: 2020 Tennessee Municipal League – Water and Sewer Rate Comparison

Dear Friends,

At the 2019 TML Meeting, we received numerous requests to prepare a new water and sewer rate comparison for Tennessee municipalities. We are pleased to announce that Allen & Hoshall will have a new rate study ready for the 2020 TML meeting in Chattanooga!

..... but we need your help

Please send us a copy of your current water and sewer rate schedule(s) using the enclosed envelope or via email to rates2020@allenhoshall.com. We kindly request that you send us your rates no later than March 31, 2020.

Thank you in advance for providing this information. Please visit our Booth at the TML meeting to pick up your copy of the survey.

Also, please stop by and pick up a free TML Tee Shirt, which Allen & Hoshall is pleased to distribute at each annual meeting.

Sincerely,

Allen & Hoshall

Harry J. Pratt, PE
President

Lafollette, Tennessee
Campbell County
Year Submitted: 2022



LAFOLLETTE UTILITIES
302 North Tennessee Avenue
P.O. Box 1411
LaFollette, Tennessee 37766
(423) 562-3316

WATER AND SEWER RATE SCHEDULE
July 2019

WATER RATES

SCHEDULE NO. 1 - INSIDE CORPORATE LIMITS

0 – 1,500 gallons (minimum monthly bill).....	\$15.90
Next 8,500 gallons.....	\$4.89 per thousand gallons
Over 10,000 gallons.....	\$3.93 per thousand gallons

SCHEDULE NO. 2 - OUTSIDE CORPORATE LIMITS

0 – 1,500 gallons (minimum monthly bill).....	\$24.58
Next 8,500 gallons.....	\$8.15 per thousand gallons
Over 10,000 gallons.....	\$6.54 per thousand gallons

SEWER RATES

SCHEDULE NO. 1 - INSIDE CORPORATE LIMITS

0 – 1,500 gallons (minimum monthly bill).....	\$30.36
Over 1,500 gallons.....	\$6.50 per thousand gallons

SCHEDULE NO. 2 - OUTSIDE CORPORATE LIMITS

0 – 1,500 gallons (minimum monthly bill).....	\$37.42
Over 1,500 gallons.....	\$10.42 per thousand gallons

LaGrange, Tennessee

Fayette County

Year Submitted: 2022

From: [Town of Lagrange](#)
To: [Terry Lawson](#)
Subject: Town of La Grange water rates
Date: Monday, May 9, 2022 2:44:33 PM

[CAUTION: External Email]

2022 TML - - Water Rate Comparison
Town of La Grange, La Grange TN.
Base Rate is \$22.52, cost per 1,000 Gallons = \$10.42
Gallons used x .01042 + \$22.52 = amount charged for water usage.

Town of LaGrange
20 Main St
PO Box 621
LaGrange, TN 38046
Phone: City Hall 901-878-1246
Fax: 901-878-1861

Disclaimer

This email and any files transmitted with it are confidential information and intended solely for the use of the individual(s) or entity named above. If you are not the intended recipient you are hereby notified that any disclosure, copying, distribution or the taking of any action in reliance on the contents of this information is strictly prohibited and may be unlawful. If you received this email and are not an intended recipient, please delete it from your system. Mail delivered by Allen & Hoshall, Inc. mail system.

AHESandDisclaimer2016

Lauderdale County, Tennessee
Lauderdale County
Year Submitted: 2020

LCWS

Water Rates \$ 11.00 0-1,000 gallons
\$ 6.00 1001 & up

Tap Fee \$ 250.00

Trip Fee \$ 20.00

Reconnect Fee \$ 30.00

Deposit \$ 75.00

Commercial \$ 150.00

Data Points \$ 30.00

Current

Example \$ 11.00
5,000 gallons \$ 24.00
Total \$ 35.00 plus tax

Rate Ideas

Example \$ 11.00 Base Rate

6.00 per
5,000 gallons \$ 30.00 thousand
Total \$ 41.00 plus tax

Example \$ 15.00 0-1,000

\$7.00 per
5,000 gallons \$ 28.00 thousand
Total \$ 43.00 plus tax

Example \$ 11.00 0-500

6.00 per
5,000 gallons \$ 27.00 thousand
Total \$ 38.00 plus tax

LaVergne, Tennessee
Rutherford County
Year Submitted: 2020

From: [Allison Wood](#)
To: [Terry Lawson](#)
Subject: La Vergne Water/Sewer Rates
Date: Wednesday, February 26, 2020 2:10:53 PM

CAUTION: This email originated from outside your organization. Exercise caution when opening attachments or clicking links, especially from unknown senders.

<u>TYPE</u>	<u>WATER</u>	<u>SEWER</u>	<u>TOTAL</u>
RESIDENTIAL (\$41.53) + TAX	\$14.21 FIRST 2K \$3.67 1K AFTER	\$22.43 FIRST 2K \$5.81 1K AFTER	\$36.64 \$9.48
COMMERCIAL + TAX	\$18.39 FIRST 2K \$4.18 1K AFTER	\$29.02 FIRST 2K \$6.61 1K AFTER	\$47.41 \$10.79
INDUSTRIAL \$862.12+TAX	\$334.38 FIRST 2K \$5.60 1K AFTER	\$527.74 FIRST 2K \$7.36 1K AFTER	 \$12.96

NOTICE:

This message is intended only for the addressee and may contain confidential and/or proprietary information that is intended for the person/entity to whom it was originally addressed. Any use by others is strictly prohibited.

If you have received this e-mail communication in error, please call the sender immediately at (615) 793-6295 and delete all copies of the message and any attachments.

Lawrenceberg, Tennessee

Lawrence County

Year Submitted: 2022

LAWRENCEBURG UTILITY SYSTEMS

<u>WATER RATES</u>		
		Effective
Rate Code	Revised August 2017	8/1/2017
	Levels (in hundreds)	
[1]		
Residential	45	33.73
Inside	Minimum Charge	\$ 15.04
	0-10 (in hundreds)	
	11-999999 (in hundreds)	\$ 0.534000
[2]		
Commercial	400	270.39
Inside	Minimum Charge	\$ 40.11
	0-20 (in hundreds)	
	21-999999 (in hundreds)	\$ 0.606000
[3]		
Industrial	75000	39,033.65
Inside	Minimum Charge	\$ 99.23
	0-20 (in hundreds)	
	21-200 (in hundreds)	\$ 0.629000
	201-999999 (in hundreds)	\$ 0.519000
[4]	1,000	404.47
Utility Districts	Customer Charge	\$ 108.73
Regular Supply	All gallons (in hundreds)	\$ 0.29574
Under Contract		
[10]		
Residential	73.5	68.23
Outside	Minimum Charge	\$ 26.13
	0-10 (in hundreds)	
	11-999999 (in hundreds)	\$ 0.663000
[11]		
Commercial	128	123.48
Outside	Minimum Charge	\$ 49.61
	0-20 (in hundreds)	
	21-999999 (in hundreds)	\$ 0.684000
[16]		
Residential	Customer Charge	0.01

LAWRENCEBURG UTILITY SYSTEMS

<u>WATER RATES</u>		
		Effective
Rate Code	Revised August 2017	8/1/2017
	Levels (in hundreds)	
Penny Meter		
[17]		
Fire Hydrant Use	Equipment Charge	
	Minimum Charge	\$ 37.74
	0-20 (in hundreds)	
	21-200 (in hundreds)	\$ 0.629000
	201-999999 (in hundreds)	\$ 0.519000
[18]		
Commercial	Customer Charge	0.01
Penny Meter		
[19]		
Leoma Utility Distri	Minimum Charge	\$ -
No Contract	0-20 (in hundreds)	\$ 3.43
No Minimum	21-200 (in hundreds)	\$ 0.629000
Service Charge	201-999999 (in hundreds)	\$ 0.519000
On consumption		
[23]		
Utility Districts	11,308.00	2,387.34
Summertown	Minimum Charge	\$ 2.11
North East	0-10 (in hundreds)	
	11-30,000	\$ 0.211120
		\$ -
		\$ -
[24]	5.00	111.41
Water Districts	Customer Charge	\$ 109.78
Backup Supply	All gallons (in hundreds)	\$ 0.325094
Under Contract		
[50]		
Septic Receiving	Per load - not to exceed 1500 gal	\$ 90.94
Station Rates		
[MC66]		
Sprinkler Heads	Charge per head	\$ 0.17
MC Linked		

LAWRENCEBURG UTILITY SYSTEMS

SEWER RATES		
		Effective
Rate Code	Revised Levels (in hundreds)	12/1/2021
		4.0%
[20]		
Residential	33	37.37
Inside	Minimum Charge	\$ 20.53
	0-10 (in hundreds)	
	11-999999 (in hundreds)	\$ 0.732160
[21]		
Commercial	116	128.77
Inside	Minimum Charge	\$ 43.61
	0-20 (in hundreds)	
	21-999999 (in hundreds)	\$ 0.887120
[22]		
Industrial	540001.08	291,568.94
Inside	Minimum Charge	\$ 43.61
	0-20 (in hundreds)	
	21-200 (in hundreds)	\$ 0.901680
	201-999999 (in hundreds)	\$ 0.539760
[02]		
Commercial	0	79.52
Outside - ETHRIDGE	Minimum Charge	\$ 79.52
	0-20 (in hundreds)	
	21-999999 (in hundreds)	\$ 0.901680
[01]		
Residential	0	53.68
Outside - ETHRIDGE	Minimum Charge	\$ 53.68
	0-10 (in hundreds)	
	11-999999 (in hundreds)	\$ 0.806000
[25]		
Residential	33	40.73
Outside	Minimum Charge	\$ 22.19
	0-10 (in hundreds)	
	11-999999 (in hundreds)	\$ 0.806000
[26]		
Commercial	0	48.03
Outside	Minimum Charge	\$ 48.03
	0-20 (in hundreds)	
	21-999999 (in hundreds)	\$ 0.901680
[27]		
Residential		
Flat Rate	Customer Charge	\$ 20.53
[29]		
Commercial		
Flat Rate	Customer Charge	\$ 43.61

Lebanon, Tennessee
Wilson County
Year Submitted: 2022

City of Lebanon, TN



Water/Sewer Rates

Category	Usage	Measurement	Inside City	Minimum Bill	Outside City	Minimum Bill2
WATER						
Residential						
First	0-1500	GA	0.006913 Per Gallon	\$10.37	0.010367 Per Gallon	\$15.55
Next	1501-over	GA	0.007312 Per Gallon		0.010968 Per Gallon	
Commercial						
First	0-1500	GA	0.007150 Per Gallon	\$10.73	0.010725 Per Gallon	\$16.09
Next	1501-99,999	GA	0.007312 Per Gallon		0.011500 Per Gallon	
Next	100,000-over	GA	0.006700 Per Gallon		0.011500 Per Gallon	
SEWER (Water customers also)						
Residential						
First	0-1500	GA	0.007333 Per Gallon	\$11.00	0.011000 Per Gallon	\$16.50
Next	1501-over	GA	0.007700 Per Gallon		0.012500 Per Gallon	
Commercial						
First	0-1500	GA	0.007533 Per Gallon	\$11.30	0.011300 Per Gallon	\$16.95
Next	1501-over	GA	0.007700 Per Gallon		0.012750 Per Gallon	
SEWER ONLY (Metered Sewer)						
Residential						
First	0-1500	GA	0.007333 Per Gallon	\$11.00	0.014275 Per Gallon	\$21.41
Next	1501-over	GA	0.007700 Per Gallon		0.015625 Per Gallon	
Commercial						
First	0-1500	GA	0.007533 Per Gallon	\$11.30	0.014750 Per Gallon	\$22.13
Next	1501-over	GA	0.007700 Per Gallon		0.017000 Per Gallon	
Sales to Water Utility District						
	\$3.06					

Lewisburg, Tennessee

Marshall County

Year Submitted: 2022



Lewisburg, Tennessee

WATER AND WASTEWATER (SEWER) RATES

Effective *October 1, 2018*

The Water and Wastewater (Sewer) rates:

Inside City Water

First 2,000 Gals (Minimum)	18.65
All additional 1,000 Gals	4.14

Inside City Sewer

First 2,000 Gals (Minimum)	26.20
All over 2,000 Gals/1,000	8.73

Outside City Water

First 2,000 Gals (Minimum)	22.90
Next 10,000 Gals/1,000	6.18

Outside City Sewer

First 2,000 Gals (Minimum)	32.02
All over 2,000 Gals/1,000	11.36

Utility District

For Resale to Customer	2.98
------------------------	------

1) This Ordinance amends prior Ordinances regarding water and wastewater (sewer) rates.

2) Ordinance was *Approved by Lewisburg Water and Sewer Board 4/17/17*

Lexington, Tennessee
Henderson County
Year Submitted: 2022



54 Monroe Avenue
Lexington, TN 38351

(731) 968-5213 Water Systems
(731) 968-2917 Gas System
(731) 968-6652 Office Fax

**WATER DIVISION
SCHEDULE OF RATES & FEES IN FORCE
EFFECTIVE 7/1/21**

Inside City	0-2,000 gallons	Over 2,000 gallons
5/8" meter	\$18.11	\$3.82 Per 1,000 gallons
1" meter	\$21.90	\$3.82 Per 1,000 gallons
1.5" meter	\$25.67	\$3.82 Per 1,000 gallons
2" meter	\$36.08	\$3.82 Per 1,000 gallons
3" meter	\$112.69	\$3.82 Per 1,000 gallons
4" meter	\$141.06	\$3.82 Per 1,000 gallons
6" meter	\$207.27	\$3.82 Per 1,000 gallons

Outside City	0-2,000 gallons	Over 2,000 gallons
5/8" meter	\$26.23	\$3.82 Per 1,000 gallons
1" meter	\$33.02	\$3.82 Per 1,000 gallons
1.5" meter	\$39.82	\$3.82 Per 1,000 gallons
2" meter	\$58.50	\$3.82 Per 1,000 gallons
3" meter	\$196.05	\$3.82 Per 1,000 gallons
4" meter	\$247.00	\$3.82 Per 1,000 gallons
6" meter	\$365.87	\$3.82 Per 1,000 gallons

Bulk Water
\$3.82 Per 1,000 gallons

Fire Protection Monthly Fees
Private Fire Suppression Connection \$0.50 per sq. inch of service connection

Fees

Turn-On Service	\$25.00
Turn-Off Service	\$25.00
Reconnect (non-payment)	\$50.00 + \$25.00 after 4pm M-F or weekends
Lock Charge	\$40.00
Meter Relocation	\$200.00

Tap Fees

<u>Connection Size</u>	<u>Tap Fee</u>	<u>Boring Fee (\$/ft)</u>
5/8"	\$375.00	\$5.00
1"	\$575.00	\$6.10
1.5"	\$1,275.00	\$6.80
2"	\$2,125.00	\$12.40
3"	\$3,250.00	\$32.85
4"	\$4,650.00	\$47.80
6"	\$6,850.00	
8"	Billed at cost + 10%	



54 Monroe Avenue
Lexington, TN 38351

(731) 968-5213 Water Systems
(731) 968-2917 Gas System
(731) 968-6652 Office Fax

**WASTE WATER DIVISION
SCHEDULE OF RATES & FEES IN FORCE
EFFECTIVE 7/1/21**

Lexington	0-2,000 gallons	Over 2,000 gallons
5/8" meter	\$19.27	\$5.79 Per 1,000 gallons
1" meter	\$19.27	\$5.79 Per 1,000 gallons
1.5" meter	\$47.48	\$5.79 Per 1,000 gallons
2" meter	\$47.48	\$5.79 Per 1,000 gallons
3" meter	\$79.55	\$5.79 Per 1,000 gallons
4" meter	\$79.55	\$5.79 Per 1,000 gallons
6" meter	\$79.55	\$5.79 Per 1,000 gallons

Lexington Sewer Customers with Wells
\$35.58 Flat Rate

Parkers Crossroads	0-2,000 gallons	Over 2,000 gallons
5/8" meter	\$40.43	\$5.79 Per 1,000 gallons
1" meter	\$40.43	\$5.79 Per 1,000 gallons
1.5" meter	\$117.25	\$5.79 Per 1,000 gallons
2" meter	\$117.25	\$5.79 Per 1,000 gallons
3" meter	\$167.04	\$5.79 Per 1,000 gallons
4" meter	\$167.04	\$5.79 Per 1,000 gallons
6" meter	\$167.04	\$5.79 Per 1,000 gallons

Parkers Crossroads Sewer Customers with Wells
\$56.14 Flat Rate

Fees

Service Call \$50.00 + \$25.00 after 5pm M-F or weekends

Septic Dump Fees

Yearly permit fee \$100.00
Truck permit fee \$25.00
Dump fee per load \$65.00
Food byproduct \$350.00 monthly + \$0.0175 per gallon of waste discharged

Tap Fees

<u>Connection Size</u>	<u>Tap Fee</u>
4"	\$750.00
6"	\$850.00
8"	\$1,050.00

Lincoln County, Tennessee

Lincoln County

Year Submitted: 2022

Approved Water and Sewer Rates for fiscal year 2021-22

Lincoln County Board of Public Utilities

2863 Huntsville Highway

Fayetteville, TN 37334

Water and Sewer Rates

Effective July 1, 2021

WATER: Minimum Residential and Commercial Charge = \$24.92 per month

Minimum Residential Multi-User Charge = \$24.92 per month

Residential and Commercial Usage Rate = \$5.62 per 1,000 gallons

Minimum Industrial Charge = \$51.50 per month

Industrial Usage Rate = \$5.87 per 1,000 gallons

SEWER: Residential Minimum Charge = \$26.40 per month

Residential Usage Rate = \$10.74 per 1,000 gallons after the first 750 gallons

Commercial Minimum Charge = \$35.70 per month

Commercial Usage Rate = \$11.82 per 1,000 gallons after the first 750 gallons

Industrial Minimum Charge = \$51.00 per month

Industrial Usage Rate = \$9.69 per 1,000 gallons after the first 750 gallons

Livingston, Tennessee
Overton County
Year Submitted: 2020

City of Livingston



301 McHENRY CIRCLE
LIVINGSTON, TENNESSEE 38570
PHONE: 931-823-1269
FAX: 931-823-7362

Water Rates

Inside City

Sept 1, 2019

Min of
1,000 gallon

\$14.21

Next 49,000
Gallon- per
1,000 gallon

\$5.79

Over 50,000
Gallon- per
1,000 gallon

\$3.70

Outside City

Min of
1,000 Gallon

\$24.29

Next 49,000
Gallon- per
1,000 gallon

\$9.85

Over 50,000
Gallon- per
1,000 gallon

\$6.23

Sewer Rates

\$3.30 Flat rate

\$3.00 for each 1,000 gallons of water usage



Allen&Hoshall

1661 International Drive, Suite 100
Memphis, Tennessee 38120
Office 901.820.0820
Fax 901.683.1001
www.allenhoshall.com

February 21, 2020

LIVINGSTON UTILITY DEPARTMENT
301 McHENRY CIRCLE
LIVINGSTON, TN 38570

Subject: 2020 Tennessee Municipal League – Water and Sewer Rate Comparison

Dear Friends,

At the 2019 TML Meeting, we received numerous requests to prepare a new water and sewer rate comparison for Tennessee municipalities. We are pleased to announce that Allen & Hoshall will have a new rate study ready for the 2020 TML meeting in Chattanooga!

..... *but we need your help*

Please send us a copy of your current water and sewer rate schedule(s) using the enclosed envelope or via email to rates2020@allenhoshall.com. We kindly request that you send us your rates no later than March 31, 2020.

Thank you in advance for providing this information. Please visit our Booth at the TML meeting to pick up your copy of the survey.

Also, please stop by and pick up a free TML Tee Shirt, which Allen & Hoshall is pleased to distribute at each annual meeting.

Sincerely,

Allen & Hoshall

Harry J. Pratt, PE
President

Lobelville, Tennessee
Perry County
Year Submitted: 2022

ORDINANCE NUMBER 22-01

AN ORDINANCE TO SET THE RATES, FOR WATER AND SEWER SERVICE OF THE CITY OF LOBELVILLE.

WHEREAS, To have a financially viable water and sewer system; and

WHEREAS, To comply with Tennessee Code Annotated; and

WHEREAS, The Board of Mayor and Aldermen of the City of Lobelville finds it necessary to increase the rates for the water and sewer service of the City of Lobelville;

NOW, THEREFORE: BE IT ORDAINED BY THE BOARD OF MAYOR AND ALDERMEN OF THE CITY OF LOBELVILLE, TENNESSEE, THAT:

Section 1. This ordinance will replace in entirety the current water and sewer rates for the City of Lobelville. (Ordinance # 21-01)

Section 2. The new rates for water and sewer service are:

Water Inside:

0 to 2,000 gallons - \$22.13
All gallons over 2,000 - \$7.57 per 1,000 gallons

Meter Size Base Rate

5/8" Residential, Commercial, Industrial-\$22.13
1" Commercial - \$48.62
2" Commercial - \$155.58
1" Industrial - \$48.62
2" Industrial - \$155.58

Water Outside:

0 to 2,000 gallons - \$44.39
All gallons over 2,000 - \$8.65 per 1,000 gallons

5/8" Residential, Commercial - \$44.39
1" Commercial - \$76.84
2" Commercial - \$245.86

Wastewater:

0 to 2,000 gallons - \$22.13
All gallons over 2,000 - \$7.57 per 1,000 gallons

5/8" Residential, Commercial, Industrial-\$22.13
1" Commercial - \$48.62
2" Commercial - \$155.58
1" Industrial - \$48.62
2" Industrial - \$155.58

Section 3. The above rates shall go into effect July 1, 2022.

Section 4. This ordinance shall become effective upon final passage, the public welfare requiring it.

Passed First Reading: April 28th, 2022

Passed Second Reading: June 7th, 2022

Mayor

Recorder

Loudon, Tennessee
Loudon County
Year Submitted: 2022



LOUDON UTILITIES
P.O. BOX 69
LOUDON, TENNESSEE 37774

WASTEWATER RATES

Effective Date: January 1, 2018

Adopted: September 28, 2015

	<u>Inside</u>	<u>Outside</u>
Customer Charge	\$11.00	\$11.00
Rate for All Usage per 1,000 gallons	4.87	7.31

A minimum bill for customers with a 2" water meter or larger shall be:

<u>Water Meter Size</u>	<u>Minimum Bill Inside</u>	<u>Minimum Bill Outside</u>
2 inch	\$120.00	\$180.00
3 inch	140.00	210.00
4 inch	180.00	270.00
5 inch	240.00	360.00
6 inch	320.00	480.00

Water Rate Schedule - LUB Resolution 2020-22

	Loudon	Res-Outside	Piney Res	Comm - In	Comm - Out	Piney Comm	Industrial
Rate Code	22, 23	1	51	35	14	52	40
<u>January 1, 2021</u>							
Customer Charge	13.52	11.00	11.00	11.00	11.00	11.00	**
Rate Per 1000 gallons-up to 7000 gallons	3.22	4.83	4.83	3.22	4.83	4.83	3.22
Rate Per 1000 gallons-over 7000 gallons	4.83	7.25	7.25	3.22	4.83	4.83	3.22
<u>January 1, 2022</u>							
Customer Charge	16.04	11.00	13.09	11.00	11.00	11.00	**
Rate Per 1000 gallons-up to 7000 gallons	3.22	4.83	4.83	3.22	4.83	4.83	3.22
Rate Per 1000 gallons-over 7000 gallons	4.83	7.25	7.25	3.22	4.83	4.83	3.22
<u>January 1, 2023</u>							
Customer Charge	18.56	11.00	15.18	11.00	11.00	11.43	**
Rate Per 1000 gallons-up to 7000 gallons	3.22	4.83	4.83	3.22	4.83	4.83	3.22
Rate Per 1000 gallons-over 7000 gallons	4.83	7.25	7.25	3.22	4.83	4.83	3.22

** Minimum bill based on meter size

Luttrell, Tennessee
Union County
Year Submitted: 2020

ORDINANCE NO. 94

AN ORDINANCE OF THE CITY OF LUTTRELL, TENNESSEE
ADOPTING A NEW SCHEDULE OF RATES FOR WASTEWATER SERVICES

WHEREAS, the City of Luttrell operates a utility system which provides wastewater services to the residents of the City and the service area outside the corporate limits of the City; and

WHEREAS, the City is required by state law, TCA 7-34-114, to set its rates at a level sufficient to fund its operations, debt service and depreciation on its facilities and equipment related to its utility operations; and

WHEREAS, to comply with its obligations the City, acting through its City Council, desires to establish rates for wastewater services. Effective date of new schedule of rates is as set forth in this Ordinance.

NOW THEREFORE BE IT ORDAINED by the City Council of the City of Luttrell, Tennessee:

SECTION 1. Ordinance Number 94 is hereby repealed in its entirety and a new schedule of rates are established as set forth below.

SECTION 2. Schedule of rates.

Sewer Rates:

Rate Increase FY 2020		
	Inside and outside City	Outside County
1st thousand gallons	\$28.54	\$36.55
Per thousand gallons	\$10.25	\$14.00
Private Lift Stations Maintenance fee	\$37.00	\$37.00
New Installation	\$4000	\$4800
Well	43.00	43.00

Rate Increase FY 2021		
	Inside and outside City	Outside County
1 st 1000 gallons	\$28.54	\$36.55
Per thousand gallons	\$11.79	\$14.70
Private Lift Stations Maintenance fee	\$55.56	\$55.56
New Installation	\$4000	\$4800
Well	\$58.08	\$58.08

Rate Increase FY 2022 & beyond	2%	2%
Private Lift Stations Maintenance fee	2%	2%
New Installation	\$4000	\$4800
well	2%	2%

SECTION 3. All previous ordinances of the City of Luttrell regarding rates for wastewater services are modified to comply with the terms and provisions of this ordinance.

SECTION 4. This ordinance and the rates provided herein shall take effect on September, 2019.

PASSED ON 1ST READING: _____

PASSED ON 2ND READING: _____

Jerry Lawson, Mayor

ATTEST:

City Recorder

Lynchburg, Tennessee

Moore County

Year Submitted: 2020

Tennessee law mandates that the Metro Utility Department operate its water and sewer system as a financially self-sufficient enterprise and that its rates and fees reflect the actual cost of providing its water and sewer services. Therefore, the Department's only source of revenue comes from the rates and fees its customers pay for water and sewer service. To meet these mandates, the Department must increase its current water and sewer rates to remain financially sound and to continue to meet the water quality regulations of the Tennessee Department of Environment and Conservation. The Department last increased its monthly water and sewer service rates August 2018.

Effective September 1, 2019 the new monthly rates for water and sewer service will be as follows:

Residential

Water: \$7.70 Service Charge and \$9.65 per 1000 gallons.

Sewer: \$5.38 Service Charge and \$11.00 per 1000 gallons.

Commercial

Water: \$7.70 Service Charge and \$12.28 per 1000 gallons.

Sewer: \$5.38 Service Charge and \$14.00 per 1000 gallons.

Industrial

Water: \$7.70 Service Charge and \$13.94 per 1000 gallons.



Brooke Fanning

Metro Moore County Utility Department
Office Manager

O: 931.759.4297

705 Fayetteville Hwy.
P.O. Box 503
Lynchburg, TN 37352


bfanning.h2omc@gmail.com
www.metromoorecoulities.myruralwater.com

Lynnville, Tennessee

Giles County

Year Submitted: 2022

Madisonville, Tennessee
Monroe County
Year Submitted: 2022



CITY OF MADISONVILLE

400 COLLEGE STREET N

MADISONVILLE, TN 37354

PHONE (423) 442-9416

FAX: (423) 442-6321

E-Mail: comad@madisonvilletn.net

COMMISSIONERS
FRED CAGLE
EDWARD DAWSON
LINDA G. HENSLEY
SCOTT HUNT
CHARLIE MCDONALD

AUGUSTA DAVIS - Mayor
SHERRI McCRARY - City Recorder

WATER & SEWER RATES EFFECTIVE JULY 1, 2021

<u>GALLONS</u>	<u>PER 1000 GALLONS</u>	
	<u>Inside City</u>	<u>Outside City</u>
First 2000 (Minimum)	\$16.63	\$30.94
After 2000	\$ 5.69	\$ 8.29

The sewer rates are the same as the water rates. Sales tax is added to water and not sewer.

Sewer is available only inside the city

There are no separate rates for commercial or small industry.

Inside City Water Tap	\$ 900.00	March, 2018
Outside City Water Tap	\$1250.00	March, 2018
Sewer Tap	\$ 900.00	May, 2018
Gas Tap	\$ 300.00	

Manchester, Tennessee
Coffee County
Year Submitted: 2022

From: water.cityofmanchestertn.com
To: [Terry Lawson](#)
Cc: [Dana Douglas](#)
Subject: Water & Sewer Rates
Date: Monday, May 9, 2022 8:01:08 AM

[CAUTION: External Email]

City of Manchester Water & Sewer

18-205. Rates for water and sewerage service. Effective January 1, 2017, water and sewer rates within the corporate limits shall be:

	Water	Sewer
Up to and including 2,000 gallons	\$8.86 minimum	\$11.14 minimum
For the next 98,000 gallons	\$4.43/1,000 gal.	\$5.57/1,000 gal.
All over the next 100,000 gallons	\$3.52/1,000 gal.	\$4.43/1,000 gal.
Unmetered residential customers		\$26.51/minimum

Outside the corporate limits, industrial water and sewer rates will be one and one-half (1 1/2) times the inside rates, listed above. Residential and commercial rates will be two (2) times the inside rates, listed above.

Bryan Pennington, Director
Manchester Water & Sewer
736 W. High Street
Manchester, TN 37355
931-728-1273

Disclaimer

This email and any files transmitted with it are confidential information and intended solely for the use of the individual(s) or entity named above. If you are not the intended recipient you are hereby notified that any disclosure, copying, distribution or the taking of any action in reliance on the contents of this information is strictly prohibited and may be unlawful. If you received this email and are not an intended recipient, please delete it from your system. Mail delivered by Allen & Hoshall, Inc. mail system.

AltEmailDisclaimer2016

Martin, Tennessee
Weakley County
Year Submitted: 2020

WATER AND SEWER RATES

EFFECTIVE JULY 1, 2017

2% INCREASE

Inside City Limits

<u>USAGE</u>	<u>WATER</u>	<u>SEWER</u>
0 - 1,000 Gallons	\$ 6.55 Minimum	\$ 11.19 Minimum
1,000 - 2,000 Gallons	3.52	5.95
2,000 - 7,000 Gallons	2.92	4.95
7,000 - 11,000 Gallons	2.60	4.47
11,000 - 30,000 Gallons	2.38	4.23
Over 30,000 Gallons	2.26	3.98

Outside City Limits

<u>USAGE</u>	<u>WATER</u>	<u>SEWER</u>
0 - 1,000 Gallons	\$13.11 Minimum	\$22.39 Minimum
1,000 - 2,000 Gallons	7.05	11.91
2,000 - 7,000 Gallons	5.85	9.91
7,000 - 11,000 Gallons	5.20	8.95
11,000 - 30,000 Gallons	4.77	8.46
Over 30,000 Gallons	4.52	7.97

Maryville, Tennessee

Blount County

Year Submitted: 2022

**CITY OF MARYVILLE
WATER & WASTEWATER RATE SCHEDULE**

Effective May 1, 2022

Water Rates:

Water Usage (per thousand gallons)	Inside	Outside
First 1,500 gallons or less	\$10.05	\$15.08
Additional gallons per thousand gallons	\$3.29	\$4.94

Fire Sprinkler Line Service:	Size	Charge
	5/8"	\$ 5.02
	1"	\$ 7.15
	2"	\$12.24
	4"	\$19.53
	6"	\$29.26
	8"	\$43.94
	10"	\$62.58
	12"	\$98.88

Fire Lines that are metered will be charged \$3.51 per thousand gallons consumed (in City) and \$5.25 per thousand gallons consumed (outside City).

For multiple units on the sprinkler line, the monthly charge will be \$14.00 per unit.

Sewer Rates:	Inside	Outside
Residential		
Customer Charge	\$13.82	\$19.73
Per thousand gallons of metered water	\$ 4.37	\$ 6.54

15,000 gallon cap maximum for sewer charges

\$79.37 \$117.83

Non-Residential		
Customer Charge	\$13.82	\$19.73
Per thousand gallons of metered water	\$ 5.01	\$ 7.52

Flat Rate Sewer Service		
Single Family Dwelling	\$31.29	\$45.94
Multi Family Dwelling		
Customer Charge	\$13.82	\$19.73
Dwelling Charge	\$20.67	\$31.01

Tap Fees

Water:

	<u>Service Line and Meter Set</u>	<u>Mainline Tap</u>
5/8"	\$ 545	N/A
1"	\$ 975	N/A
2"	\$4,200	\$2,100

Above 2" fee based on estimate from the Water and Sewer Department (WSD). Payment due prior to installation.

Non-standard water meter surcharge is \$1,000 in addition to above Service Line and Meter Set fee.

Tie-Ins and Fire Line Taps (6", 8", 10", 12") \$3,150

Water Inspection Fee- \$32 (Replacement Line Only. Inspection of new hookup included in tap fee.)

Sewer:

Residential & Non-residential

City Installed \$ 879

Customer Exposed \$ 148

Sewer Line Extension **(At cost)**

Sewer Line Extension surcharge within Westwood \$3,272

Sewer Inspection Fee- \$32 (Replacement Line Only. Inspection of new hookup included in tap fee.)

Unmetered condensation from commercial HVAC units which flow into the sanitary sewer will be billed at the commercial sewer rate. The monthly charge is determined using an average number of gallons as calculated by an architect and submitted to WSD for review.

Fees and Charges for Backflow Meters and Grease Traps:

Annual fee for **backflow inspections** are shown below. Fee is assessed on the utility bill immediately following the annual inspection.

Residential	
5/8"-1"	\$ 58
1 ¼"-2"	\$ 65
Over 2"	\$ 80
Non-Residential	
5/8"-1"	\$108
1 ¼"-2"	\$145
2 ½"-4"	\$218
4 ½"-6"	\$362
Over 6"	\$507

Grease Traps: \$12.05/month

Re-inspections \$58/hour

Note:

Re- inspections for backflow meters and grease traps are required when a device fails its routine annual test and inspection. In addition to the annual fee, a charge of \$58 per hour, with a minimum of one (1) hour charged per inspection, shall be assessed for each follow-up visit. No charge will be assessed for additional inspections made at the discretion of the City's Inspector.

Industrial Pretreatment Discharge

\$3.51 per 100 gallons of average daily process discharge with a minimum fee of \$160

Septage Waste

Septage Waste Haulers Annual Permit Fee - \$129/truck

Septage Waste delivered to Regional Wastewater Treatment Plant- \$46.00 per thousand gallons

All rates are subject to appropriate sales tax

Maury, Tennessee
Crockett County
Year Submitted: 2022

TOWN OF MAURY CITY
 JAMES RAYCE CASTELLAW, MAYOR
 332 N. BROADWAY ST.
 P.O. BOX 245
 MAURY CITY, TN, 38050
 PHONE 731-656-2119 / FAX 731-656-2972

ALDERMEN	RECORDER, CMFO	POLICE CHIEF	UTILITY MANAGER
DANNY VAUGHN	MELINDA EAST	Mathew Berry	JOE HALL
BILLY GIBSON			
LETHA S. JOHNSON	CITY CLERK	FIRE CHIEF	GAS OPERATOR
BOBBIE WELLS	JENNIFER BAUTISTA	HENRY LEE KING	BRONSON KING
GEORGE SIMMONS			

February 22, 2019

Maury City Water and Wastewater Financing Board:

The Town of Maury City will be increasing rates on the water and sewer utilities. The rate of increase will be 3% on water and 3% on sewer. This rate will be effective, as of July 1, 2019 monthly billing.

Water Rates	inside city limits	Outside city limits
Monthly base (no volume)	\$16.98	\$16.98
Per 100 gallons	.54	.54
Sewer Rates	\$16.98	
Per 100 gallons	.54	

Respectfully,

 Rayce Castellaw
 Mayor

Maynardville, Tennessee

Union County

Year Submitted: 2020

EFFECTIVE JULY 2019

PER ORDINANCE 0-2015-2 ON FILE IN CITY RECORDERS OFFICE

WATER COMMODITY CHARGES

GALLONS PER MONTH	RATE INSIDE CITY	RATE OUTSIDE CITY
< 2,000	20.67	30.92
2,000-10,000	7.5	11.28
10,000-20,000	6.7	10.04
20,000-50,000	6.13	9.16
>50,000	5.68	8.59

SEWER SERVICE CHARGES

GALLONS PER MONTH	RATE INSIDE CITY	RATE OUTSIDE CITY
<2,000	22.7	34.01
2,000-10,000	8.3	12.37
10,000-20,000	7.42	11.06
20,000-50,000	6.7	10.04
>50,000	6.25	9.39



Allen&Hoshall

1661 International Drive, Suite 100
Memphis, Tennessee 38120
Office 901.820.0820
Fax 901.683.1001
www.allenhoshall.com

February 21, 2020

MAYNARDVILLE UTILITY DEPARTMENT
PO BOX 217
MAYNARDVILLE, TN 37807

Subject: 2020 Tennessee Municipal League – Water and Sewer Rate Comparison

Dear Friends,

At the 2019 TML Meeting, we received numerous requests to prepare a new water and sewer rate comparison for Tennessee municipalities. We are pleased to announce that Allen & Hoshall will have a new rate study ready for the 2020 TML meeting in Chattanooga!

..... but we need your help

Please send us a copy of your current water and sewer rate schedule(s) using the enclosed envelope or via email to rates2020@allenhoshall.com. We kindly request that you send us your rates no later than March 31, 2020.

Thank you in advance for providing this information. Please visit our Booth at the TML meeting to pick up your copy of the survey.

Also, please stop by and pick up a free TML Tee Shirt, which Allen & Hoshall is pleased to distribute at each annual meeting.

Sincerely,

Allen & Hoshall

Harry J. Pratt, PE
President

Mclembresville, Tennessee
Carroll County
Year Submitted: 2022

City of McMoresville

Post Office Box 38 • 5600 Main Street
McMoresville, TN 38235
731-986-9440 731-986-9412 (fax)

Phillip R. Williams, Mayor

Barbara Younger, City Recorder

Water rates for the City of McMoresville are \$30.88 for the base rate and \$4.00 per thousand gallons.

This was effective July 1, 2021.

McMinnville, Tennessee

Warren County

Year Submitted: 2022

City of McMinnville, Tennessee



ORDINANCE NO. 1799

AN ORDINANCE to amend Chapter 1, Title 18 of the Municipal Code of the City of McMinnville, Tennessee by repealing and deleting Sections 18-103 Water Rates and 18-104 Sewer Rates and adopting and replacing them with new sections; to provide a severability clause; and to set the time for the ordinance and new rates to become effective.

BE IT ORDAINED BY THE BOARD OF MAYOR AND ALDERMEN OF THE CITY OF MCMINNVILLE, TENNESSEE, THAT:

Section 1. Section 18-103 Water Rates of the current McMinnville Municipal Code be and is hereby amended by repealing and deleting said section in its entirety as currently written and by adopting and substituting therefore the following words and figures:

18-103 Water Rates. The following monthly water rates shall apply to all residential or industrial/commercial establishments. The monthly water rates shall reflect an annual increase of 5% in 2020, 4% in 2021 and 4% in 2022.

Residential Water Rates

	<u>Number of Gallons</u>	<u>Rates Inside City Limits</u>	<u>Rates Outside City Limits</u>
<u>2020</u>	All eligible customers Plus all Gallons 0 and above	6.50 minimum .499 per 100 or any fractional part thereof	12.50 minimum .750 per 100 or any fractional part thereof
<u>2021</u>	All eligible customers Plus all Gallons 0 and above	7.00 minimum .519 per 100 or any fractional part thereof	13.00 minimum .780 per 100 or any fractional part thereof
<u>2022</u>	All eligible customers Plus all Gallons 0 and above	7.50 minimum .539 per 100 or any fractional part thereof	13.50 minimum .811 per 100 or any fractional part thereof

Industrial/Commercial Water Rates

	<u>Number of Gallons</u>	<u>Rates Inside City Limits</u>	<u>Rates Outside City Limits</u>
<u>2020</u>	All eligible customers Plus all Gallons 0 and above	6.50 minimum .542 per 100 or any fractional part thereof	12.50 minimum .719 per 100 or any fractional part thereof

<u>2021</u>	All eligible customers	7.00 minimum	13.00 minimum
	Plus all Gallons 0 and above	.563 per 100 or any fractional part thereof	.748 per 100 or any fractional part thereof
<u>2022</u>	All eligible customers	7.50 minimum	13.50 minimum
	Plus all Gallons 0 and above	.586 per 100 or any fractional part thereof	.778 per 100 or any fractional part thereof

Section 2. Section 18-104 Sewer Rates of the current McMinnville Municipal Code be and is hereby amended by repealing and deleting the section in its entirety as currently written and by adopting and substituting therefore the following words and figures:

18-104 Sewer Rates

Sewer rates for residential and commercial establishments inside the city limits shall be charged at the set rate of all sewer users or of those persons who are eligible for sewer service and not using same. Unless special exception being granted after a written application is made for special exception and approved by the Mayor and Board of Aldermen by a duly adopted resolution. The monthly sewer rates shall reflect an annual increase of 5% in 2020, 4% in 2021 and 4% in 2022.

Residential Sewer Rates

	<u>Number of Gallons</u>	<u>Rates Inside City Limits</u>	<u>Rates Outside City Limits</u>
<u>2020</u>	All eligible customers	6.50 minimum	12.50 minimum
	Plus all Gallons 0 and above	.585 per 100 or any fractional part thereof	.828 per 100 or any fractional part thereof
<u>2021</u>	All eligible customers	7.00 minimum	13.00 minimum
	Plus all Gallons 0 and above	.608 per 100 or any fractional part thereof	.862 per 100 or any fractional part thereof
<u>2022</u>	All eligible customers	7.50 minimum	13.50 minimum
	Plus all Gallons 0 and above	.633 per 100 or any fractional part thereof	.896 per 100 or any fractional part thereof

Industrial/Commercial Sewer Rates

	<u>Number of Gallons</u>	<u>Rates Inside City Limits</u>	<u>Rates Outside City Limits</u>
<u>2020</u>	All eligible customers	6.50 minimum	12.50 minimum
	Plus all Gallons 0 and above	.636 per 100 or any fractional part thereof	.901 per 100 or any fractional part thereof
<u>2021</u>	All eligible customers	7.00 minimum	13.00 minimum
	Plus all Gallons 0 and above	.662 per 100 or any fractional part thereof	.937 per 100 or any fractional part thereof
<u>2022</u>	All eligible customers	7.50 minimum	13.50 minimum
	Plus all Gallons 0 and above	.688 per 100 or any fractional part thereof	.974 per 100 or any fractional part thereof

Section 3. Severability Clause – That if any section, subsection, paragraph, sentence, item or clause of this ordinance shall for any reason be declared unconstitutional or invalid, such

declaration shall not affect any other portion of this ordinance, it being the intent that the sections, subsections, paragraphs, sentences, items or clauses of this ordinance shall be treated as severable.

Section 4. The new rates and fees shall become effective with the first billing on October 1, 2020, October 1, 2021 and October 1, 2022.

Section 5. This ordinance shall take effect from and after its final passage and publication of this ordinance and/or its caption, the welfare of the City of McMinnville requiring it.

Passed first reading: June 23, 2020

Passed second reading: July 14, 2020

Shelley Graham
City Recorder

APPROVED:

[Signature]
Mayor

APPROVED AS TO FORM:

[Signature]
City Attorney

Published in the *Southern Standard* edition of July 17, 2020.

Memphis MLGW, Tennessee
Shelby County
Year Submitted: 2020

**MEMPHIS LIGHT, GAS AND WATER DIVISION
CITY OF MEMPHIS
WATER SERVICE SCHEDULE
SCHEDULE W-1**

RESIDENTIAL RATE

AVAILABILITY

This schedule is available for water service within the corporate limits of the City of Memphis for domestic uses to residential customers in individual private residences or other individual dwelling units. It is not applicable to recognized boarding or rooming houses or to establishments of a commercial or industrial nature.

Water supplied under this schedule is for the exclusive use of the customer and shall not be resold.

MONTHLY RATE (ccf equals 100 cubic feet)

ALL WATER CONSUMED: \$1.913 per ccf per month

MINIMUM BILL

The Minimum Monthly Bill shall be determined by the size of the meter installed, as follows:

5/8" meter	\$8.09	1-1/2" meter	\$46.59
3/4" meter	\$11.68	2" meter	\$82.84
1" meter	\$20.71		

Residential customers shall be served through a single meter not larger than 2" in size.

PAYMENT

The above rates are net, the gross rate being 5% higher. In the event the current monthly bill is not paid on or before delinquent date shown on the bill, the gross rate shall apply.

SINGLE POINT DELIVERY

The above rates are based upon the supply of service to the customer's premises through a single delivery and metering point. Separate supply for the same customer at other points of consumption shall be separately metered and billed.

RULES AND REGULATIONS

Service under this classification is subject to the Rules and Regulations of Memphis Light, Gas and Water Division.

**MEMPHIS LIGHT, GAS AND WATER DIVISION
CITY OF MEMPHIS
WATER SERVICE SCHEDULE
SCHEDULE W-2**

RESIDENTIAL RATE

AVAILABILITY

This schedule is available for water service outside the corporate limits of the City of Memphis and outside the area that was served by the Shelby County Water Distribution System at the time of its acquisition by Memphis Light, Gas and Water Division on June 30, 1999, for domestic uses to residential customers in individual private residences or other individual dwelling units. It is not applicable to recognized boarding or rooming houses or to establishments of a commercial or industrial nature.

Water supplied under this schedule is for the exclusive use of the customer and shall not be resold.

MONTHLY RATE (ccf equals 100 cubic feet)

ALL WATER CONSUMED \$2.979 per ccf per month

MINIMUM BILL

The Minimum Monthly Bill shall be determined by the size of the meter installed, as follows:

5/8" meter	\$11.26	1-1/2" meter	\$64.83
3/4" meter	\$16.20	2" meter	\$115.24
1" meter	\$28.83		

Residential customers shall be served through a single meter not larger than 2" in size.

PAYMENT

The above rates are net, the gross rate being 5% higher. In the event the current monthly bill is not paid on or before delinquent date shown on the bill, the gross rate shall apply.

SINGLE POINT DELIVERY

The above rates are based upon the supply of service to the customer's premises through a single delivery and metering point. Separate supply for the same customer at other points of consumption shall be separately metered and billed.

RULES AND REGULATIONS

Service under this classification is subject to the Rules and Regulations of Memphis Light, Gas and Water Division.

**MEMPHIS LIGHT, GAS AND WATER DIVISION
CITY OF MEMPHIS
WATER SERVICE SCHEDULE
SCHEDULE W-8**

GENERAL SERVICE RATE

AVAILABILITY

This schedule is available for water service to all customers outside the corporate limits of the City of Memphis and outside the area that was served by the Shelby County Water Distribution System at the time of its acquisition by Memphis Light, Gas and Water Division on June 30, 1999 (except residential customers using service exclusively for domestic use).

Water supplied under this schedule is for the exclusive use of the customer and shall not be resold.

MONTHLY RATE (ccf equals 100 cubic feet)

First	30	ccf of water consumed per month	@	\$3.666	per ccf
Next	70	ccf of water consumed per month	@	\$3.082	per ccf
Next	100	ccf of water consumed per month	@	\$2.352	per ccf
Next	400	ccf of water consumed per month	@	\$1.972	per ccf
Next	5,400	ccf of water consumed per month	@	\$1.547	per ccf
Excess over	6,000	ccf of water consumed per month	@	\$1.606	per ccf

MINIMUM BILL

The Minimum Monthly Bill shall be determined by the size of the meter installed, as follows:

5/8" meter	\$23.69	2" meter	\$197.42	8" meter	\$902.96
3/4" meter	\$27.65	3" meter	\$394.88	10" meter	\$1,870.49
1" meter	\$47.39	4" meter	\$590.12	12" meter	\$2,609.96
1-1/2" meter	\$94.75	6" meter	\$746.54	14" meter	\$3,586.24

Battery of 2 - 2" meters \$394.88

Battery of 3 - 2" meters \$590.12

PAYMENT

The above rates are net, the gross rate being 5% higher. In the event the current monthly bill is not paid on or before delinquent date shown on the bill, the gross rate shall apply.

SINGLE POINT DELIVERY

The above rates are based upon the supply of service to the customer's premises through a single delivery and metering point. Separate supply for the same customer at other points of consumption shall be separately metered and billed.

RULES AND REGULATIONS

Service under this classification is subject to the Rules and Regulations of Memphis Light, Gas and Water Division.

Michie, Tennessee
McNairy County
Year Submitted: 2020



Current Water Rates : Effective July 1, 2019

Rate's do not reflect with the taxes calculated in.

- Inside City Limits (min. 2,000 gallons): \$19.71
 - Outside City Limits (min 2,000 gallons): \$23.13
 - Per 1,000 gallons (after min gallon usage): \$5.97
-
- Inside City Limits x2 Connections (min 4,000 gallons): \$39.42
 - Inside City Limits x3 Connections (min 6,000 gallons); \$59.13
 - Inside City Limits x4 Connections (min 8,000 gallons); \$78.84
-
- Outside City Limits x2 Connections (min 4,000 gallons): \$46.26
 - Outside City Limits x3 Connections (min 6,000 gallons): \$69.39
 - Outside City Limits x4 Connections (min 8,000 gallons): \$92.52

McNairy County Sales Tax Rate: 9.25%

Hardin County Sales Tax Rate: 9.75%

Middleton, Tennessee
Hardeman County
Year Submitted: 2022

ORDINANCE NO: 2022-03

AN ORDINANCE OF THE CITY OF MIDDLETON, TENNESSEE, ESTABLISHING THE CITY OF MIDDLETON UTILITY RATES EFFECTIVE July 1, 2021.

Whereas, the City of Middleton Utility System must comply with rules and regulations of both the state and federal governments;

Whereas, additional funds are necessary to meet compliance with these regulations;

NOW, THEREFORE BE IT ORDAINED BY THE BOARD OF MAYOR AND ALDERMEN OF THE CITY OF MIDDLETON, TENNESSEE, THAT;

Section 1. Ordinance number 2022-03 passed on final reading in June, 2021, setting the utility rates for the City of Middleton to read as follows:

Item 1. The water system rates are to be amended as follows:

Minimum charge (includes first 1,000 gallons)	\$14.77
Each additional 1,000 gallons	\$ 3.37 (per thousand)

Item 2. With the exception of Industrial Customers, the sewer rates for the City of Middleton customers shall be 105% of the water charge. Industrial Customers will pay \$10.00 plus \$4.80 per 1,000 gallons discharged to the City of Middleton Sanitary Sewer Collection System.

Section 2. The natural gas system rates will remain as follows:

Item 1

Operation and Maintenance rates, residential	\$.37 per CCF
Operation and Maintenance rates, commercial	\$.37 per CCF
Operation and Maintenance rates, usage over 35000 CCF per month	\$.30 per CCF

Item 2. These operation and maintenance rates shall be added to the cost of the natural gas.


Section 3. The solid waste rates are to be amended as follows:

RESIDENTIAL: The residential rate shall be \$8.80 per month per household.


COMMERCIAL: The commercial rate shall be \$17.50 per month for once a week collections and \$27.50 per month for twice weekly collection.

Section 4: This ordinance shall take effect upon its final reading, the public health, safety, and welfare requiring it.

Passed 1st reading: 5/17/2021


Evan Mott, Mayor

Passed 2nd reading: 6/21/2021



Milan, Tennessee
Gibson County
Year Submitted: 2022

MILAN PUBLIC UTILITIES

WATER AND SEWER RATES

Effective July 1, 2021

(Based on monthly consumption)

<u>Quantity</u>	<u>Water</u>	<u>Sewer</u>
First 2,000 gallons	Based on Meter Size	Based on Water Meter
Next 3,000 gallons	4.03 per 1,000 gallons	4.03 per 1,000 gallons
Next 5,000 gallons	3.70 per 1,000 gallons	3.91 per 1,000 gallons
Over 10,000 gallons	3.59 per 1,000 gallons	3.75 per 1,000 gallons

MINIMUM BILLS

The minimum monthly bills shall be determined by the size of the meter in service as follows:

	<u>Water</u>	<u>Sewer</u>
5/8" x 3/4" Meter	\$ 16.15	\$ 16.15
1" Meter	16.15	16.15
1-1/4" – 1-1/2" Meter	23.97	23.97
2" Meter	26.57	26.57
3" Meter	31.26	31.26
4" Meter	33.34	33.34
6" Meter	47.93	47.93

Millersville, Tennessee
Robertson & Sumner County
Year Submitted: 2022



June 6, 2022

2021 – 2022 Millersville Sewer Rates

Residential Users:

0 – 1,200 gallons	\$19.77 minimum charge
All gallons over 1,200	\$9.07 per 1,000 gallons

Commercial Users:

0 – 1,000 gallons	\$20.38 minimum charge
All gallons over 1,000	\$9.68 per 1,000 gallons

Hotels/Motels/Campgrounds:

All gallons	\$13.66 per 1,000 gallons
-------------	---------------------------

Wells:	\$40.40
--------	---------

2022 – 2023 Millersville Sewer Rates

Residential Users:

0 – 1,200 gallons	\$20.76 minimum charge
All gallons over 1,200	\$9.53 per 1,000 gallons

Commercial Users:

0 – 1,000 gallons	\$21.40 minimum charge
All gallons over 1,000	\$10.17 per 1,000 gallons

Hotels/Motels/Campgrounds:

All gallons	\$14.35 per 1,000 gallons
-------------	---------------------------

Wells:	\$42.42
--------	---------

Millington, Tennessee
Shelby County
Year Submitted: 2020

Terry Lawson

From: John Trusty <j.trusty@millingtontn.gov>
Sent: Monday, February 24, 2020 11:16 AM
To: Terry Lawson
Subject: Millington Water & Sewer Rates

CAUTION: This email originated from outside your organization. Exercise caution when opening attachments or clicking links, especially from unknown senders.

Below you will find our rates directly from our city code.

18-110. Water rates. (1) All customers shall be billed a base rate plus usage in excess of the base rate each month. Partial month service is not prorated.

(2) Water supplied by the municipal water system and equipped with meters reading gallons will be charged to each customer based upon the following monthly rates:

Base Rate	Includes first 2,000 gallons
Additional usage	Each additional 1,000 gallons or part thereof

Effective Date	Base Rate	Additional Use
July 1, 2018	\$ 13.21	\$ 4.43
July 1, 2019	\$ 14.56	\$ 4.88
July 1, 2020	\$ 15.91	\$ 5.33

Beginning July 1, 2021, the water rates shall be adjusted each year for bills issued at the end of July based on the percentage increase in the December Consumer Price Index over the December 2019 index and that such rate increase shall be posted on the city's website as soon as it is known.

(3) Water supplied by the municipal water system and equipped with meters reading cubic feet will be charged to each customer based upon the following monthly rates:

Base Rate	Includes first 267 cubic feet
Additional usage	Each additional cubic foot

Effective Date	Base Rate	Additional Use
July 1, 2019	\$ 14.54	\$.0365
July 1, 2020	\$ 15.91	\$.03987

Beginning July 1, 2021, the water rates shall be adjusted each year for bills issued at the end of July based on the percentage increase in the December Consumer Price Index over the December 2019 index and that such rate increase shall be posted on the city's website as soon as it is known.

(4) Buildings equipped with a sprinkler system or stand pipe shall pay a demand fee of \$5.00 per month plus the estimated usage, when activated, at the rates established in this chapter.

18-111. Sewer rates. (1) All customers shall be billed a base rate plus usage in excess of the base rate each month. Partial month service is not prorated.

(2) Customers connected to the Millington Wastewater Treatment Plant, who are provided and billed for water by the City of Millington in gallons, shall be charged based on the following monthly rates:

Base Rate.First 2,000 gallons
 Additional usage. Each additional 1,000 gallons or part thereof

Effective Date	Base Rate	Additional Use
July 1, 2018	\$7.74	\$3.73
July 1, 2019	\$8.06	\$3.89
July 1, 2020	\$8.38	\$4.04

Beginning July 1, 2021, the sewer rates shall be adjusted each year for bills issued at the end of July based on the percentage increase in the December Consumer Price Index over the December 2019 index and that such rate increase shall be posted on the city's website as soon as it is known.

(3) Customers connected to the Millington Wastewater Treatment Plant, who are provided and billed for water by the City of Millington in cubic feet (CF), shall be charged based on the following monthly rates:

Base Rate First 267 cubic feet
 Additional usage Each additional cubic foot

Effective Date	Base Rate	Additional Use
July 1, 2019	\$ 8.05	\$.0291
July 1, 2020	\$ 8.37	\$.0303

Beginning July 1, 2021, the sewer rates shall be adjusted each year for bills issued at the end of July based on the percentage increase in the December Consumer Price Index over the December 2019 index and that such rate increase shall be posted on the city's website as soon as it is known.

(4) Customers connected to the Millington Wastewater Treatment Plant, who are provided and billed for water by MLGW in hundred cubic feet (CCF), shall be charged based on the following monthly rates:

Base Rate.First 3 CCF
 Additional usage. Each additional CCF

Effective Date	Base Rate	Additional Use
July 1, 2018	\$8.69	\$2.7900
July 1, 2019	\$9.05	\$2.9100
July 1, 2020	\$9.41	\$3.0300

Beginning July 1, 2021, the sewer rates shall be adjusted each year for bills issued at the end of July based on the percentage increase in the December Consumer Price Index over the December 2019 index and that such rate increase shall be posted on the city's website as soon as it is known.

(5) A flat monthly fee shall be charged for areas served by the City of Millington collection systems and treated by the City of Memphis as follows:

Effective Date	Fee
----------------	-----

July 1, 2018	\$12.50
July 1, 2019	\$15.00

Customers in this category, whose wastewater is treated by the City of Memphis, shall pay the rate established by the City of Memphis for treatment in addition to the fee for the collection system.

(6) Users metered by a separate wastewater meter in gallons shall have a fixed monthly sewer fee for each one thousand (1,000) gallons, or any part thereof, of metered wastewater as follows:

Effective Date	Rate
July 1, 2018	\$3.73
July 1, 2019	\$3.89
July 1, 2020	\$4.04

(7) All property within the city limits with a sewer main available shall be billed for sewer service based on dates contained in section 18-102, regardless of whether connected.



John Trusty, CPA
Finance and Administration Director
City of Millington
901.873.5701
901.872.4113 fax
j.trusty@millingtontn.gov

CONFIDENTIALITY NOTICE:

The contents of this email message and any attachments are intended solely for the addressee(s) and may contain confidential and/or privileged information and may be legally protected from disclosure. If you are not the intended recipient of this message or their agent, or if this message has been addressed to you in error, please immediately alert the sender by reply email and then delete this message and any attachments. If you are not the intended recipient, you are hereby notified that any use, dissemination, copying, or storage of this message or its attachments is strictly prohibited. Be advised that the contents of electronic communications with officials and employees of the City are subject to Tennessee's Public Records Act.

Monteagle, Tennessee
Grundy & Marion County
Year Submitted: 2020

Town of Monteagle
P.O. Box 127
Monteagle, TN 37356

RATE SHEET

WATER RATES

INSIDE CITY LIMITS	RESIDENTIAL
0-2,000 GALLONS	\$17.10
NEXT 98,000 GALLONS	\$ 9.27 PER 1,000 GALLONS
OVER 100,000 GALLONS	\$ 10.30 PER 1,000 GALLONS
INSIDE CITY LIMITS	COMMERCIAL
0-2,000 GALLONS	\$25.75
NEXT 98,000 GALLONS	\$11.33 PER 1,000 GALLONS
OVER 100,000 GALLONS	\$12.36 PER 1,000 GALLONS
OUTSIDE CITY LIMITS	RESIDENTIAL
0-2,000 GALLONS	\$22.76
NEXT 98,000 GALLONS	\$11.33 PER 1,000 GALLONS
OVER 100,000 GALLONS	\$12.36 PER 1,000 GALLONS
OUTSIDE CITY LIMITS	COMMERCIAL
0-2,000 GALLONS	\$34.25
NEXT 98,000 GALLONS	\$13.39 PER 1,000 GALLONS
OVER 100,000 GALLONS	\$14.42 PER 1,000 GALLONS
	<u>SEWER RATES</u>
INSIDE CITY LIMITS	RESIDENTIAL
0-2,000 GALLONS	\$21.38
NEXT 98,000 GALLONS	\$11.59 PER 1,000 GALLONS
OVER 100,000 GALLONS	\$12.88 PER 1,000 GALLONS
INSIDE CITY LIMITS	COMMERCIAL
0-2,000 GALLONS	\$32.22
NEXT 98,000 GALLONS	\$14.16 PER 1,000 GALLONS
OVER 100,000 GALLONS	\$15.45 PER 1,000 GALLONS
OUTSIDE CITY LIMITS	RESIDENTIAL
0-2,000 GALLONS	\$33.99
NEXT 98,000 GALLONS	\$15.24 PER 1,000 GALLONS
OVER 100,000 GALLONS	\$12.98 PER 1,000 GALLONS
OUTSIDE CITY LIMITS	COMMERCIAL
0-2,000 GALLONS	\$51.38
NEXT 98,000 GALLONS	\$20.09 PER 1,000 GALLONS
OVER 100,000 GALLONS	\$21.63 PER 1,000 GALLONS
	OTHER CHARGES
NON-REFUNDABLE SERVICE CHARGE	\$30.00
RETURN CHEEK FEE	\$30.00
SHUT OFF FEE	\$40.00
AFTER HOURS & WEEKEND SHUT OFF FEE	\$75.00
¾ " RESIDENTIAL WATER TAP INSIDE CITY LIMITS	\$1,232.50
¾ " RESIDENTIAL WATER TAP OUTSIDE CITY LIMITS	\$1,682.50
¾ " COMMERCIAL WATER TAP INSIDE CITY LIMITS	\$1,832.50
1" RESIDENTIAL WATER TAP INSIDE CITY LIMITS	\$1,562.50
IRRIGATION TAP	\$350.00
BORING UNDER ROAD FEE	\$150.00
PENALTY BILLING FOR LATE PAYMENT	\$2.00 PLUS 0.10% OF BALANCE
RESIDENTIAL DEPOSIT	\$100.00
COMMERCIAL DEPOSIT	\$200.00



Allen & Hoshall

1661 International Drive, Suite 100
Memphis, Tennessee 38120
Office 901.820.0820
Fax 901.683.1001
www.allenhoshall.com

February 21, 2020

MONTEAGLE UTILITY SYSTEMS
PO BOX 127
MONTEAGLE, TN 37356

Subject: 2020 Tennessee Municipal League – Water and Sewer Rate Comparison

Dear Friends,

At the 2019 TML Meeting, we received numerous requests to prepare a new water and sewer rate comparison for Tennessee municipalities. We are pleased to announce that Allen & Hoshall will have a new rate study ready for the 2020 TML meeting in Chattanooga!

..... but we need your help

Please send us a copy of your current water and sewer rate schedule(s) using the enclosed envelope or via email to rates2020@allenhoshall.com. We kindly request that you send us your rates no later than March 31, 2020.

Thank you in advance for providing this information. Please visit our Booth at the TML meeting to pick up your copy of the survey.

Also, please stop by and pick up a free TML Tee Shirt, which Allen & Hoshall is pleased to distribute at each annual meeting.

Sincerely,

Allen & Hoshall

Harry J. Pratt, PE
President

Monterey, Tennessee

Putnam County

Year Submitted: 2022

ORDINANCE #20-839

BE IT ORDAINED BY THE BOARD OF MAYOR AND ALDERMEN OF
THE TOWN OF MONTEREY, TENNESSEE

Section 1: That the City Code, Title 18, Section 18-102 be amended as follows:

18-102 Water and sewer monthly rates. The schedule of water and sewer rates shall be as follows:

(a) Residential water monthly base facility charge (inside city).

<u>Gallons Metered</u>	<u>2020</u>
0 - 2,000 gallons	\$16.75
2,000 + gallons (per 1,000 gallons)	5.80

(b) Residential water monthly base facility charge (outside city).

<u>Gallons Metered</u>	<u>2020</u>
0 - 2,000 gallons	\$26.25
2,000 + gallons (per 1,000 gallons)	9.00

**(c) Residential water monthly base facility charge (Phifer Mountain Service area-
outside).**

<u>Gallons Metered</u>	<u>2020</u>
0 - 2,000 gallons	\$29.50
2,000 + gallons (per 1,000 gallons)	9.00

(d) Commercial, industrial, governmental entities and water districts shall be charged the following water monthly fee based on the size of the water service to the water user.

<u>0 - 2,000 Gallons Metered</u>	<u>Service Size</u>	<u>Charge</u>
	3/4 inch	\$ 17.90
	1 inch	35.13
	2 inch	70.30
	3 inch	105.44
	4 inch	140.60
	6 inch	210.88
	8 inch	281.19
	10 inch	351.48

Gallons Metered

2020

2,000 + gallons (per 1,000 gallons)

\$3.68

Customers having more than one (1) dwelling unit per connection shall pay an additional fee of \$6.68 per dwelling unit per month for all dwelling units in excess of one dwelling unit per service.

(e) **Sewer rate.** The charge for sewer service will be an amount equal to 110% of the charges for water service (including commercial meter charges) whether inside or outside the City limits. Additionally, industrial customers, customers using the water for other than sanitary sewer purposes, shall be charged a sewer surcharge of \$0.54 per 1,000 gallons of water used.

(f) **Fire Hydrant rental.** Fire hydrant rental shall be \$6.68 per month.

Single family residential customers which obtain sewage treatment from the Monterey Waterworks System, but obtain water, either in part or in whole, from a source other than the Monterey Waterworks System, will be billed for sewage treatment based on the same rates as residential customers who obtain water from the Monterey Waterworks System. The amount of sewage treated will be determined by an accurate metering device to meter water or sewer at the discretion of the Town of Monterey.

Commercial multiple dwelling units, and industrial and commercial customers which obtain sewage treatment from the Monterey Waterworks System, but obtain water, either in part or in whole, from a source other than the Monterey Waterworks System, will be billed for sewage treatment based on the same rate as those commercial and industrial customers who obtain water from the Monterey Waterworks System. The amount of sewage treated will be determined by an accurate metering device to meter water or sewer at the discretion of the Town of Monterey.

Section 2. This ordinance shall take effect fourteen (14) days from and after its passage, the public welfare requiring it.

PASSED 1ST READING: May 4, 2020
PASSED 2ND READING: May 19, 2020
PASSED 3RD READING: June 1, 2020



Bill Wiggins, Mayor

Starlett Wessels, Vice-Mayor

ORDINANCE NUMBER 15-523

AN ORDINANCE TO AMEND TITLE
18 OF THE MONTEREY CITY CODE
REGARDING WATER AND SEWER
RATES

ORDINANCE NUMBER _____
REQUESTED BY: Board of Mayor and
Aldermen
PREPARED BY: _____
APPROVED FORM AND
CORRECTNESS: _____
PASSED 1ST READING: 05-04-15
PASSED 2ND READING: 06-01-15
PASSED 3RD READING: 06-22-15

BE IT ORDAINED BY THE BOARD OF MAYOR AND ALDERMEN OF
THE TOWN OF MONTEREY, TENNESSEE

Section 1: That the City Code, Title 18, Section 18-102 be amended as follows:

18-102 Water and sewer monthly rates. The schedule of water and sewer rates shall be as follows:

(a) Residential water monthly base facility charge (inside city).

<u>Gallons Metered</u>	<u>2015</u>	<u>2016</u>	<u>2017</u>
0 - 2,000 gallons	\$14.00	\$15.25	\$16.50
2,000 + gallons (per 1,000 gallons)	4.00	4.75	5.50

(b) Residential water monthly base facility charge (outside city).

<u>Gallons Metered</u>	<u>2015</u>	<u>2016</u>	<u>2017</u>
0 - 2,000 gallons	\$24.25	\$24.75	\$25.00
2,000 + gallons (per 1,000 gallons)	8.50	8.50	8.50

**(c) Residential water monthly base facility charge (Phifer Mountain Service area-
outside).**

<u>Gallons Metered</u>	<u>2015</u>	<u>2016</u>	<u>2017</u>
0 - 2000 gallons	\$28.11	\$28.11	\$28.11
2,000 + gallons (per 1,000 gallons)	8.50	8.50	8.50

(d) Commercial, industrial, governmental entities and water districts shall be charged the following water monthly fee based on the size of the water service to the water user.

<u>0 - 2,000 Gallons Metered</u>	<u>Service Size</u>	<u>Charge</u>
	3/4 inch	\$ 17.05
	1 inch	33.46
	2 inch	66.94
	3 inch	100.42
	4 inch	133.90
	6 inch	200.84
	8 inch	267.80
	10 inch	334.74

<u>Gallons Metered</u>	<u>2015</u>	<u>2016</u>	<u>2017</u>
2,000 + gallons (per 1,000 gallons)	\$3.00	\$3.25	\$3.50

Customers having more than one (1) dwelling unit per connection shall pay an additional fee of \$6.68 per dwelling unit per month for all dwelling units in excess of one dwelling unit per service.

(e) Sewer rate. The charge for sewer service will be an amount equal to 105% of the charges for water service (including commercial meter charges) whether inside or outside the City limits. Additionally, industrial customers, customers using the water for other than sanitary sewer purposes, shall be charged a sewer surcharge of \$0.51 per 1,000 gallons of water used.

(f) Fire Hydrant rental. Fire hydrant rental shall be \$6.68 per month.

(g) Customers that do not have a copy of their bill when paying shall be charged an administrative fee of \$2.00 per bill.


Single family residential customers which obtain sewage treatment from the Monterey Waterworks System, but obtain water, either in part or in whole, from a source other than the Monterey Waterworks System, will be billed for sewage treatment based on the same rates as residential customers who obtain water from the Monterey Waterworks System. The amount of sewage treated will be determined by an accurate metering device to meter water or sewer at the discretion of the Town of Monterey.

Commercial multiple dwelling units, and industrial and commercial customers which obtain sewage treatment from the Monterey Waterworks System, but obtain water, either in part or in whole, from a source other than the Monterey Waterworks System, will be billed for sewage treatment based on the same rate as those commercial and industrial customers who obtain water

from the Monterey Waterworks System. The amount of sewage treated will be determined by an accurate metering device to meter water or sewer at the discretion of the Town of Monterey.


Section 2. This ordinance shall take effect fourteen (14) days from and after its passage, the public welfare requiring it.

THE BOARD OF MAYOR AND ALDERMAN
OF MONTEREY, TENNESSEE



Bill Wiggins, Mayor

ATTEST:



Rebecca Iaquina, Vice-Mayor

Morristown, Tennessee

Hamblen County

Year Submitted: 2022



WATER RATE SCHEDULE

Water Usage Rate:

<u>Gallons Consumed</u>	<u>Inside City</u>	<u>Outside City</u>
Customer Charge	\$6.65	\$6.65
First - 50,000 Gallons	\$2.35/K Gal.	\$4.70/K Gal.
Next - 50,000 Gallons	\$2.10/K Gal.	\$4.20/K Gal.
Over - 100,000 Gallons	\$1.90/K Gal.	\$3.80/K Gal.

<u>Minimum Bill:</u> <i>2,000 gallon minimum</i>	<u>Inside City</u>	<u>Outside City</u>
5/8 in. meter	\$11.35	\$16.05
3/4 in. meter	\$14.76	\$20.87
1 in. meter	\$22.13	\$31.30
1-1/2 in meter	\$38.59	\$54.57
2 in. meter	\$61.86	\$87.47
3 in. meter	\$147.55	\$208.65
4 in. meter	\$221.33	\$312.98
6 in. meter	\$402.93	\$569.78
8 in. meter	\$607.23	\$858.68
10in. meter	\$800.18	\$1,131.53

Water Treatment Plant Facility Investment Charge:

A Facility Investment Charge of \$0.23/per thousand gallons usage shall be applied to recover the debt service expense associated with the cost of increasing capacity of the Water Treatment Plant. This charge is determined by dividing the projected annual debt service by the actual sales gallons for the previous fiscal year.

Water Meter Tap Fees:

Where water service is available the following tap fees shall apply. These fees are the same whether inside the city limits or outside city limits. Larger or special requirement Water Taps shall be charged at actual cost, but in no case less than the current rates. Any special charges for boring will be added to the fees stated below.

<u>Size:</u>	<u>Tap Fees:</u>
5/8 Inch	\$750.00
3/4 Inch	\$800.00
1 Inch	\$1,000.00
1 1/2 Inch	\$2,000.00
2 Inch	\$2,500.00
3 Inch	\$6,500.00



WATER RATE SCHEDULE

Fire Protection Tap Fees:

Where fire protection service is available the following tap fees shall apply. These Fees are the same whether inside the city limits or outside the city limits. Any special charges for boring will be added to the fees stated below.

<u>Size:</u>	<u>Sprinkler Tap Fees:</u>
2 Inch	\$1,500.00
4 Inch	\$3,000.00
6 Inch	\$3,500.00
8 Inch	\$4,000.00
10 Inch	\$5,000.00
12 Inch	\$6,000.00

Monthly Fire Protection Service Charge:

Fire Protection service charge shall be calculated using the table below based on customers fire line connection size. These Fees are the same whether inside the city limits or outside the city limits.

<u>Size</u>	<u>Monthly</u>	<u>Annual</u>
4"	\$ 25.00	\$300.00
6"	\$ 40.00	\$480.00
8"	\$ 50.00	\$600.00
10"	\$100.00	\$1,200.00
12"	\$125.00	\$1,500.00



WASTEWATER RATE SCHEDULE

MONTHLY CAPACITY CHARGE:

<u>Water Meter Size</u>	<u>Inside City Rate</u>	<u>Outside City Rate</u>
5/8 in meter	\$25.00	\$25.00
3/4 in meter	\$32.50	\$32.50
1 in meter	\$48.75	\$48.75
1.5 in meter	\$85.00	\$85.00
2.0 in meter	\$136.25	\$136.25
3.0 in meter	\$325.00	\$325.00
4.0 in meter	\$487.50	\$487.50
6.0 in meter	\$887.50	\$887.50

**Established 7/1/2020*

SEWER USAGE RATE:

<u>Water Gallons Used</u>	<u>Inside City</u>	<u>Outside City</u>
0-2,000	<i>Included in Capacity Charge</i>	
2,001-1,000,000	\$12.50/K Gal	\$25.00/K Gal.
1,000,001-10,000,000	\$10.00/K Gal	\$20.00/K Gal.
>10,000,0001	\$5.00/K Gal	\$10.00/K Gal.

Wells

Inside	\$12.50 x 5,000 gal = \$62.50
Outside	\$25.00 x 5,000 gal = \$125.00

**Established 1/1/2021*

SEWER TAP FEE: Shall be based upon the water meter size

<u>Water Meter Size</u>	<u>Inside City</u>	<u>Outside City</u>
5/8 inch	\$1,800	\$3,600
1 inch	\$3,600	\$7,200
1-1 ½ inch	\$10,000	\$20,000
2 inch	\$15,000	\$30,000
3 inch	\$25,000	\$50,000
4 inch	\$40,000	TBD
5 inch	\$50,000	TBD

**Established 1/1/2018*

INDUSTRIAL PRE-TREATMENT SURCHARGE FEES:

	<u>Turkey Creek WWTP</u>	<u>Lowland WWTP</u>
BOD exceeding 250 mg/l	.27 per lb	.48 per lb
TSS exceeding 250 mg/l	.097 per lb	.41 per lb
FOG exceeding 75 mg/l	.097 per lb	.41 per lb
Ammonia exceeding 45 mg/l	-----	\$2.27 per lb

**Established 7/1/2020*

Septic Receiving Station Special Discharge (Class IV)

3 X Inside City Usage Rate
\$37.50 per 1,000 gallons



WASTEWATER RATE SCHEDULE

INDUSTRIAL PERMIT FEES:

Annual Food Service Establishment (FSE) Discharge Permit Fee	\$300.00
Annual Significant Industrial User Discharge Permit Fee (Class III)	\$750.00
Annual Special Discharge Permit Fee (Class IV)	\$750.00
Annual Industrial User Discharge Permit Fee	\$150.00
Annual NSCUI Discharge Permit Fee Application	\$150.00
Fee for Significant Industrial User Application Fee	\$3,500.00
For Non Discharge User	\$500.00

ADDITIONAL ITEMS:

Apartments, condominiums, mobile home parks individually metered shall be billed in accordance with the above schedule per unit.

When MUC is required to add pipe-work to accommodate the connection, the actual cost of said construction shall be added to the above fee.

If Morristown Utilities Commission discontinues water service for non-payment of bill or any other reason, and the water is turned on without authority of MUC, the utilities shall have the right to discontinue service, remove or lock out the meter, and charge for costs incurred in discontinuing service, plus the cost of a replacement meter, if required.

Moscow, Tennessee
Fayette County
Year Submitted: 2022

2. Water and Sanitary Sewer Rates, 2019. Effective July 1, 2019 customers of the Moscow municipal water system and sanitary sewer system shall pay monthly usage fees according to the following schedule, exclusive of applicable sales taxes:

MONTHLY WATER RATES

CUSTOMER CLASS	FIRST 2,000 GALLONS USAGE	ALL USAGE OVER 1,000 GALLONS
Residential	\$38.67	\$1.83 per 1,000 gallons
Commercial	\$69.44	\$3.71 per 1,000 gallons
Industrial	\$114.44	\$6.18 per 1,000 gallons

MONTHLY SANITARY SEWER RATES
Consumption Based on Metered Water Usage


CUSTOMER CLASS	FIRST 2,000 GALLONS USAGE	ALL USAGE OVER 1,000 GALLONS
Residential	\$40.93	\$1.94 per 1,000 gallons
Commercial	\$73.49	\$3.92 per 1,000 gallons
Industrial	\$121.12	\$6.54 per 1,000 gallons

3. Effective Date. This ordinance shall be in full force and effect from and after its date of passage by the Board of Mayor and Aldermen.


4. Severability. Should any section, paragraph, sentence, clause, or phrase of this ordinance or its application to any person or circumstance be declared unconstitutional or otherwise invalid for any reason, or should any portion of this ordinance be pre-empted by State or Federal law or regulation, such decision or legislation shall not affect the validity of the remaining portions of this ordinance or its application to other persons or circumstances.

5. Repealer. All ordinances and parts of ordinances which are inconsistent with the provisions of this ordinance are hereby repealed to the extent of such inconsistency.

PASSED AND APPROVED THIS 26 DAY OF June, 2017 BY A ROLL CALL VOTE OF THE MOSCOW BOARD OF MAYOR AND ALDERMEN.


LACHISHA JACKSON, MAYOR OF MOSCOW

ATTEST:


City Recorder

Mosheim, Tennessee

Greene County

Year Submitted: 2022

From: [Pam Morgan](#)
To: [Terry Lawson](#)
Subject: Current Rates
Date: Friday, May 6, 2022 1:18:33 PM

[CAUTION: External Email]

Good Afternoon!

I received the request in the mail today for our current water and sewer rates for the Town of Mosheim. I have listed them below. Please let me know if you need anything else.

Water Rates

First 2,000 gallons-	\$13.61 plus tax
Next 2,500 gallons-	\$5.02 per 1,000 gallons plus tax
Over 4,500 gallons-	\$2.97 per 1,000 gallons plus tax

Sewer Rates

First 2,000 gallons-	\$26.08 plus tax
Next 2,000 gallons-	\$6.52 per 1,000 gallons plus tax
Over 4,000 gallons-	\$5.85 per 1,000 gallons plus tax

Thank you!
Pam Morgan
Town of Mosheim
423-422-4051

Disclaimer

This email and any files transmitted with it are confidential information and intended solely for the use of the individual(s) or entity named above. If you are not the intended recipient you are hereby notified that any disclosure, copying, distribution or the taking of any action in reliance on the contents of this information is strictly prohibited and may be unlawful. If you received this email and are not an intended recipient, please delete it from your system. Mail delivered by Allen & Hoshall, Inc. mail system.

AHEmailDisclaimer2016

Mountain City, Tennessee
Johnson County
Year Submitted: 2020

**Town of Mountain City
2019 - 2020 Water - Sewer Rates**

Water Rates	19/20 Rates
Inside City Water	
2,000 gallons minimum	\$11.11
All over per thousand	\$5.05
Outside Water	
2,500 gallons minimum	\$22.22
All over per thousand	\$7.07
Dry Run Rates	
2,500 gallons minimum	\$22.22
All over per thousand	\$7.07
Wholesale Rates	
NECC to cost by contract	\$4.38
Effective 1-1-19 by contract	\$4.38
Utility Districts	\$4.42

Sewer Rates	19/20 Rates
Inside Sewer	
2,000 gallons minimum	\$8.08
All over per thousand	\$4.04
Outside Sewer	
2,500 gallons minimum	\$16.16
All over per thousand	\$7.07

FAIR USAGE RATES - APPLICATION MONTHLY FEES

Small commercial 5/8" Inside	\$13.11
Small commercial 5/8" Outside	\$24.22
Large commercial 1"	\$25.00
Large commercial 2"	\$50.00
Large commercial 3"	\$75.00
Large commercial 4"	\$100.00
Large commercial 6"	\$150.00
Large commercial 8"	\$200.00
Large commercial 10"	\$250.00
Large commercial 12"	\$300.00
Above 12"	\$500.00

All 1" and above taps will be considered commercial

Mount Carmel, Tennessee
Hawkins County
Year Submitted: 2020

From: Tammy.Conner@mountcarmeltn.gov
To: [Terry Lawson](#)
Subject: town of mt carmel sewer rates
Date: Tuesday, April 14, 2020 12:44:37 PM

CAUTION: This email originated from outside your organization. Exercise caution when opening attachments or clicking links, especially from unknown senders.

The sewer rates for the Town of Mount Carmel, TN are \$32.50 minimum, 0-2000 gallons, \$5.25 for every 1000 gallons thereafter. Every customer receives a 10% discount on the gallons for watering yards, gardens etc.

Tammy Conner, CMFO
Town of Mount Carmel
423-357-7311

Mount Pleasant, Tennessee
Maury County
Year Submitted: 2022

ORDINANCE 2020-1061

AN ORDINANCE AMENDING WATER AND SEWER RATES AND CHARGES FOR THE CITY OF MOUNT PLEASANT, TENNESSEE AS SET FORTH IN SCHEDULE A, SECTION 18-125 OF THE MOUNT PLEASANT MUNICIPAL CODE

WHEREAS, Section 18-125, Schedule A, of the Mount Pleasant Municipal Code deals with rate schedules, service deposits, connection charges, and reconnection charges, with respect to **water and sewer services**; and,

WHEREAS, the rates and charges set forth in Schedule A are subject to change and amendment by resolution or ordinance; and,

WHEREAS, it is appropriate to revise, update and modify water and sewer rates, fees and charges in light of ongoing capital improvement projects undertaken and/or required, including the ongoing cost of operation, and the water and sewer audits.

NOW, THEREFORE, BE IT RESOLVED BY THE CITY OF MOUNT PLEASANT, TENNESSEE, AS FOLLOWS:

Section 1. That the schedule of rates and charges with respect to **water and sewer services** as set forth in Schedule A, Section 18-125 of the Mount Pleasant Municipal Code is hereby amended as reflected in Schedule A attached hereto.

Section 2. This Ordinance is in conformity with anticipated sewer revenues for the Fiscal Year beginning July 1, 2020 through June 30, 2021 according to Budget Ordinance **2019-1055**.

Section 3. If any one or more of the provisions of this Ordinance, or any exhibit or attachment thereof, shall be held invalid, illegal, or unenforceable in any respect, by final decree of any court of lawful jurisdiction, such invalidity, illegality, or unenforceability shall not affect any other provision hereof, or of any exhibit or attachment thereto, but this Ordinance, and the exhibits and attachments thereof, shall be construed the same as if such invalid, illegal, or unenforceable provision had never been contained herein, or therein, as the case may be.

Section 4. This Ordinance shall take effect upon final passage.

Approved and adopted this 19th day of January, 2021.


WILLIAM F. WHITE, JR., MAYOR

ATTEST:


LORETTA GARNER, RECORDER

LEGAL FORM APPROVED:


KORI BLEDSOE JONES, ATTORNEY

PASSED ON FIRST READING: December 15, 2020

PASSED ON SECOND READING: January 19, 2021

**Section 18-125 of the Mt. Pleasant Municipal Code
SCHEDULE A**

WATER RATES

RESIDENTIAL INSIDE CITY LIMITS

Minimum Monthly Charge*	\$ 16.00
*includes 2000 gallons	
Unit Charge above 2000 gallons	\$ 3.04

RESIDENTIAL OUTSIDE CORPORATE CITY LIMITS¹

Minimum Monthly Charge*	\$ 25.00
*includes 2000 gallons	
Unit Charge above 2000 gallons	\$ 4.55

LEWIS COUNTY WATER LINE EXTENSION²

Minimum Monthly Charge	\$54.00
*0 usage	
Unit charge above 0 usage	\$ 6.00

COMMERCIAL³

Minimum Monthly Charge*	\$ 23.00
*includes 2000 gallons	
Unit Charge above 2000 gallons	\$ 4.55

INDUSTRIAL⁴

Minimum Monthly Charge*	\$ 31.00
*includes 2000 gallons	
Unit Charge Above 2000 Gallons	\$ 6.07

SEWER RATES

RESIDENTIAL

Minimum Monthly Charge*	\$ 50.00
*includes 2000 gallons	
Unit Charge Above 2000 Gallons	\$ 5.89

COMMERCIAL

Minimum Monthly Charge*	\$ 62.00
*includes 2000 gallons	
Unit Charge above 2000 gallons	\$ 8.15

INDUSTRIAL

Minimum Monthly Charge*	\$150.00
*includes 2000 gallons	
Unit Charge Above 2000 Gallons	\$ 8.15

¹ Resolution 2009-10 distinguished rates for water services for water customers outside the corporate limits of the City from rates of water customers inside the corporate limits of the City; it also consolidated all previously used special water districts which were outside the corporate limits of the City. Since the passage of Resolution 2009-10, water rates for customers outside the corporate limits of the City have been different than the rates of customers inside the corporate limits of the City. If not specifically changed by ordinance or resolution, water rates remain unchanged.

² This includes all water customers who receive water from Mt. Pleasant as a result of Phases 1 and 2 of the Mt. Joy Project (those residing in Lewis County) who applied for Mt. Pleasant water.

³ Includes inside and outside corporate city limits.

⁴ Includes inside and outside corporate city limits.

WATER TAP/METER FEES⁵

¾" Inside City Limits	\$2,000.00
¾" Outside City Limits	\$2,600.00
1" Inside City Limits	\$2,700.00
1" Outside City Limits	\$3,200.00
2" Inside City Limits	\$3,700.00
2" Outside City Limits	\$4,100.00

Boring Under Road Fee \$1,000.00

SEWER TAP FEES

Residential	\$3,000.00
Commercial	\$4,500.00
Industrial	\$6,000.00

- Charges for water meters larger than 2" shall be determined by the City Manager.
- The City Manager shall have the authority to adjust water and sewer tap fees when doing so would benefit the City of Mount Pleasant and more accurately reflect the actual cost of providing service to the customer.

FIRE PROTECTION TAP

\$8,000.00

WATER & SEWER FEES & CHARGES

Residential Service Deposits (Inside City Limits & Outside City Limits, including Lewis County). Residential deposits for new services are required in the following amounts:

<u>Homeowners⁶</u>		<u>Renters</u>	
Water Only:	\$50.00	Water:	\$100.00
Water & Sewer:	\$125.00	Water & Sewer:	\$250.00

Commercial & Industrial Service Deposits (Inside City Limits, Outside City Limits & Lewis County). Commercial and industrial deposits for new services are required in an amount equal to 2.5 times estimated monthly usage, as determined by the discretion of the City Manager. (City's Collection Policy – Resolution 2017-30, Exhibit A).

Multi-Unit Charge. A multi-unit charge applies for each unit of multi-unit dwelling or commercial complex building purchasing water through a single meter. There is a minimum bill for each separate unit.

Late Penalty Charge⁷. Customer's bills should be paid on or before the fifteenth day of each month in order to receive the net price on the monthly bill. Payments received after the fifteenth of each month will incur a ten percent (10%) late penalty charge. (See also §18-111(2)). Additionally, accounts not paid by 4:00 p.m. on the 25th are subject to cut-off of services.

Service and Reconnection Charge⁸. Customers who have their water and/or sewer service discontinued for any reason will be charged a fee of seventy-five dollars (\$75.00) for both the disconnection and reconnection of services. All accounts which remain unpaid on the 26th at 1:00 p.m. will be cut-off and assessed the service and reconnection fee. Customers will only be charged one \$75.00 charge per bill for disconnection and reconnection of water, sewer, and gas at any one location, notwithstanding the reconnection charge for gas authorized in §19-311 of the municipal code.

⁵ Outside city limits for water tap/meter fees includes Lewis County Water Line Extension.

⁶ To be considered a "homeowner" for purposes of this ordinance a person must own the dwelling and live in it.

⁷ Credit card payments must be electronically received by the City on or before the 15th in order to avoid assessment of the late penalty charge. It can take up to 5 business days for credit card payments to post to the City's system.

⁸ Credit card payments must be electronically received by the City before 1:00 p.m. on the 26th in order to avoid cut-off and assessment of the reconnection fee. It can take up to 5 business days for credit card payments to post to the City's system.

After Hours Reconnection Fee. Customers who request that their water and/or sewer services be reconnected on weekdays before 7:00 a.m. or after 3:00 p.m. will be assessed an additional twenty-five dollar (\$25.00) after hour charge. Services will not be reconnected on weekends or holidays.

Return Check Fee. The fee for return checks is \$30.00 plus any fees the bank charges the City for chargeback items. After two return checks in a year are presented, the City will refuse to accept checks as a valid form of payment. (City's Collection Policy – Resolution 2017-30, Exhibit A).

Munford, Tennessee
Tipton County
Year Submitted: 2020



City of Munford, Tennessee
1397 Munford Avenue
Munford, Tennessee 38058
Dwayne Cole, Mayor
(901) 837-0171
www.munford.com

Munford Water and Sewer Rate Schedule

Inside City

Water - \$8.57 minimum up to 1,000 gallons, plus an additional charge of \$2.60 per 1,000 gallons over the 1,000 gallon minimum

Sewer - \$8.57 minimum plus usage charges as per following:

\$4.16 per 1,000 gallons up to 2,000 gallons

\$4.69 per 1,000 gallons from 2,001 gallons to 4,000 gallons

\$5.21 per 1,000 gallons over 4,000 gallons


Outside City

Water - \$13.39 minimum up to 1,000 gallons, plus an additional charge of \$3.72 per 1,000 gallons over the 1,000 gallon minimum

Murfreesboro, Tennessee

Rutherford County

Year Submitted: 2020



T E N N E S S E E
 Creating a better quality of life.

**WATER RESOURCES DEPARTMENT
 2019-20 RATE SCHEDULE**

Effective on bills printed on or after July 1, 2019

WATER RATES

Section 33-1 Water Rate and minimum bill. The water rate is \$3.66 per 1000 gallons (\$.00366 per gallon) of consumption.

The minimum monthly bill applicable to all customers shall be based upon the following table:

MINIMUM MONTHLY WATER CHARGES

Meter Size (")	Charge (\$)	Allowance, Gallons
5/8	8.22	0
1	19.18	0
1 1/2	41.10	0
2	65.76	0
3	164.40	0
4	328.80	0
6 and greater	685.00	0

SEWER RATES

Section 33-1 Sewer Rate and Minimum Bill. The sewer rate is \$5.67 per 1000 gallons (\$.00567 per gallon) of consumption.

The minimum monthly bill applicable to all customers shall be based upon the following table:

MINIMUM MONTHLY SEWER CHARGES

Meter Size (")	Charge (\$)	Allowance, Gallons
5/8	10.22	0
1	27.98	0
1 1/2	61.90	0
2	100.06	0
3	252.70	0
4	507.10	0
6 and greater	1,058.30	0

The above rates are before any late fees. A 10% fee is assessed on bills not paid by the due date. Rates for service outside the City Limits are 50% higher than the above Inside City Limits rates. Each residential sewer customer utilizing an unmetered water supply shall be charged a \$19.70 flat monthly rate.

Nashville Metro, Tennessee
Davidson County
Year Submitted: 2020

Subject:

FW: New Rates

*Metre Water Services
Nashville, TN*

Fixed Meter Charges

Fixed meter charges for both water and sewer service are determined by the size of your water meter. Fixed meter charges cover costs for readiness to serve and are the same for both residential and commercial customers.

Water and Sewer Rates by Meter Size

Meter Size	Water	Sewer
5/8-inch	\$5.09	\$8.14
3/4-inch	\$12.12	\$36.00
1-inch	\$15.28	\$46.58
1.5-inch	\$26.85	\$90.67
2-inch	\$37.91	\$127.38
3-inch	\$60.58	\$158.59
4-inch	\$137.72	\$449.98
6-inch	\$171.93	\$536.44
8 and 10-inch	\$223.72	\$686.89

Volumetric (or usage) Rate

The volumetric rate for both water and sewer service is determined by how much water you use. Volumetric rates are different for residential and commercial customers.

Residential Water and Sewer Rates by Volume

Residential Volumetric Rate	Water	Sewer
0-2 CCF	\$0	\$0
3-6 CCF	\$3.50	\$5.85
7-10 CCF	\$4.20	\$5.85
11+ CCF	\$5.25	\$5.85

Commercial Water and Sewer Rates by Volume

Commercial Volumetric Rate	Water	Sewer
All usage	\$2.75	\$5.85

Infrastructure Replacement Fees

The Water and Sewer Infrastructure Replacement fees create dedicated funding for replacing old infrastructure.

Water Infrastructure Replacement fee – will equal 10% of your water service charges (fixed charge plus usage).

Sewer Infrastructure Replacement fee – will equal 10% of your sewer service charges (fixed charge plus usage).

New Johnsonville, Tennessee
Humphreys County
Year Submitted: 2022

To meet its revenue requirements over the next five fiscal years, TUA recommends the following rate changes to become effective at the beginning of each fiscal year, July 1.

	FY 20-21	FY 21-22	FY 22-23	FY 23-24	FY 24-25
Water and Sewer					
Residential -Inside					
0 – 1,500	\$22.39	\$22.39	\$23.50	\$23.50	\$23.50
1,500 – 4,999	\$6.25 / 1,000 gallons	\$6.25 / 1,000 gallons	\$6.25 / 1,000 gallons	\$6.25 / 1,000 gallons	\$6.70 / 1,000 gallons
Over 5,000	\$4.50 / 1,000 gallons	\$5.10 / 1,000 gallons	\$5.60 / 1,000 gallons	\$6.25 / 1,000 gallons	\$6.70 / 1,000 gallons
Commercial and Residential Outside					
0 – 1,500	\$31.48	\$31.48	\$31.48	\$31.48	\$31.48
1,500 – 5,000	\$9.37 / 1,000 gallons	\$9.37 / 1,000 gallons	\$9.37 / 1,000 gallons	\$9.37 / 1,000 gallons	\$9.37 / 1,000 gallons
Over 5,000	\$5.60 / 1,000 gallons	\$5.87 / 1,000 gallons	\$7.00 / 1,000 gallons	\$7.00 / 1,000 gallons	\$7.25 / 1,000 gallons
Water					
Industrial					
0 – 20,000	\$250	\$250.00	\$250.00	\$250.00	\$250.00
Over 20,000	\$6.10 / 1,000 gallons	\$6.10 / 1,000 gallons	\$6.70 / 1,000 gallons	\$6.85 / 1,000 gallons	\$7.25 / 1,000 gallons
Sewer					
Industrial					
0 – 20,000	\$250.00	\$250.00	\$250	\$250.00	\$250.00
Over 20,000	\$7.60 / 1,000 gallons	\$7.60 / 1,000 gallons	\$7.60 / 1,000 gallons	\$7.60 / 1,000 gallons	\$7.60 / 1,000 gallons

The rate recommendations for the fiscal years beginning after July 1, 2021 are based upon revenue and expense projections which are subject to change. Therefore, the rate recommendations should be reviewed annually as a part of the budgetary process each year to ensure that rates recommended will continue to produce sufficient revenues to give the water and sewer fund a positive change in net position in future fiscal years.

The Water and Sewer Fund – Projected Cash Balance Schedule is attached as **Exhibit 3**.

CITY'S CAPITALIZATION POLICY

The City should adopt a resolution to establish a capitalization policy which incorporates the capitalization cost thresholds and service lives the City currently uses for all capital assets except its water and sewer system assets. The City's capitalization policy should adopt the service lives for its water and sewer system using the recommended service lives adopted by the WWFB for municipal water and sewer systems. TUA prepared a resolution for the City to adopt this capitalization policy. This resolution is attached as **Exhibit 4** to this Report.

INCREASE IN TAP FEES

TUA reviewed the City's current water tap fee schedule set forth below:

	<u>Inside City</u>	<u>Outside City</u>
¾ inch tap	\$950.00	\$1,050.00
1 inch tap	\$1,075.00	\$1,175.00
1 inch tap	\$1,125.00	\$1,400.00
2 inch tap	\$1,300.00	\$1,700.00

A tap fee should generally cover the City's cost to install the tap. The City has only installed two water taps in the past year. Based on information provided by the City, the cost to install the taps were \$1,336.00 for a ¾ inch tap and \$1,310.00 for 1 inch tap. The City incurs no additional costs in installing a water tap outside the City than inside the City; therefore, the tap fees for inside-city and outside-city taps should be the same.

TUA recommends the following new water tap fee schedule for both inside-city and outside-city customers:

¾ inch tap	\$1,350.00
1 inch tap	\$1,500.00
1 ½ inch tap	\$1,800.00
2 inch tap	\$2,400.00
Larger than 2 inch tap	Actual cost

The City has not installed a sewer tap over the last couple of years. The current sewer tap fees are as follows for both inside-city and outside-city customers:

4 inch tap	\$1,500.00
6 inch tap	\$2,250.00

TUA recommends no changes to the City's sewer tap fees.

ORDINANCE NO. 2022-02

AN ORDINANCE TO ESTABLISH THE WATER, SANITATION AND SEWER RATES FOR THE CITY OF NEW JOHNSONVILLE, TENNESSEE

WHEREAS, the City of New Johnsonville’s water system must comply with rules and regulations of both the state and federal governments; and

WHEREAS, the state has certain requirements that the city’s water system must be run in a financially sound manner.

NOW, THEREFORE, BE IT ORDAINED by the City Council of the City of New Johnsonville, Tennessee that:

Section 1. The City shall hereby raise both the water and sewer rates to adequately fund upcoming projects within the City. The water and sewer rates for the City of New Johnsonville shall be as follows in the following rate schedule effective for fiscal year 2022-2023.

Section 2. Ordinance 2021-05 pertaining to the establishment of rate schedules is hereby repealed in its entirety and replaced with the following:

(A) WATER RATES

Residential--Inside City Limits:

Up to 1,500 gallons..... \$23.50 Per Month
1,501 to 4,999 gallons..... 6.25 Per 1,000 Gallons
Over 5,000 gallons..... 5.60 Per 1,000 Gallons

Outside City Limits:

Up to 1,500 gallons..... \$ 31.48 Per Month
1,501 to 4,999 gallons..... 9.37 Per 1,000 Gallons
Over 5,000 gallons..... 7.00 Per 1,000 Gallons

Commercial—Inside & Outside City Limits:

Up to 1,500 gallons..... \$ 31.48 Per Month
1,501 to 4,999 gallons..... 9.37 Per 1,000 Gallons
Over to 5,000 gallons..... 7.00 Per 1,000 Gallons

Industrial—Inside & Outside City Limits:

Up to 20,000 gallons..... \$ 250.00 Per Month
All Usage Over 20,000 gallons..... 6.70 Per 1,000 Gallons

Sales Tax:

In addition to the rates set forth above for water rates, there shall be an additional tax collected at such lawful rate as set by the State of Tennessee, Humphreys County or the City of New Johnsonville for a sale or use tax.

(B) SEWER RATES

Residential Inside City Limits:

Residential rates for sewer users shall be charged at an amount in addition to the water bill at the following rates:

Up to 1,500 gallons..... \$23.50 Per Month
1,501 to 4,999 gallons..... 6.25 Per 1,000 Gallons
Over 5,000 gallons..... 5.60 Per 1,000 Gallons

Outside City Limits:

Up to 1,500 gallons..... \$ 31.48 Per Month
1,501 to 4,999 gallons..... 9.37 Per 1,000 Gallons
Over 5,000 gallons..... 7.00 Per 1,000 Gallons

Commercial---Inside & Outside City Limits:

Up to 1,500 gallons..... \$ 31.48 Per Month
1,501 to 4,999 gallons..... 9.37 Per 1,000 Gallons
Over 5,000 gallons..... 7.00 Per 1,000 Gallons

Industrial---Inside & Outside City Limits:

Up to 20,000 gallons..... \$ 250.00 Per Month
Over 20,000 gallons..... 7.60 Per 1,000 Gallons

(C) REFUSE FEES

All residential customers inside the corporate city limits shall be charged \$14.12 per month for collection and disposal of refuse. All commercial customers and residential customers outside the corporate city limits shall be charged \$19.83 per month for collection and disposal of refuse.

(D) CONNECTION FEES TO WATER AND SEWER SERVICE

1. Water Inside & Outside City Limits:

¾” Line \$ 1,350.00
1” Line \$ 1,500.00
1 ½” Line \$ 1,800.00
2” Line \$ 2,400.00
Over 2” Line—Actual Cost

2. Sewer---Inside or Outside City Limits:

4” Line \$1,500.00
6” Line \$2,250.00

Section 3. ANNUAL RATE ADJUSTMENT OF WATER AND SEWER RATES:

Water and Sewer rates will be reviewed annually.

Section 4. This ordinance shall take effect immediately upon its adoption, the public welfare requiring it.

PASSED 1st Reading _____

PASSED 2nd Reading _____

Mayor

Attest:

City Recorder

Newport, Tennessee
Cocke County
Year Submitted: 2020

Water Rates - Effective 04/01/2019

Monthly Billing Rates					
	Residential			Commerical	
	Inside City	Outside City		Inside City	Outside City

Customer Charges (Minimum)

Water Meter Size	Customer Charge				
3/4" (Standard)	\$12.00	\$16.00		\$15.60	\$20.80
1" (2 x)	\$24.00	\$32.00		\$31.20	\$41.60
1.5" (6 x)	\$72.00	\$96.00		\$93.60	\$124.80
2" (10 x)	\$120.00	\$160.00		\$156.00	\$208.00
3" (16 x)	\$192.00	\$256.00		\$249.60	\$332.80
4" (29 x)	\$348.00	\$464.00		\$452.40	\$603.20
6" (64 x)	\$1,080.00	\$1,440.00		\$1,404.00	\$1,872.00

Consumption Charges

Gallons Used	Rate \$/Gal				
0 - 15,000	\$0.002700	\$0.003600		\$0.003510	\$0.004680
15,001 - 55,000	\$0.002520	\$0.003375		\$0.003276	\$0.004388
55,001 - 250,000	\$0.002385	\$0.003150		\$0.003101	\$0.004095
All Above 250,000	\$0.002160	\$0.002880		\$0.002808	\$0.003744

Billing Example For 5,000 Gallons (Based on a 3/4" Water Meter)

Base Rate	\$12.00	\$16.00		\$15.60	\$20.80
Charge For Gallons	\$13.50	\$18.00		\$17.55	\$23.40
	(5,000 x \$0.002700)	(5,000 x \$0.003600)		(5,000 x \$0.003510)	(5,000 x \$0.004680)
Total Charge	\$25.50	\$34.00		\$33.15	\$44.20

TAP FEES

3/4" (Standard)	\$750	\$1,000		\$750	\$1,000
3/4" Split (20% Discount On 2nd Tap)	\$600	\$800		\$600	\$800

Inside or Outside

3/4" Construction (Temporary)	\$1,200 (plus cost of road crossing)
1"	\$2,000 (plus cost of road crossing)
2"	\$4,500 (plus cost of road crossing)
6" Fire Line	\$3,000 (plus cost of road crossing)

Water rates are subject to Sales Tax:

Industrial Plants
All Others

1.50%
9.75%

Niota, Tennessee
McMinn County
Year Submitted: 2020

NIOTA WATERWORKS DEPARTMENT

2019/2020 WATER, SEWER & SERVICE RATES

Inside City Limits:

Minimum Usage Water - 2000 gallons	\$17.91 First Two Thousand
Minimum Usage Sewer- 2000 gallons	\$20.46 First Two Thousand
2001 - Over gallons	\$13.95 Per Thousand (\$1.39 Per Hundred)

Outside City Limits:

Minimum Usage - 2000 gallons	\$20.46 First Two Thousand
2001 - Over gallons	\$13.95 Per Thousand (\$1.39 Per Hundred)

Multiple Meter Inside: (Ex: Apartment Units all on 1 meter)

\$25.00 Flat Rate Per Dwelling	
Minimum Usage - 2000 gallons	\$17.91 First Two Thousand
2001 - Over gallons	\$13.95 Per Thousand (\$1.39 Per Hundred)

Multiple Dwellings Inside: (Ex: Apartment units each has a meter)

Minimum Usage Water- 2000 gallons	\$17.91 First two thousand (per dwelling)
Minimum Usage Sewer- 2000 gallons	\$20.46 First two thousand (per dwelling)
2001- Over gallons	\$13.95 Per Thousand (\$1.39 Per Hundred)

Multiple Dwellings Outside: (Ex: Apartment Units all on one meter)

\$25.00 Flat Rate Per Dwelling	
Minimum Usage Water- 2000 gallons	\$17.91 First two thousand (per dwelling)
Minimum Usage Water- 2000 gallons	\$20.46 First two thousand (per dwelling)
2001- Over gallons	\$13.95 Per Thousand (\$1.39 Per Hundred)

Industrial/Commercial Rate:

Minimum Usage Water- 2000 gallons	\$35.80 First Two Thousand
Minimum Usage Sewer- 2000 gallons	\$40.61 First Two Thousand
2001- Over	\$15.35 Per Thousand (\$1.53 Per Hundred)

Service Fee/Reconnect/Meter Re-reads:

\$50 During Business Hours prior to 4 pm m-f
 \$75 After 4:01 pm m-f, weekends/holidays

Renters Connection Fee:	\$200.00 (NO REFUNDS)
Homeowners Fee:	\$100.00 (NO REFUNDS)
Late Fees on Billing:	5% of entire water bill if not paid in full
Meter Tampering Fee:	\$150 plus cost of repairs and legal fees
Meter testing Fee:	\$25 (no lead meter) \$70 (to replace meter at customer request)
Residential Sanitation Fee:	\$12 PER MONTH SERVICE FOR NIOTA CITY RESIDENCES ONLY

NSF fee for returned checks: \$30.00

Water and Sewer Taps:

3/4" Tap	\$800.00
3/4" Tap- Directional Bore	\$950.00
1" and 2" taps	Billed at cost of materials, installations +10%

NIOTA WATERWORKS DEPARTMENT

2019/2020 WATER, SEWER & SERVICE RATES

The Sewer usage calculation rate for Niota is 100% of the Water calculation rate

The above rates do not include tax or ServLine**

DAVID DILBECK
Water Department
Commissioner

JACKIE RIDEN
Water Department
Superintendent

JENNIE CAGLE
Water Department
Office Manager

* The WATER service is a commodity and it is taxed.

**ServLine is an optional residential program that is automatically included as a line item on your water bill at a cost of \$2.25 per month, subject to change as necessary. This program will cover water leaks up to \$1,000 on your water portion of your bill excluding the customer's average bill. Any dollar amount that goes over \$1000 that ServLine does not pay, the customer is responsible. If the customer chooses not to participate in the ServLine Program, they may opt out at any time, however, customer will assume full responsibility for their leaks and payment is expected in full by the bill stated due date. There is also an additional, optional \$5.25 per month for water line protection, protecting your water line from the meter to the foundation of your home. Adjustments for water leaks and payment arrangements will no longer be given by the City of Niota. ServLine does not cover the City Sewer portion of your bill. More information is available in the Water Department. For further information, please call or visit Niota Waterworks department.

--- There will be a .75% increase every July 1st to keep up with inflation ---

--- There will be an automatic increase to mirror an increase by AUB, our water provider ---

Norris, Tennessee
Anderson County
Year Submitted: 2022

ORDINANCE 616

AN ORDINANCE TO ADOPT A FEE SCHEDULE FOR THE NORRIS MUNICIPAL CODE, TITLE 18, UTILITIES AND SERVICES, SCHEDULE OF CHARGES FOR WATER AND SEWER SERVICE.

WHEREAS, Title 18 – 107 – of the Municipal Code of the City of Norris, authorizes the City to establish and adopt a fee schedule for all water and sewer services; and

WHEREAS, A previous rate schedule has been adopted by ordinance number 587; and

WHEREAS, Costs associated with providing said services have increased; and

NOW THEREFORE, BE IT ORDAINED by the city council of the City of Norris, Tennessee as follows:

SECTION 1. A fee schedule of Charges of Water and Sewer Service is hereby adopted to read as follows:

SCHEDULE OF CHARGES FOR WATER AND SEWER SERVICE

The following, except as hereinafter provided, shall be the schedule of charges for water and sewer service furnished within the corporate limits of the City of Norris by the waterworks and sewage system of said City, to wit:

MONTHLY WATER RATES

RESIDENTIAL AND COMMERCIAL CUSTOMERS

Minimum Monthly Bills in Accordance with Meter Size, With Effective Date:

	<u>1/1/2020</u>	<u>Min. Gallons</u>
3/4 and Smaller	\$24.51	2,000
1"	\$43.36	5,000
1 1/4"	\$67.91	8,500
1 1/2"	\$97.70	12,000
2"	\$173.72	19,000
3"	\$390.83	42,000
4"	\$684.35	72,000
6"	\$1,563.12	163,000

Water Rate per 1,000 gallons above minimum for all meter sizes: \$8.46

RATES OUTSIDE THE CORPORATION LIMITS

Residential - Per schedule above plus 25%

Utilities/Public Water Supplies rate per 1,000 gallons - \$1.91

All others - Per schedule above plus 40%

MONTHLY SEWER CHARGES

First 2,000 gallons per month minimum bill	\$44.01
Next 7,000 gallons per 1,000 gallons	\$7.55
Each 1,000 gallons thereafter per 1,000 gallons	\$9.98

MONTHLY SPRINKLER CHARGES

The charge for service rendered by the waterworks system to each automatic sprinkler system (said service to include water consumed in the proper use of such system, without additional charge therefore) shall be at the following:

4 inch connection and under	\$27.15
6 inch connection	\$42.46
8 inch connection	\$50.94

Such charge or rental shall be due and payable at the end of each month during which automatic sprinkler system service has been available or has been rendered.

INSTALLATION AND TAP FEES

Cross connection inspection and testing fees	\$50
--	------

Water tap: The Norris Water Commission shall perform the initial water tap for a minimum charge of \$550.00 or cost-plus twenty percent (20%), whichever amount is greater.

Sewer tap: The Norris Water Commission shall perform the initial water tap for a minimum charge of \$550.00 or cost-plus twenty percent (20%), whichever amount is greater.

Sewer Inspection:	\$25
-------------------	------

Fire Hydrant Charge:	\$6
----------------------	-----

OTHER CHARGES AND FEES

Non-refundable service connection fees for Water and/or Sewer:

- Property Owner: \$75
- Non-Property Owner: \$100
- Temporary Connection: \$40
- Note: Temporary Connection shall be for no more than fifteen days
- Service Reconnection Fee for nonpayment: \$50
- All other reconnections, including reconnection of previously installed lawn meters: \$20
- Same Day Installation/Reconnection or Overtime Installation/Reconnection shall incur an additional non-refundable charge of: \$75

Late Fee: 10% of outstanding balance
Collection Fee: \$30

REPAIR AND MAINTENANCE SERVICES AND SUPPLIES AND CHARGES THEREFOR


The Norris Water Commission is hereby authorized and empowered to contract for or render directly all supplies and/or construction, repair, or maintenance services necessary for or incidents to the providing of water and/or sewer services in accordance with the authority of the commission, and to establish equitable rates and/or charges to be paid by users, customers, and/or consumers for such supplies and/or construction, repair, or maintenance services. Such rates and charges shall be based upon actual or estimated costs plus 20 percent overhead, and are to be charged to the user, customer, or consumer for whom such supplies are furnished or for whom construction, repair or maintenance services are rendered. An inspection fee of \$25.00 will be charged for sewer taps installed by the customer. The commission is authorized and empowered to establish the necessary rules and regulations to insure the orderly and uniform handling of such service charges.

SECTION 2. This Ordinance shall take effect and be in force from and after its approval on January 1, 2020, the public welfare requiring it.

Adopted First Reading: NOVEMBER 15, 2019

Public Hearing: DECEMBER 9, 2019

Adopted Second Reading: DECEMBER 9, 2019


Chris Mitchell, Mayor 12/9/2019
Date

Attest: 
Scott Hackler, City Manager 12-9-19
Date

Oneida, Tennessee
Scott County
Year Submitted: 2020

423-569-6311
423-569-6312
Fax 423-569-2471



19922 Alberta Street
Oneida, Tennessee 37841



WATER & SEWER RATES

Effective July 2021
For bills due August 2021
4% Increase

	INSIDE CITY LIMITS	OUTSIDE CITY LIMITS
<i>Water</i>		
First 2,000 gallon (minimum)	\$16.09	\$23.63
Each additional 1,000	\$6.04	\$9.31
<i>Sewer</i>		
First 2,000 gallon (minimum)	\$22.32	\$23.64
Each additional 1,000	\$11.16	\$11.82

MINIMUM CHARGE

Paris, Tennessee
Henry County
Year Submitted: 2022

**BOARD OF PUBLIC UTILITIES
Paris, Tennessee**

WATER RATE SCHEDULE
Effective July 1, 2019

COMMODITY RATE

<u>Water Usage</u>	<u>Inside City</u>	<u>Outside City</u>
Base charge	\$ 14.00	\$ 21.00
Cost per 1,000 gallons	\$ 2.75	\$ 4.125
Wholesale cost/1,000 gallons	\$ 3.00	

All users or customers residing outside of the corporate limits of the City of Paris shall be charged an additional fifty percent (50%) of the commodity charge.

MINIMUM MONTHLY BILL

Meter Size	Gallons	Monthly Minimum Inside City	Monthly Minimum Outside City
5/8"	2,000	\$14.00	\$21.00
1"	6,000	\$30.50	\$45.75
1 1/2"	16,000	\$58.00	\$87.00
2" or above	28,000	\$91.00	\$136.50

PAYMENT

Above charges are net.

FIRE PROTECTION RATE SCHEDULE
Effective May 1, 2005

Sprinkler Head Charge
\$20.00 per building

WATER TAP FEES:
Effective July 1, 2017

Tap Size:	Fee:
5/8"	\$1,000
1"	\$1,250
2"	\$2,500

BOARD OF PUBLIC UTILITIES

NON-RESIDENTIAL WASTEWATER RATE SCHEDULE

EFFECTIVE JULY 1, 2020

AVAILABILITY

This rate schedule shall apply to wastewater service to commercial, industrial, governmental and other customers not classified as residential, located within the corporate limits of the City of Paris. The rate is based upon the amount of water measured by the Board of Public Utilities' metering facilities at each point of delivery.

COMMODITY RATE

<u>Based on Water Usage</u>	<u>INSIDE CITY</u>	<u>OUTSIDE CITY</u>
Base Charge	\$17.50	\$26.25
Cost per 1,000 Gallons	\$4.25	\$6.375

All customers residing outside of the corporate limits of the City of Paris shall be charged an additional 50% of the wastewater bill.

SURCHARGE

Biochemical Oxygen Demand (BOD) over 250mg/l	\$0.26 per pound
Suspended Solids over 300 mg/l	\$0.18 per pound
Ammonia Nitrogen over 15 mg/l	\$1.14 per pound

SURVEILLANCE FEE

Any customers issued an industrial pretreatment discharge permit shall be charged an additional \$500.00 per month

MINIMUM BILLS based on WT Meter Size:

COMMERCIAL:			
Size	Base Minimum on:	Inside	Outside
5/8"	2000 Gallons	\$ 17.50	\$ 26.25
1"	5000 Gallons	\$ 38.75	\$ 58.13
1 1/2"	15000 Gallons	\$ 81.25	\$ 121.88
2"	25000 Gallons	\$ 123.75	\$ 185.63

WASTEWATER TAP FEES:

EFFECTIVE JULY 1, 2017

TAP SIZE:	FEE:
4"	\$1000
6"	\$1100

BOARD OF PUBLIC UTILITIES

PARIS, TN

RESIDENTIAL WASTEWATER RATE SCHEDULE

EFFECTIVE JULY 1, 2020

AVAILABILITY

Wastewater connections shall be available to all residential customers within the corporate limits of the City of Paris subject to the provisions of 8-203 if the Paris Municipal Code.

COMMODITY RATE

<u>Based on Water Usage</u>	<u>INSIDE CITY</u>	<u>OUTSIDE CITY</u>
Base Charge	\$17.50	\$26.25
Cost per 1,000 Gallons	\$4.25	\$6.375

All customers residing outside of the corporate limits of the City of Paris shall be charged an additional 50% of the wastewater bill.

MINIMUM BILLS based on WT Meter

RESIDENTIAL:			
Size	Base Minimum on:	Inside	Outside
5/8"	2000 Gallons	\$ 17.500	\$ 26.25
1"	5000 Gallons	\$ 38.75	\$ 58.13
1 1/2"	15000 Gallons	\$ 81.25	\$ 121.88
2"	25000 Gallons	\$ 123.75	\$ 185.63

RESIDENTIAL WASTEWATER CAP

The maximum usage for the summer meter reading months of July through November will be the maximum usage during the previous meter reading months of December through April. If customer does not have usage history from December through April, wastewater cap will be five(5) thousand gallons.

WASTEWATER TAP FEES:

EFFECTIVE JULY 1, 2017

TAP SIZE:	FEE:
4"	\$1000
6"	\$1100

Petersburg, Tennessee
Lincoln County
Year Submitted: 2022

Petersburg Service Rates (Rev 7.2021)

Water Rates

Inside City Rate

\$ 21.33 for the 1st 1000 gallons

\$ 7.98 for each additional 1000 gallons

Outside City Rate

\$ 28.94 for the 1st 1000 gallons

\$ 11.96 for each additional 1000 gallons

Tap fee - \$ 1,200.00 or cost plus 25% whichever is greater

Sewer Rates

\$ 25.00 per month, only Businesses & Residences on the Square.

Garbage Rates

Residential \$ 15.00 per month

Small business \$ 18.00 per month

Large business \$ 50.00 per month

Brush Collection

½ load \$ 7.00

Full load \$ 12.00

PETERSBURG WATER DEPARTMENT FEES SCHEDULE (Rev 7.2021)

Connection Fee (with Water Deposit for new Service)	\$ 25.00
Transfer Fee (change name on account)	\$ 10.00
After hours service fee	\$ 45.00 per call
Tampering fee (water theft, damage of property)	\$ 250.00 per occurrence
Meter replacement	\$ 150.00 or current cost
Meter Riser resetter	\$ 100.00 or current cost
Meter box change out/replacement	\$ 50.00 or current cost
Meter lid change out/replacement	\$ 25.00 or current cost
Reconnection fee	\$ 50.00 per reconnect
Returned check fee	\$ 35.00 per ret'd check
Late payment fee	5% of water service
Destruction of property	Cost of equipment replacement plus tampering fee
Tap Fee for new water services	\$ 1,200.00 or cost plus 25% whichever is greater
Deposits	Homeowner Occupied: \$ 100.00 Renter Occupied: \$ 200.00

*** Water Department Fees may be subject to increase.*

Pigeon Forge, Tennessee

Sevier County

Year Submitted: 2022

PIGEON FORGE UTILITY

P.O. BOX 1066
225 PINE MOUNTAIN ROAD
PIGEON FORGE, TN 37868-1066

WATER RATES

New rates effective July 1, 2014

Inside City Limits:

First 2,000 Gallons	\$17.70 minimum
Over 2,000 Gallons	\$6.52 per thousand gallons

Outside City Limits:

First 2,000 Gallons	\$26.53 minimum
Over 2,000 Gallons	\$9.44 per thousand gallons

MINIMUM UTILITY BILLS

Water/Sewer	\$37.13
Water (Inside City Limits)	\$19.43
Water (Outside City Limits)	\$29.12
Sewer (Inside City Limits)	\$17.70

✕ TAP FEES ✕

Water (Inside)	\$750.00
Water (Outside)	\$1,500.00
Water/Sewer (Inside)	\$1,500.00

Pikeville, Tennessee
Bledsoe County
Year Submitted: 2022

PHILIP CAGLE
MAYOR

BETTY KAY RENICK
ADMINISTRATIVE ASSISTANT



25 MUNICIPAL DRIVE
P. O. BOX 225
PIKEVILLE, TENNESSEE 37367
(423) 447-2919

DEBRA BARNETT
CITY RECORDER

ALDERMEN:
SENIA ANDERSON
JANE HUMBLE
JEANIA LANSING
DALE WHEELER

CITY OF PIKEVILLE, TENNESSEE

SCHEDULE OF MUNICIPAL UTILITY RATES AND NUMBERS OF CUSTOMERS

JUNE 30, 2021

WATER RATE SCHEDULE

Water Rates:	<u>Residential</u>	<u>Commercial</u>	<u>Outside City</u>
First 2,000 Gallons	\$19.00/month	\$22.80/month	\$24.70/month
2,001 Gallons and over	\$5.40/month	\$6.48/month	\$7.02/month

SEWER RATE SCHEDULE

Sewer Rates (Based on water usage):			
First 2,000 Gallons	\$19.95/month	\$23.94/month	\$25.94/month
2,001 Gallons and over	\$5.67/month	\$6.80/month	\$7.37/month

Marwa Lawson
Utility Clerk

Portland, Tennessee
Sumner County
Year Submitted: 2022



City of Portland Utility Service Rates

Water Utility Rates

Residential Rate

Inside City Rate

0-2500 gallons: \$12.75
 over 2500 gallons: *\$5.10

Outside City Rate

0-2500 gallons: \$26.23
 over 2500 gallons: *\$10.49

Commercial Rate

Inside City Rate

0-2500 gallons: \$16.53
 over 2500 gallons: *\$6.61

Outside City Rate

0-2500 gallons: \$28.05
 over 2500 gallons: *\$11.22

Industrial Rate

Inside City Rate

0-2500 gallons: \$20.05
 over 2500 gallons: *\$8.02

Outside City Rate

0-2500 gallons: \$30.10
 over 2500 gallons: *\$12.04

**overages are calculated per 1,000 gallon intervals*

Last Rate Change 7/1/2015

Sewer Utility Rates

Residential Rate

Inside City Rate

0-2500 gallons: \$28.75
 over 2500 gallons: *\$11.50

Outside City Rate

0-2500 gallons: \$37.25
 over 2500 gallons: *\$14.90

Commercial Rate

Inside City Rate

0-2500 gallons: \$34.38
 over 2500 gallons: *\$13.75

Outside City Rate

0-2500 gallons: \$44.73
 over 2500 gallons: *\$17.89

Industrial Rate

Inside City Rate

0-2500 gallons: \$37.25
 over 2500 gallons: *\$14.90

Outside City Rate

0-2500 gallons: \$48.45
 over 2500 gallons: *\$19.38

*Sewer calculations are based on water usage. *overages are calculated per 1,000 gallon intervals*

Last Rate Change 7/1/2019

Puryear, Tennessee
Henry County
Year Submitted: 2020

Ordinance No. 75-19 _____

AN ORDINANCE OF THE CITY OF PURYEAR, TENNESSEE, TO SET THE RATES FOR WATER & SEWER SERVICE AND WATER AND SEWER TAPS.

Whereas, TO HAVE FINANCIALLY VIABLE WATER AND SEWER SYSTEM and

Whereas, to comply with Tennessee Code Annotated: and

Whereas, The Board of Mayor and Alderman of the City of Puryear finds it necessary to increase the rates for the water and sewer system and the cost of water and sewer taps for the customers of the City of Puryear.

NOW THEREFORE: BE IT ORDAINED BY THE BOARD OF MAYOR AND ALDERMAN OF THE CITY OF PURYEAR, TENNESSEE, THAT:

Section 1. This ordinance will replace in entirety the current water and sewer rates and the water and sewer taps for the City of Puryear as specified In Ordinance 68-14.

Section 2. The following rates shall be charged to the customer per billing cycles:

Water inside city limits first 2,000 gallons	\$ 20.50
Water per every 1,000 gal. above first 2,000	\$ 3.15
Water outside city limits first 2,000 gallons	\$ 25.75
Water per every 1,000 gal. above 2,000	\$ 4.73
Sewer inside city customers monthly base	\$ 12.03
Sewer per 1,000 gallons	\$ 4.10
Sewer outside city monthly base	\$ 18.05
Sewer per 1,000 gallons	\$ 6.14

Ridgley, Tennessee
Lake County
Year Submitted: 2020

ORDINANCE NO. 1906

AN ORDINANCE OF THE TOWN OF RIDGELY ESTABLISHING A SCHEDULE OF RATES FOR CUSTOMERS OF THE MUNICIPAL WATER AND WASTEWATER UTILITIES.

WHEREAS, the Ridgely Board of Mayor and Alderman wishes to periodically adjust municipal utility rates to keep pace with inflation, thus avoiding the need for the larger rate hikes associated with irregular adjustments of utility rates.

NOW, THEREFORE BE IT RESOLVED BY THE BOARD OF MAYOR AND ALDERMAN OF THE TOWN OF RIDGELY, TENNESSEE, AS FOLLOWS:

- 1. Municipal Water Rates.** The Ridgely, Tennessee, Board of Mayor and Alderman hereby adopt the following monthly rate schedule applicable to all customers of the municipal water utility, exclusive of applicable taxes. The rates will be fair and equitable to all customers with each meter paying minimum charge and the charge to be based on each meter flow capacity.

<u>Water</u>	<u>City</u>	<u>Rural</u>
Minimum charge 1,000 gallons		
Meter sizes: USGPM—Flow Factor		
3/4" (Household)	\$ 15.95	\$24.45
1" 25	\$ 31.87	\$40.47
1 1/2" 50	\$ 47.87	\$ 56.39
2" 80	\$ 79.79	\$ 88.39
3" 450	\$ 159.58	\$ 168.19
<hr/>		
Cost per 1,000 gallons	\$ 3.33	\$ 4.99

- 2. Municipal Wastewater Rates.** The Ridgely, Tennessee, Board of Mayor and Alderman hereby adopt the following monthly rate schedule applicable to all customers of the municipal wastewater utility, exclusive of applicable taxes: The rates will be fair and equitable to all customers with each meter paying a minimum charge.

<u>Wastewater</u>	<u>City</u>	<u>Rural</u>
Minimum charge 1,000 gallons	\$ 10.33	\$15.45
<hr/>		
Cost per 1,000 gallons	\$ 3.10	\$ 3.61

Roane County, Tennessee

Roane County

Year Submitted: 2022

Rate Information

Rates

\$ 35.50 (Flat Fee Residential)

Commercial & Industrial

\$ 63.35

\$ 17.57

\$ 15.71

\$ 14.41

\$ 12.89

\$ 12.43

Per 1000 Gallons

0 – 3000 gallons

3001 – 5000 gallons

5001 – 11,000 gallons

11,001 – 26,000 gallons

26,001 – 101,000 gallons

101,001 and up

Rockwood, Tennessee
Roane County
Year Submitted: 2020

ROCKWOOD WATER, WASTEWATER AND NATURAL GAS

ROCKWOOD, TN

SCHEDULE OF RATES IN FORCE

MAY 2020

WATER RATES

USAGE	INSIDE CITY	OUTSIDE CITY	SOUTH ROANE
0-200 CF (MIN)	\$13.07	\$22.85	\$29.77
>200 CF	\$ 3.85	\$ 6.73	\$ 7.18

SEWER RATES

160% OF WATER SERVICE CHARGE

GAS RATES

GAS RATES ARE EVALUATED MONTHLY BASED ON PURCHASE GAS ADJUSTMENT (PGA),
BASE RATE AND DEMAND CHARGES.

TAP FEES (UPDATED 3-1-2019)

	INSIDE CITY	OUTSIDE CITY
¾" WATER TAP	\$1,040.00	\$1,250.00
1" WATER TAP	\$1,200.00	\$1,410.00
2" WATER TAP	\$2,600 + MATERIALS	\$2,900 + MATERIALS
LARGER THAN 2" WATER TAP	\$3,600 + MATERIALS	\$3,900 + MATERIALS
4" SEWER TAP	\$ 880.00	\$1,100.00
4" SEWER TAP W/ROAD CROSSING	\$1,110.00	\$ 1,320.00
6" SEWER TAP	\$ 880.00	\$ 1,100.00
6" SEWER TAP W/ROAD CROSSING	\$ 1,130.00	\$ 1,350.00
GRINDER PUMP SYSTEM	\$3,700.00	\$ 4,000.00
STEP SYSTEM	\$ 4,100.00	\$ 4,300.00
¾" GAS TAP	\$ 700.00	\$ 700.00
	INCLUDES 150' OF LINE- \$1.00/lf FOR OVERAGE	
LARGER THAN ¾"	CALCULATED BASED ON METER SIZE	

\$80.00 CONNECTION FEE IS CHARGED ADDITIONAL TO THESE FEES (WATER, SEWER AND/OR GAS)

Rogersville, Tennessee

Hawkins County

Year Submitted: 2020

Rogersville Water Department Water & Sewer Rates

Revised - July 1, 2018.

	Inside City	Water	Sewer	Min
Minimum Bill	1,000 Gal.	\$ 13.59	\$ 8.45	\$ 22.04
Next	4000 Gal.	\$ 6.32 /1000	\$ 5.26 /1000	
Next	5000 Gal.	\$ 5.49 /1000		
Next	10000 Gal.	\$ 4.96 /1000		
Next	20000 Gal.	\$ 4.14 /1000		

	Outside City	Water	Inside Sewer	Min
Minimum Bill	1,000 Gal.	\$ 22.70	\$8.45	\$31.15
Next	4,000 Gal.	\$ 10.33 /1000	\$5.26 /1000	
Next	5,000 Gal.	\$ 8.94 /1000		
Next	10,000 Gal.	\$ 7.98 /1000		
Next	20,000 Gal.	\$ 6.54 /1000		

Persia Utility	500,000 Gal.	\$ 5.61 /1000		
		\$ 1.61 /1000	In excess of 500,000 Gal.	

Other Utilities \$ 5.61 /1000

John Sevier Plant \$ 5.61 /1000

NOTE: ROAD BORES WILL BE CHARGED A MINIMUM OF \$400.00

NOTE: RETURNED CHECK FEE IS \$25.00

NOTE OVERTIME FEE IS \$50.00

NOTE: SERVICE FEE FOR RECONNECT IS \$50.00 + OVERTIME IF APPLICABLE

NOTE: ALL NEW SERVICE OR TRANSFER CUSTOMERS WILL HAVE A SERVICE FEE OF \$50.00

NOTE: RENTAL PROPERTY OWNERS WILL HAVE 3 CALENDAR DAYS (72 HRS) FOR CLEANING PURPOSES FOR A \$15.00 FEE

AFTER CUT OFF, RENTER OR PROPERTY OWNER WILL PAY DEPOSIT AND CONNECT FEE TO RECONNECT WATER

NOTE: BACK HOE CHARGE IS \$60.00 PER HOUR

SERVICE TRUCK CHARGE IS \$40.00 PER HOUR

DUMP TRUCK CHARGE IS \$50.00 PER HOUR

	Water Taps	Sewer Taps
¾"	\$1,000	4" \$1,000
1"	\$1,300	6" \$1,500
2"	\$3,500	8" \$1,750
4"	\$4,800	
6"	\$7,000	
8"	\$9,200	

Sardis, Tennessee
Henderson County
Year Submitted: 2022

TOWN OF SARDIS
P.O. BOX 86 SARDIS TN. 38371

MAYOR:
J W CREASY

ALDERMAN:
RICHARD HOLLAND
GAIL WADE
KENNETH SCOTT
TERESA BEECHAM
LARRY SMITH

05-10-2022

TOWN OF SARDIS WATER RATES ARE AS FOLLOWS:

1. INSIDE CITY LIMITS RATE.

0-1000 GALLON.....\$11.25
EACH ADDITIONAL 1000 GALLON..... \$3.50

2. OUTSIDE CITY LIMITS RATE.

0-1000 GALLON..... \$12.50
EACH ADDITIONAL 1000 GALLON..... \$4.00

WAYNE SCOTT
CITY RECORDER
TOWN OF SARDIS

Savannah, Tennessee
Hardin County
Year Submitted: 2020

Sewer Rate Schedule:

- 1. \$6.13 Minimum
\$6.13 per 1,000 gallons of water used.
- 2. \$29.23 flat rate for customers not utilizing city water service.
- 3. \$29.23 flat rate for customers not utilizing city water & sewer for services; however, services are available.

See section 13-4003, 3.2.3b for summer cap for sewer charge for metered single-family residential dwellings.

Gas Rate Schedule:

- 1. \$7.55 per MCF per 1,000, minimum bill of \$3.78.
- 2. Industrial customers who use less than 400,000 cubic feet will be billed \$7.55MCF. Any usage above 400,000 cubic feet will be billed \$6.69 per MCF used.

Gas Meter Accuracy Test Fee:

Residential	\$15.00
Commercial	Cost
Industrial	Cost

Sevierville, Tennessee
Sevier County
Year Submitted: 2020

City of Sevierville
Water and Sewer Rates
FY 2019 - 2020

All customers shall be assessed a monthly bill for water and sewer services based on the gallons of water used in accordance with the following schedule:

<u>GALLONS USED</u>	<u>RATE</u>
WATER - INSIDE CITY LIMITS	
Connection charge	\$8.86
Usage charge	\$4.15 per 1,000 gallons
SEWER - INSIDE CITY LIMITS (Gravity System)	
Connection charge	\$10.02
Usage charge	\$5.27 per 1,000 gallons
SEWER - INSIDE CITY LIMITS (Low Pressure System)	
Connection charge	\$12.02
Usage charge	\$6.32 per 1,000 gallons
WATER - OUTSIDE CITY LIMITS	
Connection charge	\$17.73
Usage charge	\$8.32 per 1,000 gallons
SEWER - OUTSIDE CITY LIMITS (Gravity System)	
Connection charge	\$20.03
Usage charge	\$10.56 per 1,000 gallons
SEWER - OUTSIDE CITY LIMITS (Low Pressure System)	
Connection charge	\$24.04
Usage charge	\$12.67 per 1,000 gallons

In addition to the above rates, the connection charges shall be increased as follows for all meters 1" or larger:

<u>RATE</u>
WATER - INSIDE CITY LIMITS
\$30.00 per inch or portion of an inch
SEWER - INSIDE CITY LIMITS
\$30.00 per inc or portion of an inch
WATER - OUTSIDE CITY LIMITS
\$60.00 per inch or portion of an inch
SEWER - OUTSIDE CITY LIMITS
\$60.00 per inch or portion of an inch

- NOTES:
1. The above rates DO NOT include sales tax, a non-refundable service charge and deposit for all new customer accounts.
 2. Effective date of this rate schedule is July 1, 2018.
 3. Ordinance No. O-2015-008 passed third and final reading 7-20-2015.

Sharon, Tennessee
Weakley County
Year Submitted: 2022

City Of Sharon Rate Chart

Rates To Print Service Type Rates
 Service Type WT WATER
 Rate All
 Addon Type Not Applicable
 Addon Rate Not Applicable
 Print Usage Tables No
 Usage Range Not Applicable
 Usage Increment Not Applicable
 Include Inactive Rates No

Service Type WT WATER Rate Code 01 Description Water

Print Description On Bill Is Service Charge Is Metered Is Inactive
 Is Accumulate Minimum Is Single Calculation

Bill Code WT

AR Code WTB Water Billing Units Of Measure Gallons

GL Revenue Account 013-00371-0010-000 Metered Water Sales

GL AR Account 013-00132-0021-000 Accounts Receivable - Customers

GL Liability Account 013-00132-0021-000 Accounts Receivable - Customers

GL Cash Account 013-00112-0011-000 Cash In Bank Account # 1 - Checking

GL Deposit Refundable Account 013-00219-0010-000 Customer Deposits

GL Bad Debt Writeoff Account 001-00000-0000-000

GL Bad Debt Recovery Account 001-00000-0000-000

Calculation Method Usage

Based On Service Type WT WATER Reading Factor 1.000

Base Amount \$11.30 Prorate Minimum \$0.00

Maximum Charge \$0.00 Minimum Charge \$0.00

Cutoff	Add Amount	Rate / 1000
1,000	\$0.00	0.0000
999,999,999	\$0.00	3.5500

Service Type WT WATER Rate Code 02 Description Water

Print Description On Bill Is Service Charge Is Metered Is Inactive
 Is Accumulate Minimum Is Single Calculation

Bill Code WT

AR Code WTB Water Billing Units Of Measure Gallons

GL Revenue Account 013-00371-0010-000 Metered Water Sales

GL AR Account 013-00132-0021-000 Accounts Receivable - Customers

GL Liability Account 013-00132-0021-000 Accounts Receivable - Customers

GL Cash Account 013-00112-0011-000 Cash In Bank Account # 1 - Checking

GL Deposit Refundable Account 013-00219-0010-000 Customer Deposits

GL Bad Debt Writeoff Account 001-00000-0000-000

GL Bad Debt Recovery Account 001-00000-0000-000

Calculation Method Usage

Based On Service Type WT WATER Reading Factor 1.000

Base Amount \$11.08 Prorate Minimum \$0.00

Maximum Charge \$0.00 Minimum Charge \$0.00

Cutoff	Add Amount	Rate / 1000
1,000	\$0.00	0.0000

1,000	\$0.00	2.5500
11,000	\$2.55	1.7400
999,999,999	\$21.69	1.3900

Service Type WT WATER Rate Code 03 Description Water

Print Description On Bill Is Service Charge Is Metered Is Inactive
Is Accumulate Minimum Is Single Calculation

Bill Code WT
AR Code WTB Water Billing Units Of Measure Gallons
GL Revenue Account 013-00371-0010-000 Metered Water Sales
GL AR Account 013-00132-0021-000 Accounts Receivable - Customers
GL Liability Account 013-00132-0021-000 Accounts Receivable - Customers
GL Cash Account 013-00112-0011-000 Cash In Bank Account # 1 - Checking
GL Deposit Refundable Account 013-00219-0010-000 Customer Deposits
GL Bad Debt Writeoff Account 001-00000-0000-000
GL Bad Debt Recovery Account 001-00000-0000-000

Calculation Method Usage
Based On Service Type WT WATER Reading Factor 1.000
Base Amount \$0.00 Prorate Minimum \$0.00
Maximum Charge \$0.00 Minimum Charge \$0.00

Cutoff	Add Amount	Rate / 1000
1,000	\$0.00	0.0000
1,000	\$0.00	0.0000
11,000	\$0.00	0.0000
999,999,999	\$0.00	0.0000

Service Type WT WATER Rate Code 99 Description Proposed new rate

Print Description On Bill Is Service Charge Is Metered Is Inactive
Is Accumulate Minimum Is Single Calculation

Bill Code WT
AR Code WTB Water Billing Units Of Measure Gallons
GL Revenue Account
GL AR Account
GL Liability Account
GL Cash Account
GL Deposit Refundable Account
GL Bad Debt Writeoff Account
GL Bad Debt Recovery Account

Calculation Method Usage
Based On Service Type WT WATER Reading Factor 1.000
Base Amount \$10.08 Prorate Minimum \$0.00
Maximum Charge \$0.00 Minimum Charge \$0.00

Cutoff	Add Amount	Rate / 1000
1,000	\$0.00	0.0000
999,999,999	\$0.00	2.5500

City Of Sharon Rate Chart

Rates To Print	Service Type Rates
Service Type	SW SEWER
Rate	All
Addon Type	Not Applicable
Addon Rate	Not Applicable
Print Usage Tables	No
Usage Range	Not Applicable
Usage Increment	Not Applicable
Include Inactive Rates	No

Service Type	SW SEWER	Rate Code	01	Description	SEWER	
Print Description On Bill	<input type="checkbox"/>	Is Service Charge	<input type="checkbox"/>	Is Metered	<input type="checkbox"/>	Is Inactive
		Is Accumulate Minimum	<input type="checkbox"/>	Is Single Calculation	<input type="checkbox"/>	<input type="checkbox"/>
Bill Code	SW					
AR Code	SW Sewer Billing			Units Of Measure	Gallons	
GL Revenue Account	013-00372-0010-000			Sewer Service Charges		
GL AR Account	013-00132-0021-000			Accounts Receivable - Customers		
GL Liability Account	013-00132-0021-000			Accounts Receivable - Customers		
GL Cash Account	013-00112-0011-000			Cash In Bank Account # 1 - Checking		
GL Deposit Refundable Account	013-00219-0010-000			Customer Deposits		
GL Bad Debt Writeoff Account	001-00000-0000-000					
GL Bad Debt Recovery Account	001-00000-0000-000					
Calculation Method	Usage					
Based On Service Type	WT WATER			Reading Factor	1.000	
Base Amount	\$23.98			Prorate Minimum	\$0.00	
Maximum Charge	\$0.00			Minimum Charge	\$0.00	
		Cutoff		Add Amount		Rate / 1000
		2,000		\$0.00		0.0000
		999,999,999		\$0.00		1.7400

Service Type	SW SEWER	Rate Code	99	Description	Proposed	
Print Description On Bill	<input checked="" type="checkbox"/>	Is Service Charge	<input type="checkbox"/>	Is Metered	<input type="checkbox"/>	Is Inactive
		Is Accumulate Minimum	<input type="checkbox"/>	Is Single Calculation	<input type="checkbox"/>	<input type="checkbox"/>
Bill Code	sw					
AR Code	SW Sewer Billing			Units Of Measure	Gallons	
GL Revenue Account						
GL AR Account						
GL Liability Account						
GL Cash Account						
GL Deposit Refundable Account						
GL Bad Debt Writeoff Account						
GL Bad Debt Recovery Account						
Calculation Method	Usage					
Based On Service Type				Reading Factor	1.000	
Base Amount	\$23.98			Prorate Minimum	\$0.00	
Maximum Charge	\$0.00			Minimum Charge	\$0.00	
		Cutoff		Add Amount		Rate / 1000
		2,000		\$0.00		23.9800

999,999,999

\$47.96

1.7400

Shelbyville, Tennessee
Bedford County
Year Submitted: 2022



Systems
Our Systems

Your Bill
Bill View/Pay

Contact Us
Phone/Email

Links
Local Info



Our Systems

Power

Water

Sewerage

Contact

Connect With Us



Weather

Shelbyville, TN

70°
55°



Tuesday 74° 58°

Wednesday 67° 42°

Thursday 58° 38°

METEORED [+info](#)

Water Rates

** Rates Effective: May 1, 2020*

SHELBYVILLE INSIDE CITY LIMITS

First 1,000 gal.	\$13.40	(Minimum Bill)
Next 9,000 gal.	\$4.30	per 1000 gal.
Next 10,000 gal.	\$2.75	per 1000 gal.
Next 30,000 gal.	\$2.40	per 1000 gal.
Next 50,000 gal.	\$2.15	per 1000 gal.
All over 100,000 gal.	\$2.05	per 1000 gal.

OUTSIDE CITY LIMITS

First 1,000 gal.	\$15.20	(Minimum Bill)
Next 9,000 gal.	\$6.00	per 1000 gal.
Next 10,000 gal.	\$3.85	per 1000 gal.
Next 30,000 gal.	\$3.30	per 1000 gal.
Next 50,000 gal.	\$3.00	per 1000 gal.
All over 100,000 gal.	\$2.65	per 1000 gal.

FLAT CREEK WATER

** Rates Effective: April 1, 2018*

First 1,500 gal.	\$20.20	(Minimum Bill)
Next 38,500 gal.	\$8.40	per 1000 gal.
Over 40,000 gal.	\$6.50	per 1000 gal.



Systems
Our Systems

Your Bill
Bill View/Pay

Contact Us
Phone/Email

Links
Local Info



Our Systems



Connect With Us



Weather

Shelbyville, TN

70°
55°

Tuesday 74° 58°

Wednesday 67° 42°

Thursday 58° 38°

METEORED +info

Sewerage Rates

* Rates Effective: May 1, 2020

INSIDE CITY: Residential

First 1,000 gal.	\$16.70	(Minimum Bill)
Next 9,000 gal.	\$7.40	per 1000 gal.
Next 10,000 gal.	\$5.75	per 1000 gal.
Next 30,000 gal.	\$5.10	per 1000 gal.
Next 50,000 gal.	\$4.75	per 1000 gal.
All over 100,000 gal.	\$4.40	per 1000 gal.

INSIDE CITY: Small Commercial

First 1,000 gal.	\$25.00	(Minimum Bill)
Next 9,000 gal.	\$7.40	per 1000 gal.
Next 10,000 gal.	\$5.75	per 1000 gal.
Next 30,000 gal.	\$5.10	per 1000 gal.
Next 50,000 gal.	\$4.75	per 1000 gal.
All over 100,000 gal.	\$4.40	per 1000 gal.

INSIDE CITY: Large Commercial/Industrial

First 1,000 gal.	\$50.00	(Minimum Bill)
Next 9,000 gal.	\$7.40	per 1000 gal.
Next 10,000 gal.	\$5.75	per 1000 gal.
Next 30,000 gal.	\$5.10	per 1000 gal.
Next 50,000 gal.	\$4.75	per 1000 gal.
All over 100,000 gal.	\$4.40	per 1000 gal.

OUTSIDE CITY: Residential

First 1,000 gal.	\$21.50	(Minimum Bill)
Next 9,000 gal.	\$9.55	per 1000 gal.
Next 10,000 gal.	\$7.00	per 1000 gal.
Next 30,000 gal.	\$6.15	per 1000 gal.
Next 50,000 gal.	\$5.75	per 1000 gal.
All over 100,000 gal.	\$5.50	per 1000 gal.

OUTSIDE CITY: Commercial

First 1,000 gal.	\$25.00	(Minimum Bill)
Next 9,000 gal.	\$9.55	per 1000 gal.
Next 10,000 gal.	\$7.00	per 1000 gal.
Next 30,000 gal.	\$6.15	per 1000 gal.
Next 50,000 gal.	\$5.75	per 1000 gal.
All over 100,000 gal.	\$5.50	per 1000 gal.

SERVICE CHARGES

Trip Charges for Service Calls:

\$25.00 per trip	(8 A.M. to 5 P.M.)
\$55.00 per trip	(After Hours)
Return Check Charge	\$25.00

Signal Mountain, Tennessee

Hamilton County

Year Submitted: 2022

Signal Mountain Water Utility

Schedule of Rates 2022

Inside Town Limits

- Non-refundable Service Activation Fee \$50.00
- Monthly (or portion thereof) Service Fee – All meters \$6.00
- Water Usage Charge (per 1,000 gallons) \$7.67

Outside Town Limits

- Non-refundable Service Activation Fee \$60.00
- Monthly (or portion thereof) Service Fee – All meters \$7.20
- Water Usage Charge (per 1,000 gallons) \$9.20

Other Fees

- Same Day Service Activation \$25.00 plus normal activation fee
- Credit/Debit Card FEE 3.5%
- Returned Check/Declined ACH \$35.00
- Turn Water Back On (e.g., yard meter) \$25.00
- Portable Meter/Pool Fill \$50.00 plus water usage
- Portable Meter Usage – Contractor \$50.00 per week plus water usage

Customers on sewer will see a separate charge in addition to their water bill for sewer fees. This charge is assessed by the Water and Wastewater Treatment Authority (WWTA) who contracts with the Town to do their billing. Customers have the options of paying water bills by automatic bank draft, by mail, in person at Town Hall, or at a drive-by drop box located in the Town Hall parking lot.

The Utility offers adjustments to water bills for leaks in buried service lines in yards. Customers with verifiable proof (plumber receipts for payment for repair of leaks in buried service lines) can request an adjustment by writing to the Water Director. Some PVC service lines may not qualify to receive a water adjustment in that they are in violation of the Town's plumbing codes. For more information call (432)886-2177

Smyrna, Tennessee
Rutherford County
Year Submitted: 2022

SMYRNA UTILITIES - RATE SCHEDULE

(Effective date: July 1, 2021)

WATER

Inside city	\$12.00 first 2,000 gallons \$3.74 per thousand for the next 3,000 gallons \$4.25 per thousand for the next 5,000 gallons \$4.76 per thousand over 10,000 gallons
Outside city	\$14.71 first 2,000 gallons \$5.52 per thousand for the next 3,000 gallons \$6.10 per thousand for the next 5,000 gallons \$7.00 per thousand over 10,000 gallons
Wholesale	\$12.58 first 2,000 gallons \$3.85 per thousand for the next 3,000 gallons \$4.48 per thousand for the next 5,000 gallons \$4.95 per thousand over 10,000 gallons
Pre-Certificate of Occupancy	\$3.74 per thousand
Nissan	\$2.28 per thousand
Nolensville	\$2.75 per thousand
Irrigation Meter	\$23.08 Minimum Bill \$4.76 per thousand for the first 10,000 gallons \$5.52 per thousand for the next 15,000 gallons \$6.10 per thousand for the next 25,000 gallons \$7.00 per thousand over 50,000 gallons
Sales Tax	State of Tennessee Sales Tax will be added to each monthly bill unless tax exempted.

SEWER

Inside city	\$17.96 first 2,000 gallons \$4.80 per thousand over 2,000 gallons
Outside city	\$26.80 first 2,000 gallons \$6.40 per thousand over 2,000 gallons
Pre-Certificate of Occupancy	\$4.80 per thousand
Sales Tax	No sales tax charged

REPURIFIED WATER

\$18.27 First 2,000 Gallons
\$2.69 Per 1,000 Gallons (April – October)
\$1.46 Per 1,000 Gallons (November – March)

GAS

Residential & Commercial	\$3.50 demand charge \$2.00 plus current market rate
Sales Tax	Sales tax on commercial

Adopted by Smyrna Town Council June 8, 2021.

Somerville, Tennessee
Fayette County
Year Submitted: 2020

FY20 Sewer Rate Adjustment

Identification	%	FY19 Rate	FY20 Rate
1000 Gallons of Water	1.60%	\$1.55	\$1.58
3/4 Inch Water Meter	1.60%	\$24.00	\$24.39
1 Inch Water Meter	1.60%	\$40.00	\$40.64
2 Inch Water Meter	1.60%	\$128.00	\$130.05
4 Inch Water Meter	1.60%	\$700.00	\$711.20
6 Inch Water Meter	1.60%	\$900.00	\$914.40

FY20 Water Usage Rate Adjustment

Identification	%	FY19 Rate	FY20 Rate
Residential Inside	1.60%	\$2.02	\$2.06
Residential Outside	1.60%	\$2.12	\$2.16
Commercial Inside	1.60%	\$2.12	\$2.16
Commercial Outside	1.60%	\$2.58	\$2.63
Industrial Inside	1.60%	\$2.42	\$2.46
Industrial Outside	1.60%	\$2.94	\$2.99
Large Industrial >500K Gallons/Month	1.60%	\$2.31	\$2.35

FY20 Water Base Rate Adjustment

Identification	%	FY19 Rate	FY20 Rate
Residential Inside	1.60%	\$11.92	\$12.12
Residential Outside	1.60%	\$14.70	\$14.94
Commercial Inside	1.60%	\$14.70	\$14.94
Commercial Outside	1.60%	\$17.47	\$17.75
Industrial Inside	1.60%	\$31.50	\$32.01
Industrial Outside	1.60%	\$36.75	\$37.34
Large Industrial >500K Gallons/Month	1.60%	\$31.50	\$32.01

Difference
\$0.03
\$0.39
\$0.64
\$2.05
\$11.20
\$14.40

Difference
\$0.04
\$0.04
\$0.04
\$0.05
\$0.04
\$0.05
\$0.04

Difference
\$0.20
\$0.24
\$0.24
\$0.28
\$0.51
\$0.59
\$0.51

South Fulton, Tennessee
Obion County
Year Submitted: 2022

RESOLUTION 2022-01

A Resolution Authorizing the City of South Fulton, Tennessee to Establish New Water and Sewer Rates.

Whereas, Section 18-125 of the South Fulton Municipal Code authorizes the City to adopt rate and fee schedules for water service by Resolution;

Whereas, Section 18-222 of the South Fulton Municipal Code authorizes the City to adopt rate and fee schedules for sewer service by Resolution;

BE IT RESOVLED BY THE MAYOR AND BOARD OF COMMISSIONERS TO THE CITY OF SOUTH FULTON, TENNESSEE, that the City adopt the following rate schedules for water and sewer service:


<u>Water Rates</u>	<u>City</u>	<u>Rural</u>
Base Charge	\$ 20.20	\$ 24.55
Usage Charge <i>per 1,000gal.</i>	3.40	4.58

Sewer Rates


Base Charge	\$20.20
Per 1,000 Gals.	7.31

Read and adopted this 17th day of February, 2022.

ATTEST:



City Recorder



Mayor



South Pittsburg, Tennessee
Marion County
Year Submitted: 2022

BOARD OF WATER WORKS & SEWERS
 138 S CEDAR AVENUE
 PO BOX 408
 S PITTSBURG TN 37380
 423-837-7164
 423-837-0131 (FAX)

IN TOWN RATES

	GALLONS	RATE	AMOUNT	MINIMUM
FIRST	2000	\$ 5.14	\$ 10.28	
NEXT	15000	\$ 3.20	\$ 48.00	
	17000		\$ 58.28	
NEXT	30000	\$ 2.86	\$ 85.80	
	47000		\$ 144.08	
ALL OVER	47000	\$ 2.54		

Absolute non prorate, tax 9.75%
 RATE INCREASE EFFECTIVE 10/01/13

SEWER RATE IS BASED ON 100% OF THE WATER CONSUMPTION AT THE RATE OF \$4.76 THOUSAND GALLONS.

BOARD OF WATER WORKS & SEWERS
 138 S CEDAR AVENUE
 PO BOX 408
 S PITTSBURG TN 37380
 423-837-7164
 423-837-0131 (FAX)

OUT OF TOWN RATES

	GALLONS		RATE		AMOUNT		
FIRST		2000	\$	7.67	\$	15.34	MINIMUM
NEXT		15000	\$	4.81	\$	72.15	
		17000			\$	87.49	
NEXT		30000	\$	4.31	\$	129.30	
		47000			\$	216.79	
ALL OVER		47000	\$	3.82			

Absolute non prorate, tax 9.75%
 RATE INCREASE EFFECTIVE 10/01/13

RATE
 PER THOUSAND
\$4.76

SEWER RATE IS BASED ON 100% OF THE WATER CONSUMPTION

Spencer, Tennessee
Van Buren County
Year Submitted: 2020

18-202. Water Rates. The following water rates shall apply for all user classification for the fiscal years indicated below:

		FY 06/07	Effective 09-13-10	Effective 08-1-12	Effective 7- 2-13	Effective 12-18-15	Effective 4-27-17	Effective 4-27-18
Inside City	Flat rate per meter	\$5.00	\$7.50	\$7.50	7.00	7.00	8.00	9.00
	Rate @100 gls	\$0.55	\$0.55	\$0.60	0.65	0.75	0.85	0.95
Outside City	Flat rate per meter	\$5.50	\$10.00	\$10.00	10.00	10.00	11.50	13.00
	Rate @100 gls	\$0.60	\$0.60	\$0.70	\$0.75	0.86	0.95	1.05

18-203. Sewer Rates. The SEWER RATE shall be one hundred percent (100%) of the water bill.

18-204. Service and Tap Fees. The **ACTUAL** cost of road bore (if required) will be added to the cost of water & sewer tap fee. The footage and cost will be determined by the utility department.

(1)	Water Service	Non-refundable Service Fee	\$ 50.00
	¾ inch water service		
	Inside City Limits		\$ 950.00
	Outside City Limits		\$1100.00
	1 inch water service		
	Inside City Limits		\$1200.00
	Outside City Limits		\$1350.00
	2 inch water service		
	Inside City Limits		\$2200.00
	Outside City Limits		\$2400.00
	Over 2 inch		Determine by Utility Manager

Water customers will be billed the flat rate for **each** active multiple connection to one meter, plus consumption.

(2)	Sewer Service	
	Residential	\$4200.00
	Commercial (other than single family residential)	\$8500.00

(3) Water and sewer service (if available) will be provided to the customer's property line, or in the case of force main (grinder pump) to a suitable location on customer's property. The customer will be responsible from that point or from the meter (for water service).

(4) Tap fees for apartment buildings

(a) Individual Meters

Water tap \$950.00 per unit – ¾ inch line
Sewer tap \$4200.00 per unit.

Meters and service line to meters provided and install by utility department. Plans must be approved by utility manager. Customer will be billed a flat rate for each unit, plus consumption. (Ex: Apartment complex with 4 units will be charged \$3800.00 for water taps, and \$16800.00 for sewer taps.)

(b) Master Meter

Water Tap \$2200.00 plus \$50.00 per unit (6 inch line)
Meter is to be provided and installed by owner.
(Ex: Apartment complex with 4 units will be charged \$2400.00 for water taps.)

Sewer Tap Minimum \$5500.00 plus \$50.00 per unit

Collection system to be provided and installed by the owner. Plans must be approved by utility manager. Customer will be billed the flat rate for each unit, plus consumption. (Ex: Apartment complex will be charged a minimum \$5700.00 for a single commercial sewer tap. Capacity requirements beyond, plus additional costs based on capacity requirements)

This ordinance shall take effect upon final passage by the Board and Mayor of Aldermen, the public welfare requiring it.

PASSED 1ST READING: July 27, 2006

YEA 3 NAY 2

PASSED 2nd READING August 10, 2006

YEA 4 NAY 0

Mayor

Recorder

Springfield, Tennessee
Robertson County
Year Submitted: 2022

Effective 7-1-21

ORDINANCE 21-11

AN ORDINANCE RESCINDING ORDINANCE 20-09 IN ITS ENTIRETY AND SETTING A NEW SCHEDULE OF RATES AND CHARGES FOR THE SPRINGFIELD SEWER SYSTEM

Whereas, it has become necessary to increase sewer rates in order to pay for increased costs of operations, maintenance, and debt service; and

Whereas, Article IV, Section 13 of the Charter of the City of Springfield requires that the establishment of fees and charges be accomplished through legislative action which must be exercised by ordinance.

NOW, THEREFORE, BE IT ORDAINED by the Board of Mayor and Aldermen of Springfield, Tennessee as follows:

Section 1. All direct retail customers shall pay a minimum monthly bill. The minimum bill shall include the treatment and collection of the first 2,000 gallons of discharge per month. The minimum monthly bill for each customer class shall be as follows:

<u>Category</u>	<u>City Rates</u>	<u>County Rates</u>
Residential	\$ 43.18	\$ 64.78
Small Commercial (< 24,000 gal/month)	\$ 66.29	\$ 99.44
Large Commercial (≥ 24,000 gal/month)	\$ 110.40	\$ 165.59
Industrial	\$ 440.66	\$ 661.01

Year
Year

Section 2. All customers shall pay a use rate based on the volume of wastewater collected for treatment in excess of 2,000 gallons per month. The use rate shall be for each 1,000 gallons, and any fractional portion thereof. The use rate for each customer shall be as follows:

<u>Category</u>	<u>City Rates</u>	<u>County Rates</u>
2,001-5,000 gallons	\$ 13.70/1,000 gal	\$ 20.54/1,000 gal
5,001-20,000 gallons	\$ 11.84/1,000 gal	\$ 17.76/1,000 gal
20,001-100,000 gallons	\$ 10.07/1,000 gal	\$ 15.09/1,000 gal
>100,000 gallons	\$ 8.22/1,000 gal	\$ 12.33/1,000 gal

Section 3. Credit for filling a swimming pool shall be given one (1) time per year, based on pool capacity. This credit cannot cause the monthly bill to fall below average usage.

Section 4. All ordinances, resolutions and policies in conflict herewith are rescinded to the extent of the conflict only.

Section 5. This ordinance shall become effective with billing of July 1, 2021.

Passed on 1st reading May 18, 2021

Passed on 2nd reading June 15, 2021

Passed on 3rd reading June 17, 2021

A handwritten signature in cursive script that reads "Ann Schneider". The signature is written in black ink and is positioned above a solid horizontal line.

Ann Schneider, Mayor

A handwritten signature in cursive script that reads "Lisa H. Crockett". The signature is written in black ink and is positioned above a solid horizontal line.

Lisa H. Crockett, City Recorder

ORDINANCE 20-08

AN ORDINANCE RESCINDING ORDINANCE 19-11 IN ITS ENTIRETY AND SETTING A NEW SCHEDULE OF RATES AND CHARGES FOR THE SPRINGFIELD WATER SYSTEM

Whereas, it has become necessary to increase water rates in order to pay for increased costs of operations, maintenance and debt service for the water system; and

Whereas, Article IV, Section 13 of the Charter of the City of Springfield requires that the fixing of fees and charges be accomplished through legislative action which must be exercised by ordinance.

NOW, THEREFORE, BE IT ORDAINED by the Board of Mayor and Aldermen of the City of Springfield, Tennessee, that Ordinance 19-11 is hereby rescinded in its entirety and a new schedule of rates and charges is hereby adopted as follows:

Section 1. All direct retail customers shall pay a minimum monthly bill. The minimum bill shall include the treatment, transmission, storage and distribution of the first 2,000 gallons of water per month. The minimum monthly bill for each customer class shall be as follows:

<u>Category</u>	<u>City Rates</u>	<u>County Rates</u>
Residential	\$ 21.08	\$ 31.61
Small Commercial (\leq 24,000 gal/month)	\$ 32.33	\$ 48.51
Large Commercial (\geq 24,000 gal/month)	\$ 48.61	\$ 72.90
Industrial	\$ 74.33	\$ 111.50

Section 2. All retail customers shall pay a consumptive rate of all water usage in excess of the first 2,000 gallons per month. The use rate shall be for each 1,000 gallons and any fractional portion thereof. The use rate for each customer shall be as follows:

<u>Category</u>	<u>City Rates</u>	<u>County Rates</u>
2,001-5,000 gallons	\$ 8.03/1,000 gal	\$ 12.05/1,000 gal
5,001-20,000 gallons	\$ 6.85/1,000 gal	\$ 10.27/1,000 gal
20,001-100,000 gallons	\$ 5.61/1,000 gal	\$ 8.41/1,000 gal
>100,000 gallons	\$ 4.81/1,000 gal	\$ 7.22/1,000 gal

Section 3. The charge for treatment, transmission, and storage for wholesale customers shall be as follows:

Wholesale	\$ 4.95/1,000 gal
-----------	-------------------

Stanton, Tennessee
Haywood County
Year Submitted: 2022

Ordinance Number 20181218

AN ORDINANCE TO SET THE RATES FOR WATER AND SEWER SERVICE OF THE TOWN OF STANTON.

WHEREAS, The Town of Stanton desires to have a financially viable water and sewer system; and

WHEREAS, it is necessary for the Town of Stanton to comply with Tennessee Code Annotated and to remain financially solvent; and

WHEREAS, The Board of Mayor and Aldermen of the Town of Stanton believe it is in the best interest of the Town of Stanton to increase the rates for the water and sewer service of the Town of Stanton to remain financially solvent.

NOW THEREFORE: BE IT ORDAINED BY THE BOARD OF MAYOR AND ALDERMEN OF THE TOWN OF STANTON THAT:

Section 1. This ordinance will replace and supersede in its entirety the current water and sewer rates for the Town of Stanton as shown in Ordinance #140821.

Section 2. The new water and sewer rates will be:

Water	Rates January 2019	Rates July 2020
Inside Town limits:	\$11.60	\$11.83
Outside Town limits	\$16.24	\$16.56
Every 1,000 gallons	\$5.06	\$5.14
Wholesale water commercial outside minimum	\$153.00	\$156.06
Every 1,000 gallons	\$4.06	\$4.12
Sewer		
Base per customer	\$10.44	\$10.44
Every 1,000 gallons	\$6.09	\$6.21

Section 3. The above rates shall go into effect 1 January 2019.

Section 4. This ordinance shall become effective upon final passage, the public welfare requiring it.

First Reading: 20 November 2018

Public Hearing: 18 December 2018

Second Reading: 18 December 2018

Allan Sterbinsky
Allan Sterbinsky - Mayor

18 Dec 2018
Date

Twilla Moss
Twilla Moss - Town Recorder

12-18-2018
Date

Tellico Plains, Tennessee
Monroe County
Year Submitted: 2022



WATER RATE SCHEDULE

Effective date July 1, 2021

Reflects a 1.25% increase in water rates

No increase in tap fees or fireline costs

First	2,000 gallons	minimum bill \$18.00
All Over	2,000 gallons	\$4.22/thousand gallons

Minimum bill on 1 inch and larger meters will stay at the minimum until water consumption reaches a dollar value larger than the minimum bill.

METER SIZE	MINIMUM BILL	USAGE UP TO MINIMUM
¾ inch	\$18.00	2,000 gallons
1 inch	\$28.55	4,500 gallons
1 ½ inch	\$131.94	29,000 gallons
2 inch	\$224.78	51,000 gallons
3 inch	\$326.06	75,000 gallons
4 inch	\$642.56	150,000 gallons
6 inch	\$1,220.70	287,000 gallons
8 inch	\$1,798.84	424,000 gallons
10 inch	\$2,376.98	561,000 gallons
12 inch	\$2,955.12	698,000 gallons

IRRIGATION METER CHARGES

First	2,000 gallons	minimum bill \$18.00
All Over	2,000 gallons	\$4.35/thousand gallons

REGULAR ¾" TAP FEE: \$900.00

1" TAP FEE: \$1,530.00 2" TAP FEE: \$5,330.00

PLUS BORE COST IF APPLICABLE ON ALL METER SETS


APPROVED REDUCED PRESSURE ZONE BACK FLOW PREVENTERS REQUIRED ON ALL INDUSTRIAL TYPE SERVICES.

Fire Protection Sprinkler Size	Monthly Charge
4 inch	\$73.59
6 inch	\$98.59
8 inch	\$147.87
10 inch	\$197.17
12 inch	\$246.45

FIRE LINE TAP

To be determined by Tellico Area Services System on an individual basis.

FIRELINE METER REQUIRED ON ALL NEW FIRELINES



WASTEWATER RATE SCHEDULE

Effective date July 1, 2021

First	2,000 gallons	minimum bill \$27.40
All over	2,000 gallons	\$7.97/thousand gallons

METER SIZE	MINIMUM BILL	USAGE UP TO MINIMUM
¾ inch	\$27.40	2,000 gallons
1 inch	\$47.33	4,500 gallons
1 ½ inch	\$218.68	26,000 gallons
2 inch	\$362.14	44,000 gallons
3 inch	\$561.39	69,000 gallons
4 inch	\$943.95	117,000 gallons
6 inch	\$1,748.92	218,000 gallons
8 inch	\$2,553.89	319,000 gallons
10 inch	\$3,358.86	420,000 gallons
12 inch	\$4,163.83	521,000 gallons

REGULAR TAP \$900.00
 PLUS BORE COST IF APPLICABLE ON ALL TAPS
 SEWER TAPS WILL BE AT SAME COST OF WATER METER

TRDA Fee- \$1,500.00 if applicable in addition to tap fee.

The cost of sewer for non-water customers will be the minimum bill for sewer times 2.

Construction cost of Pump Systems- All construction cost of grinder pumps, step system or other types of on-site system is to be paid by individuals or POA. TASS will furnish standard specifications and will inspect construction prior to making service tap.

Rates listed above reflect a 3% increase

Tennessee Ridge, Tennessee
Houston & Stewart County
Year Submitted: 2020

Utility Billing Rate Codes

Rate Code	Rate Type	Rate Description	Rate Min Amt	Rate Max Amt	Rate Min Unt	Rate Tax Pct	Recurring
WRIN	Step Rate	WATER RES. IN	\$28.30000	\$0.00000	1500	9.75%	False

Rate Units	Unit Amount
1501	\$0.00503

Rate Code	Rate Type	Rate Description	Rate Min Amt	Rate Max Amt	Rate Min Unt	Rate Tax Pct	Recurring
WROT	Step Rate	WATER RES OUT	\$28.30000	\$0.00000	1500	9.75%	False

Rate Units	Unit Amount
1501	\$0.00627

Rate Code	Rate Type	Rate Description	Rate Min Amt	Rate Max Amt	Rate Min Unt	Rate Tax Pct	Recurring
WCIN	Step Rate	WATER COM. IN	\$64.29000	\$0.00000	15000	9.75%	False

Rate Units	Unit Amount
15001	\$0.00551

Rate Code	Rate Type	Rate Description	Rate Min Amt	Rate Max Amt	Rate Min Unt	Rate Tax Pct	Recurring
WCOT	Step Rate	WATER COM. OUT	\$64.29000	\$0.00000	15000	9.75%	False

Rate Units	Unit Amount
15001	\$0.00711

Rate Code	Rate Type	Rate Description	Rate Min Amt	Rate Max Amt	Rate Min Unt	Rate Tax Pct	Recurring
SRIN	Step Rate	SEWER RES. IN	\$29.23000	\$0.00000	1500	0.00%	False

Rate Units	Unit Amount
1501	\$0.00334

Rate Code	Rate Type	Rate Description	Rate Min Amt	Rate Max Amt	Rate Min Unt	Rate Tax Pct	Recurring
SC	Step Rate	SEWER COM.	\$40.41000	\$0.00000	15000	0.00%	False

Rate Units	Unit Amount
15001	\$0.00385

Rate Code	Rate Type	Rate Description	Rate Min Amt	Rate Max Amt	Rate Min Unt	Rate Tax Pct	Recurring
SROU	Step Rate	SEWER RES. OUT	\$29.23000	\$0.00000	1500	0.00%	False

Rate Units	Unit Amount
1501	\$0.00334

Total Rate Codes: 7
 Total Flat Rates: 0
 Total Step Codes: 7

Tiptonville, Tennessee
Lake County
Year Submitted: 2020

ORDINANCE NO. 2196

AN ORDINANCE OF THE TOWN OF TIPTONVILLE, TENNESSEE, ESTABLISHING A FEE SCHEDULE FOR CUSTOMERS OF THE MUNICIPAL WATER AND WASTEWATER UTILITIES.

WHEREAS, the Tiptonville Board of Mayor and Aldermen has identified the need to periodically adjust municipal utility rates to keep pace with inflation, thus avoiding the need for larger rate hikes associated with the irregular adjustment of utility rates; and

WHEREAS, the Tiptonville Board of Mayor and Alderman has decided that making such adjustments automatically will best keep pace with inflation, said adjustments shall henceforth annually reflect an increase of 3 percent to the Minimum Bill and 3 percent to the Unit Cost per 1,00 gallons. The minimum charge and the cost per 1,000 gallons as set out in the schedule of rates shall be adjusted on an annual basis in an amount equal to a 3 percent increase to the previous year's rate. Said annual adjustment shall be effective January 1st each year;

WHEREAS, the Tiptonville Board of Mayor and Aldermen has decided that the most equitable way to further adjust rates is to pay a unit price for all water and sanitary sewer service provided, minimum bills shall henceforth include 0 gallons of water and 0 gallons of sanitary sewer.

NOW, THEREFORE, BE IT ORDAINED BY THE BOARD OF MAYOR AND ALDERMEN OF THE TOWN OF TIPTONVILLE, TENNESSEE, AS FOLLOWS:

1. Municipal Water Rates. The Tiptonville Board of Mayor and Aldermen hereby adopts the following monthly rate schedules applicable to all customers of the municipal water utility, exclusive of state and local sales taxes, said schedules to henceforth automatically be increased 3 percent on an annual basis:

Water Rates		
Class 22	\$23.07	minimum charge- 0 gallons included
	\$3.61	per 1,000 gallons over 0 gallons
Class 35	\$21.01	minimum charge- 0 gallons included
	\$3.61	per 1,000 gallons over 0 gallons
Class 50	\$64.12	minimum charge- 0 gallons included
	\$4.69	per 1,000 gallons over 0 gallons
Prison	\$3,085.68	minimum charge- 0 gallons included
	\$3.04	per 1,000 gallons over 0 gallons
	\$103.00	user fee for new accounts

2. Municipal Wastewater Rates. The Tiptonville Board of Mayor and Aldermen hereby adopts the following monthly rate schedules applicable to all customers of the municipal wastewater utility, exclusive of state and local taxes, said schedules to henceforth automatically be increased 3 percent on an annual basis:

Sewer Rates		
Class 201 & 202	\$16.17	minimum charge- 0 gallons included
	\$2.58	per 1,000 gallons over 0 gallons
Class 203	\$44.91	minimum charge- 0 gallons included
	\$3.30	per 1,000 gallons over 0 gallons
Class 205	\$44.91	minimum charge- 0 gallons included
	\$3.30	per 1,000 gallons over 0 gallons
Prison	\$2468.54	minimum charge- 0 gallons included
	\$2.43	per 1,000 gallons over 0 gallons
	\$103.00	user fee for new accounts

Effective date. This ordinance shall be in full force and effect from and after its date of passage by the Board of Mayor and Aldermen.

Severability. Should any section, paragraph, sentence, clause, or phrase of this ordinance or its application to any person or circumstance be declared unconstitutional or otherwise invalid for any reason, or should any portion of this ordinance be pre-empted by State or Federal law or regulation, such decision or legislation shall not affect the validity of the remaining portions of this ordinance or its application to other persons or circumstances.

Repealer. All ordinances and parts of ordinances which are inconsistent with the provisions of this ordinance are hereby repealed to the extent of such inconsistency.

PASSED AND APPROVED THIS 30th DAY OF DECEMBER 2019 BY A ROLL CALL VOTE OF THE TIPTONVILLE BOARD OF MAYOR AND ALDERMEN.

X 

 CLIFF BERRY, JR.
 MAYOR

X 

 FRAN HEARN
 CITY RECORDER



Allen & Hoshall

1661 International Drive, Suite 100
Memphis, Tennessee 38120
Office 901.820.0820
Fax 901.683.1001
www.allenhoshall.com

February 21, 2020

TIPTONVILLE WATER DEPARTMENT
130 S COURT STREET
TIPTONVILLE, TN 38079

Subject: 2020 Tennessee Municipal League – Water and Sewer Rate Comparison

Dear Friends,

At the 2019 TML Meeting, we received numerous requests to prepare a new water and sewer rate comparison for Tennessee municipalities. We are pleased to announce that Allen & Hoshall will have a new rate study ready for the 2020 TML meeting in Chattanooga!

..... but we need your help


Please send us a copy of your current water and sewer rate schedule(s) using the enclosed envelope or via email to rates2020@allenhoshall.com. We kindly request that you send us your rates no later than March 31, 2020.

Thank you in advance for providing this information. Please visit our Booth at the TML meeting to pick up your copy of the survey.

Also, please stop by and pick up a free TML Tee Shirt, which Allen & Hoshall is pleased to distribute at each annual meeting.

Sincerely,

Allen & Hoshall


Harry J. Pratt, PE
President

Thank you for your letter regarding water and sewer rates. Tiptonville raised their rates effective 12-30-19. I have enclosed a copy for you.

*Thanks,
Frank Sean*

731-253-9922

Toone, Tennessee
Hardeman County
Year Submitted: 2020

Town of Toone
Water Department

P. O. Box 98
Toone, TN 38381
Phone (731) 658-9770
Fax (731) 659-2441
toonecityhall@bellsouth.net

ORDINANCE NUMBER 031

**AN ORDINANCE OF THE TOWN OF TOONE
SETTING WATER AND SEWER RATES**

BE IT ORDAINED by the board of Mayor and Aldermen of the Town of Toone, Tennessee as follows:

Section 1: Schedule of rates. The rates to be charged each user or consumer of water and sewer per month shall be as follows:

Water Charges:

Outside town base with 5/8" meter	\$12.50
Outside town base with 1" meter	\$93.00
Outside town base with 2" meter	\$96.50
Outside town base with 6" meter	\$4728.00
Inside town limits with 5/8" meter	\$11.35
Inside town limits with 1" meter	\$82.60
Inside town limits with 2" meter	\$90.82
Inside town limits with 6" meter	\$4728.00

Cost per 1,000 gallons excluding industry	\$2.34
Cost per 1,000 gallons industry	\$1.13

Sewer Charges:

Residential/Institutional base 5/8" meter	\$16.20
Commercial base 5/8" meter	\$21.60
Institutional base 2" meter	\$86.50

Cost per 1,000 gallons	\$2.70
------------------------	--------

Section 2: All ordinances, resolutions or parts of ordinances and resolutions in conflict herewith are to the extent of such conflict hereby repealed.

Section 3: This ordinance shall take effect Sept 15, 2017 billing, the public welfare requiring it.

Passed First Reading July 11, 2017 Passed Second Reading Aug 8, 2017

Mayor Attest: 

Town Recorder: 

Trenton, Tennessee
Gibson County
Year Submitted: 2022



Allen&Hoshall

1661 International Drive, Suite 100
Memphis, Tennessee 38120
Office 901.820.0820
Fax 901.683.1001
www.allenhoshall.com

April 29, 2022

TRENTON LIGHT AND WATER
PO BOX 260
TRENTON, TN 38382

Subject: 2022 Tennessee Municipal League – Water and Sewer Rate Comparison

Dear Friends,

At the 2021 TML Conference, we received numerous inquiries regarding the water and sewer rate comparison for Tennessee municipalities. We are pleased to announce that Allen & Hoshall will have a new rate study ready for the 2022 TML meeting in Gatlinburg!

..... but we need your help

Please send us a copy of your current water and sewer rate schedule(s) using the enclosed return label or via email to rates@allenhoshall.com. We kindly request that you send us your rates no later than May 31, 2022.

Thank you in advance for providing this information. Please visit our Booth at the 2022 TML Annual Conference to pick up your copy of the survey.

Also, stop by and pick up a free TML T-shirt, which Allen & Hoshall is pleased to distribute at each annual meeting.

Sincerely,

Allen & Hoshall

Harry J. Pratt, PE
President

WATER RATES (effective 11/01/2017)

RESIDENTIAL (222CON & 225CON) **222FLT = 11.50**

CUSTOMER CHARGE	\$11.50
USAGE CHARGE	
FIRST 2,000 GALLONS	\$3.03 PER THOUSAND
OVER 2,000 GALLONS	\$4.84 PER THOUSAND

COMMERCIAL & INDUSTRIAL (235CON & 245CON) **235FLT = 19.97**

CUSTOMER CHARGE	\$19.97
USAGE CHARGE	
FIRST 500,000 GALLONS	\$5.45 PER THOUSAND
OVER 500,000 GALLONS	\$3.03 PER THOUSAND

SPRINKLER SYSTEM FOR PUBLIC EDUCATION ATHLETIC FIELDS (239CON)

CUSTOMER CHARGE	\$19.97
ALL WATER USE	\$3.03 PER THOUSAND

Water use is shown in 100s of gallons on the bill.

All water charges are subject to 9.75% sales tax unless exempted or reduced by state or federal law.

SEWER RATES (effective 10/01/2019)

<u>RESIDENTIAL (322CON & 325CON)</u>		<u>322FLT = 25.00*</u>
CUSTOMER CHARGE	\$25.00	<u>322FLT2 = 60.00*</u>
USAGE CHARGE		<u>322FLT3 = 54.99*</u>
FIRST 2,000 GALLONS	\$7.50 PER THOUSAND	
OVER 2,000 GALLONS	\$10.00 PER THOUSAND	
 <u>COMMERCIAL & INDUSTRIAL (335CON & 345CON)</u>		 <u>335FLT = 42.49*</u>
CUSTOMER CHARGE	\$42.49	<u>335FLT3 = 77.49*</u>
USAGE CHARGE		
FIRST 500,000 GALLONS	\$10.00 PER THOUSAND	
OVER 500,000 GALLONS	\$5.00 PER THOUSAND	

****SEWER RATES BASED ON WATER USE**
Sewer use is shown in 100s of gallons on the bill.
All sewer charges are exempt from sales tax.

Special SW Rates:

*322FLT-Hwy 45 Bypass Annexed Customers (1970s) per agreement pay Cust Chg since SW available. If they want on SW they do not have to pay tap fee.

*322FLT2-Crockett Manor SW based on use of 4000 gallons/apt. Per agreement when apts were built/the co is billed the consumption balance/mo.

*322FLT3-Residential Co Water rate based on use of 3500 gallons/mo when customer is on county or well water/no way to measure use for SW

*335FLT- Hwy 45 Bypass Annexed Customers (1970s) per agreement pay Cust Chg since SW available. If they want on SW they do not have to pay tap fee.

*335FLT3-Commercial Co Water rate based on use of 3500 gallons/mo when customer is on county or well water/no way to measure use for SW

WATER RATES (effective 07/01/2022)

RESIDENTIAL (222CON & 225CON)

CUSTOMER CHARGE \$12.08

222FLT = 12.08

USAGE CHARGE

FIRST 2,000 GALLONS \$3.18 PER THOUSAND

OVER 2,000 GALLONS \$5.08 PER THOUSAND

COMMERCIAL & INDUSTRIAL (235CON & 245CON)

7CUSTOMER CHARGE \$20.97

235FLT = 20.97

USAGE CHARGE

FIRST 500,000 GALLONS \$5.72 PER THOUSAND

OVER 500,000 GALLONS \$3.18 PER THOUSAND

SPRINKLER SYSTEM FOR PUBLIC EDUCATION ATHLETIC FIELDS (239CON)

CUSTOMER CHARGE \$20.97

ALL WATER USE \$3.18 PER THOUSAND

Water use is shown in 100s of gallons on the bill.

All water charges are subject to 9.75% sales tax unless exempted or reduced by state or federal law.

TAP FEES (effective 07/01/2022)

WATER:

3/4-1 inch \$735

2 inch > actual cost of installation

Street cut fee \$945

All Hwy bores will be charged at actual cost of contractor.

SEWER:

4-6 inch \$840

Street cut fee \$945

All Hwy bores will be charged at actual cost of contractor.

Trezevant, Tennessee

Carroll County

Year Submitted: 2020

Search
Income Center

Rate Code

Rate Per Qty	1000	Rate	
Base Rate	23.28	Step 1)	2500
Metered Service <input checked="" type="checkbox"/>		Step 2)	5000
Bill If No Usage <input checked="" type="checkbox"/>		Step 3)	10000
		Step 4)	20000
		Step 5)	50000
		Step 6)	0

Service Type: SEW/

Rate Code: S01

Description: SEWER FEE

Utility Tax: 0

Sales Tax: 0

Surcharge Method: % Of Total

Surcharge: 0

Surcharge Level: 0

Surcharge Desc.:

Meter U/M: GAL

Meter Units Read: 100

Modifier Option:

Modifier 1): 0

Modifier 2): 0

Billing Frequency: Monthly

First Month: 1

Report With: 5

Typical Usage: 0

Late Fee Override: 0

Last Changed: KE 7/16/2019

Town of Trezevant

Search
Income Center Rate Code Go

Find Add Edit Delete Close

Service Type	SEW	Rate Per Qty	1000
Rate Code	S03	Base Rate	23.28
Description	FLAT RATE SEWER	Metered Service	<input type="checkbox"/>
Utility Tax	0	Bill If No Usage	<input checked="" type="checkbox"/>
Sales Tax	0	Quantity	0
Surcharge Method	% Of Total	Rate	0
Surcharge	0	Step 1)	0
Surcharge Level	0	Step 2)	0
Surcharge Desc.		Step 3)	0
Meter U/M	GAL	Step 4)	0
Meter Units Read	0	Step 5)	0
Modifier Option		Step 6)	0
Modifier 1)	0		
Modifier 2)	0		
Billing Frequency	Monthly		
First Month	1	Report	5
Typical Usage	0	With	
Late Fee Override	0		
Last Changed	KE 7/16/2019		

Search
Income Center

Rate Code

Service Type	SEW	Rate Per Qty	1000
Rate Code	SO4	Base Rate	23.28
Description	4000 GAL MIN.	Metered Service	<input checked="" type="checkbox"/>
Utility Tax	0	Bill If No Usage	<input checked="" type="checkbox"/>
Sales Tax	0	Quantity	4000
Surcharge Method	% Of Total	Rate	2.59
Surcharge	0	Step 1)	5000
Surcharge Level	0	Step 2)	10000
Surcharge Desc.		Step 3)	20000
Meter U/M	GAL	Step 4)	50000
Meter Units Read	100	Step 5)	0
Modifier Option		Step 6)	0
Modifier 1)	0		
Modifier 2)	0		
Billing Frequency	Monthly		
First Month	1	Report	5
Typical Usage	0	With	
Late Fee Override	0		
Last Changed	RC 7/16/2019		

Search: Income Center

Rate Code

Service Type	WAT	Rate Per Qty	1000
Rate Code	C01	Base Rate	21.16
Description	INSIDE CITY 5/8" METER COMMERCIA		
Utility Tax	0.0975	Metered Service	<input checked="" type="checkbox"/>
Sales Tax	0	Bill If No Usage	<input checked="" type="checkbox"/>
Surcharge Method		Step 1)	Quantity: 2500, Rate: 2.35
Surcharge	0	Step 2)	Quantity: 5000, Rate: 2.35
Surcharge Level	0	Step 3)	Quantity: 10000, Rate: 2.35
Surcharge Desc.		Step 4)	Quantity: 20000, Rate: 2.35
Meter U/M	GAL	Step 5)	Quantity: 50000, Rate: 2.35
Meter Units Read	100	Step 6)	Quantity: 0, Rate: 0
Modifier Option			
Modifier 1)	0		
Modifier 2)	0		
Billing Frequency	Monthly		
First Month	1	Report With	1
Typical Usage	5000		
Late Fee Override	0		
Last Changed	KE 7/16/2019		

Navigation buttons: |<< |< |> |>>|

Search
Income Center

Rate Code

Service Type	WAT	Rate Per Qty	1000
Rate Code	C02	Base Rate	21.16
Description	INSIDE CITY SPECIAL TAX RATE COMI		
Utility Tax	0.015	Metered Service	<input checked="" type="checkbox"/>
Sales Tax	0	Bill If No Usage	<input checked="" type="checkbox"/>
Surcharge Method	% Of Total	Quantity	Rate
Surcharge	0	Step 1)	2500 2.35
Surcharge Level	0	Step 2)	5000 2.35
Surcharge Desc.		Step 3)	10000 2.35
Meter U/M	GAL	Step 4)	20000 2.35
Meter Units Read	100	Step 5)	50000 2.35
Modifier Option		Step 6)	0 0
Modifier 1)	0		
Modifier 2)	0		
Billing Frequency	Monthly		
First Month	1	Report With	1
Typical Usage	10000		
Late Fee Override	0		
Last Changed	KE 7/16/2019		

Search
Income Center

Rate Code

Service Type	WAT	Rate Per Qty	1000
Rate Code	R01	Base Rate	21.16
Description	INSIDE CITY 5/8" METER RESIDENTIA	Metered Service	<input checked="" type="checkbox"/>
Utility Tax	0.0975	Bill If No Usage	<input checked="" type="checkbox"/>
Sales Tax	0	Quantity	
Surcharge Method	% Of Total	Step 1)	2500
Surcharge	0	Step 2)	5000
Surcharge Level	0	Step 3)	10000
Surcharge Desc.		Step 4)	20000
Meter U/M	GAL	Step 5)	50000
Meter Units Read	100	Step 6)	0
Modifier Option		Rate	2.35
Modifier 1)	0		2.35
Modifier 2)	0		2.35
Billing Frequency	Monthly		2.35
First Month	1		0
Typical Usage	3000		
Late Fee Override	0		
Last Changed	KE 7/16/2019		

Search
 Income Center
 Rate Code
 Go

Service Type	WAT	Rate Per Qty	1000
Rate Code	R02	Base Rate	21.16
Description	OUTSIDE CITY 5/8" METER RESIDENT		
Utility Tax	0.0975	Metered Service	<input checked="" type="checkbox"/>
Sales Tax	0	Bill if No Usage	<input checked="" type="checkbox"/>
Surcharge Method		Step 1)	Quantity: 2500, Rate: 2.35
Surcharge	0	Step 2)	Quantity: 5000, Rate: 2.35
Surcharge Level	0	Step 3)	Quantity: 10000, Rate: 2.35
Surcharge Desc.		Step 4)	Quantity: 20000, Rate: 2.35
Meter U/M	GAL	Step 5)	Quantity: 50000, Rate: 2.35
Meter Units Read	100	Step 6)	Quantity: 100000, Rate: 2.35
Modifier Option			
Modifier 1)	0		
Modifier 2)	0		
Billing Frequency	Monthly		
First Month	1	Report With	
Typical Usage	3000		
Late Fee Override	0		
Last Changed	KE 7/16/2019		


|<<| < | | > | >>|

Search

Income Center

Rate Code

Go

 Find

Add

Edit

Delete

Close

PRINT

Service Type	WAT	Rate Per Qty	1000
Rate Code	R03	Base Rate	21.16
Description	BASE RATE ONLY	Metered Service	<input checked="" type="checkbox"/>
Utility Tax	0.0975	Bill If No Usage	<input checked="" type="checkbox"/>
Sales Tax	0	Quantity	2500
Surcharge Method	% Of Total	Rate	0
Surcharge	0	Step 1)	0
Surcharge Level	0	Step 2)	0
Surcharge Desc.		Step 3)	0
Meter U/M	GAL	Step 4)	0
Meter Units Read	0	Step 5)	0
Modifier Option		Step 6)	0
Modifier 1)	0		
Modifier 2)	0		
Billing Frequency	Monthly		
First Month	1	Report With	1
Typical Usage	0		
Late Fee Override	0		
Last Changed	KE 7/16/2019		


|<< | < | > | >>|

Search
Income Center

Income Center

Rate Code

Go

 Find

Add

Edit

Delete

Close

PRINT

Service Type	WAT	Rate Per Qty	1000
Rate Code	R04	Base Rate	21.16
Description	4000 GAL MIN.	Metered Service	<input checked="" type="checkbox"/>
Utility Tax	0.0975	Bill If No Usage	<input checked="" type="checkbox"/>
Sales Tax	0	Quantity	4000
Surcharge Method	% Of Total	Rate	2.35
Surcharge	0	Step 1)	5000
Surcharge Level	0	Step 2)	10000
Surcharge Desc.		Step 3)	20000
Meter U/M	GAL	Step 4)	50000
Meter Units Read	100	Step 5)	0
Modifier Option		Step 6)	0
Modifier 1)	0		
Modifier 2)	0		
Billing Frequency	Monthly		
First Month	1	Report With	1
Typical Usage	0		
Late Fee Override	0		
Last Changed	KE 7/16/2019		

Navigation buttons: |<< | < | [Redacted] | > | >>|

Search
Income Center

Income Center

Rate Code

Go

Service Type	WAT	Rate Per Qty	1000
Rate Code	R05	Base Rate	21.16
Description	TAXEXEMPT	Metered Service	<input checked="" type="checkbox"/>
Utility Tax	0	Bill If No Usage	<input checked="" type="checkbox"/>
Sales Tax	0	Quantity	
Surcharge Method	% Of Total	Rate	
Surcharge	0	Step 1)	2500 2.35
Surcharge Level	0	Step 2)	5000 2.35
Surcharge Desc.		Step 3)	10000 2.35
Meter U/M	GAL	Step 4)	20000 2.35
Meter Units Read	100	Step 5)	50000 2.35
Modifier Option		Step 6)	0 0
Modifier 1)	0		
Modifier 2)	0		
Billing Frequency	Monthly		
First Month	1	Report	With
Typical Usage	0		
Late Fee Override	0		
Last Changed	KE 7/16/2019		

|<< | < | | > | >>|

Trimble, Tennessee
Dyer & Obion County
Year Submitted: 2022

From: [Christina Simpson](#)
To: [Terry Lawson](#)
Subject: Trimble Water System
Date: Monday, May 9, 2022 11:36:29 AM

[CAUTION: External Email]

Good Morning,

Our current water rates are as follows

Water \$22.00 base rate with \$3.50 per 1000 gallons
Sewer \$14.00 base rate with \$3.00 per 1000 gallons

Beginning July 1 our rates will increase to

Water \$22.50 base rate with \$3.85 per 1000 gallons
Sewer \$14.00 base rate with \$3.35 per 1000 gallons

If you have any questions, please feel free to reach out to me at any time.

Thank you,

Christina Simpson

City Recorder
Town of Trimble
P.O. Box 215
Trimble, Tn. 38259
731-297-3955

Disclaimer

This email and any files transmitted with it are confidential information and intended solely for the use of the individual(s) or entity named above. If you are not the intended recipient you are hereby notified that any disclosure, copying, distribution or the taking of any action in reliance on the contents of this information is strictly prohibited and may be unlawful. If you received this email and are not an intended recipient, please delete it from your system. Mail delivered by Allen & Hoshall, Inc. mail system.

AHEmailDisclaimer2016

Tullahoma, Tennessee
Coffee County
Year Submitted: 2022

TULLAHOMA UTILITIES BOARD
WATER AND SEWER RATES AND FEES
Effective July 1, 2022

WATER RATES

Effective with water bills mailed after July 1, 2022

Previous change was July 2019

Inside City Limits

First 100,000 gal.	\$ 3.10 per 1000 gal.
All over 100,000 gal.	\$ 2.62 per 1000 gal.
Customer Charge	\$ 8.50 per month

Outside City Limits

First 100,000 gal.	\$ 4.65 per 1000 gal.
All over 100,000 gal.	\$ 3.68 per 1000 gal.
Customer Charge	\$ 12.75 per month

Multi-unit Charge \$ 7.00 per month
for all areas

Large Meter Surcharge

All customers that have 3”

And larger meters - \$30.00/month

SPRINKLER SYSTEMS

The annual fee for sprinkler systems connected to the Tullahoma Utilities Board’s water system:

<u>Area Protected</u>	<u>Annual Fee</u>
0 to 10,000 sq. ft.	\$ 33.28 plus \$1.33 per sprinkler head
10,000 to 25,000 sq. ft.	\$ 66.55 plus \$1.33 per sprinkler head
25,000 to 50,000 sq. ft.	\$ 99.83 plus \$1.33 per sprinkler head
50,000 and over	\$133.41 plus \$1.33 per sprinkler head

FIRE HYDRANTS:

gpm = gallons per minute psi=pounds per square inch

PRIVATE PROPERTY

The annual fee structure for fire hydrants on private property:

<u>Hydrant Flow Capacity</u> <u>(At 20 psi Residual)</u>	<u>Annual Fee</u>
500 - 749 gpm	\$ 66.00
750 - 999 gpm	\$ 77.00
1000 - 1249 gpm	\$ 88.00
1250 - 1499 gpm	\$ 99.00
1500 - 1749 gpm	\$110.50
1750 - 1999 gpm	\$143.50
2000 - 2500 gpm or more	\$165.50

SEWER RATES

Effective with sewer bills mailed after July 1, 2022

Previous change was July 2012

Residential Sewer-Inside City Limits

First 100,000 gal.	\$ 5.73 per 1000 gal.
All over 100,000 gal.	\$ 4.49 per 1000 gal.
Customer Charge	\$ 10.00 per month

Commercial Sewer-Inside City Limits

First 100,000 gal.	\$ 6.29 per 1000 gal.
All over 100,000 gal.	\$ 4.49 per 1000 gal.
Customer Charge	\$20.00 per month

Multi-unit Charge \$ 7.00 per month

PUBLIC PROPERTY

The annual fee structure for fire hydrants on public property:

<u>Hydrant Flow Capacity</u> <u>(At 20 psi Residual)</u>	<u>Annual Fee</u>
500 - 749 gpm	\$ 66.00
750 - 999 gpm	\$ 77.00
1000 - 1249 gpm	\$ 88.00
1250 - 1499 gpm	\$ 99.00
1500 - 1749 gpm	\$110.50
1750 - 1999 gpm	\$143.50
2000 - 2500 gpm or more	\$165.50

Union City, Tennessee
Obion County
Year Submitted: 2020

Effective September 1, 2018

Water/Sewer

<u>Union City</u>	<u>Water</u>		<u>City</u>		<u>Rural</u>
Residential/ Commercial Base	\$			7.60	\$ 15.15
Usage per 1,000 Gal					
0-2,999	Included			Included	
3,000-25,999	\$			2.30	\$ 3.40
26,000 and Above	\$			1.55	\$ 3.40
Monthly Min for Large Meters					
1"	\$			14.36	\$ 25.33
1.5"	\$			48.38	\$ 76.36
2"	\$			67.28	\$ 110.38
3"	\$			135.32	\$ 263.47
4"	\$			399.92	\$ 858.82
6"	\$			777.92	\$ 1,709.32

<u>Sewer</u>		<u>City</u>		<u>Rural</u>
Residential/ Commercial Base	\$		7.15	\$ 15.70
Usage per 1,000 Gal	\$		2.05	\$ 2.10
Monthly Min for Large Meters				
1"	\$		17.05	\$ 26.02
1.5"	\$		47.00	\$ 57.09
2"	\$		66.95	\$ 77.81
3"	\$		156.77	\$ 171.01
4"	\$		506.04	\$ 533.52
6"	\$		1,005.00	\$ 1,051.38

<u>Rives</u>	<u>Water</u>		<u>City</u>		<u>Rives</u>
Base				\$	15.15
Usage per 1,000 Gal					
0-2,999				Included	
3,000 and Above				\$	3.40

<u>Sewer</u>		<u>City</u>		<u>Rives (Total)</u>	<u>UC</u>	<u>Rives</u>
Base	\$			12.00	\$ 4.30	\$ 7.70
Usage per 1,000 Gal	\$			5.00	\$ 2.10	\$ 2.90

<u>Woodland Mills</u>	<u>Water</u>		<u>City</u>		<u>Woodland Mills</u>
Base	\$				15.15
Usage per 1,000 Gal					
0-2,999				Included	
3,000 and Above				\$	3.40

<u>Sewer</u>		<u>City</u>		<u>Woodland Mills (Total)</u>	<u>UC</u>	<u>WM</u>
Base	\$			10.00	\$ 4.30	\$ 5.70
Usage per 1,000 Gal	\$			3.21	\$ 2.10	\$ 1.11

<u>Reelfoot Water</u>		<u>City</u>		<u>Rural</u>
Base charge per meter up to 249,999 gallons	\$			858.82
Usage per 1,000 Gal over 250,000	\$			3.40

Wartburg, Tennessee

Morgan County

Year Submitted: 2020

CITY OF WARTBURG, TENNESSEE
SEWER FUND
SCHEDULE OF UTILITY RATES AND NUMBER OF CUSTOMERS SERVED
JUNE 30, 2018

Metered rates:

First 2,000 gallons (minimum billing)	\$ 21.58
Next 8,000 gallons (per 1,000 gallons)	5.72
Next 10,000 gallons (per 1,000 gallons)	5.28
Over 20,000 gallons (per 1,000 gallons)	4.85

Residential and commercial tap fee 500.00

Nonrefundable service/transfer fee 35.00

All customers are billed by the Plateau Utility District. The District receives customer payments and remits the total collected to the City monthly.

Number of metered customers 530

Wartrace, Tennessee

Bedford County

Year Submitted: 2020

WARTRACE WATERWORKS AND SEWER SYSTEM RATES

Present Water & Sewer Rates (FY'13 Budget):

Wartrace Municipal - Water

First 1- 500 gallons water (Minimum)	\$13.05
Over 500 gallons Maintenance Fee	\$36.70
Per gallon	.0037 per gallon (\$3.70 per 1000)

Wartrace Municipal – Sewer

First 1 – 500 gallons water (Minimum)	\$ 7.50
Maintenance & Base Fee (includes 5000 gallons) Per gallon (over 5000)	\$26.00 .005 per gallon (\$5.00 per 1000)

Rural (includes Normandy):

First 1 – 500 gallons water (Minimum)	\$20.55
Maintenance Fee Per gallon	\$50.20 .0037 per gallon (\$3.70 per 1000)

Water Tap Fees:

3/4 inch	\$1,700.00 (FY'13 Budget)
1 inch	\$2,700.00 (FY'13 Budget)
2 inch *	\$3,500.00

Sewer Tap Fee: \$ 850.00 (FY'13 Budget)

*Any tap over 1” at discretion of Water Department.

Note: The cost of upgrade from one tap size to another will be the difference in cost of the respective taps as stated above. (I.e. Upgrade from a 3/4 inch tap to a 2 inch tap will be an additional \$2, 000.00)

Watertown, Tennessee
Wilson County
Year Submitted: 2020



Call Now: (615) 237-3326

- [Home](#)
- [Pay Online](#)
- [Rates & Fees](#)
- [CCR](#)
- [Water Tips](#)
- [Contact Us](#)

submit

Rates & Fees

Watertown Water & Sewer
8630 Sparta Pike, Watertown, TN 37184

Base Rate: \$15.39

1st 2,000 GAL.	\$4.12 per 1,000
Next 2,000 GAL.	\$5.64 per 1,000
Over 10,000	\$6.57 per 1,000

Water & Sewer Taps

Residential & Commercial	\$1,500 each
--------------------------	--------------

Bills are mailed out by the 21st each month and are due by the 10th. After the due date of 10th a 20% penalty will be added. Cut offs dates are normally the last week of the month after new bills have been mailed out.

Water Adjustments Policy: Take 3 previous months water bills average of gallons used, then subtract the 3 month average from the leak bill then divide by 2 and add that amount back to average bill. Only one leak adjustment per year.

Contact Us:

8630 Sparta Pike
Watertown, TN 37184

Phone: (615) 237-3326

Hours:

Waverly, Tennessee
Humphreys County
Year Submitted: 2022

CITY OF WAVERLY

Effective July 1, 2021

WATER RATES

Listed below are the water rates per 1,000 gallons which became effective July 1, 2021.

		Within the City of Waverly	Outside the City of Waverly
Per 1,000 gallons		\$ 2.45	\$ 3.67
	<u>Meter Size</u>	Within the City of Waverly	Outside the City of Waverly
Minimum Service Charge	Up to 3/4"	\$ 27.97	\$ 41.95
per Month	1"	\$ 49.75	\$ 74.59
(Based on installed meter size)	1 1/2"	\$ 111.90	\$ 167.88
	2"	\$ 198.97	\$ 298.43
	3"	\$ 447.67	\$ 671.51
	4"	\$ 447.67	\$ 671.51
	6"	\$ 447.67	\$ 671.51
	8"	\$ 447.67	\$ 671.51
	10" or larger	Negotiated	Negotiated

SEWER RATES

Listed below are the water rates per 1,000 gallons which became effective July 1, 2021.

		Within the City of Waverly	Outside the City of Waverly
Per 1,000 gallons		\$ 3.12	\$ 4.69
	<u>Meter Size</u>	Within the City of Waverly	Outside the City of Waverly
Minimum Service Charge	Up to 3/4"	\$ 31.71	\$ 47.60
per Month	1"	\$ 56.39	\$ 84.59
(Based on installed meter size)	1 1/2"	\$ 126.90	\$ 190.34
	2"	\$ 225.60	\$ 338.42
	3"	\$ 507.63	\$ 761.46
	4"	\$ 507.63	\$ 761.46
	6"	\$ 507.63	\$ 761.46
	8"	\$ 507.63	\$ 761.46
	10" or larger	Negotiated	Negotiated

Waynesboro, Tennessee

Wayne County

Year Submitted: 2022

Public Works Department - Sewer Rates, Fees



Page 4 of 6

SEWER RATES AND FEES

Sewer Service Charges. The rate to be charged users of the sanitary sewers are based upon the two classifications: Residential and Non-Residential.

(1) Residential Classification -

Residential users are any users occupying any building solely as living quarters.

(2) Non-Residential Classification -

Any type use other than residential.

For each sewer service connection, the user shall be charged per month for sewer produced according to the water consumed as indicated by the water meter as follows:

Residential Classification:

Article Index

[Public Works Department \(/main-services/gas/gas-rates-fees\)](/main-services/gas/gas-rates-fees)

[Gas Rates, Fees \(/main-services/gas/gas-rates-fees?start=1\)](/main-services/gas/gas-rates-fees?start=1)

[Water Rates, Fees \(/main-services/gas/gas-rates-fees?start=2\)](/main-services/gas/gas-rates-fees?start=2)

[Sewer Rates, Fees \(/main-services/gas/gas-rates-fees?start=3\)](/main-services/gas/gas-rates-fees?start=3)

[Gas, Water, Sewer Forms \(/main-services/gas/gas-rates-fees?start=4\)](/main-services/gas/gas-rates-fees?start=4)

[Natural Gas Public Awareness Message \(/main-services/gas/gas-rates-fees?start=5\)](/main-services/gas/gas-rates-fees?start=5)

[All Pages \(/main-services/gas/gas-rates-fees?showall=1\)](/main-services/gas/gas-rates-fees?showall=1)

First	2,000 gallons (minimum)	\$18.49 per month
Next	3,000 gallons	4.16 per 1,000 gallons
Next	1,000 gallons	3.79 per 1,000 gallons

Non-Residential Classification:

First	2,000 gallons (minimum)	\$22.80 per month
Next	3,000 gallons	5.49 per 1,000 gallons
Next	1,000 gallons	5.00 per 1,000 gallons

Outside the City Limits, the said rate shall increase by **ONE HUNDRED PERCENT (100%)** of the set rate in each of the respective classifications.

[← PREV \(/MAIN-SERVICES/GAS/GAS-RATES-FEES?START=2\)](/MAIN-SERVICES/GAS/GAS-RATES-FEES?START=2)

[NEXT > \(/MAIN-SERVICES/GAS/GAS-RATES-FEES?START=4\)](/MAIN-SERVICES/GAS/GAS-RATES-FEES?START=4)

Public Works Department - Water Rates, Fees



Page 3 of 6

WATER RATES AND FEES

Effective January 1st, 2008

Installation fees include \$50 deposit on meter and \$50 backflow preventer required, in addition to the rates below.

City responsibility ends at the meter should any issues arise, ie. break in water between house and meter.

Article Index

[Public Works Department \(/main-services/gas/gas-rates-fees\)](/main-services/gas/gas-rates-fees)

[Gas Rates, Fees \(/main-services/gas/gas-rates-fees?start=1\)](/main-services/gas/gas-rates-fees?start=1)

[Water Rates, Fees \(/main-services/gas/gas-rates-fees?start=2\)](/main-services/gas/gas-rates-fees?start=2)

[Sewer Rates, Fees \(/main-services/gas/gas-rates-fees?start=3\)](/main-services/gas/gas-rates-fees?start=3)

[Gas, Water, Sewer Forms \(/main-services/gas/gas-rates-fees?start=4\)](/main-services/gas/gas-rates-fees?start=4)

[Natural Gas Public Awareness Message \(/main-services/gas/gas-rates-fees?start=5\)](/main-services/gas/gas-rates-fees?start=5)

[All Pages \(/main-services/gas/gas-rates-fees?showall=1\)](/main-services/gas/gas-rates-fees?showall=1)

WATER LINE SIZE	FEE
3/4"	\$750
1"	\$850

[Back to Top](#)

1 1/2"	\$1,400
2"	\$2,000
Excess of 2" water line	Charge based on actual cost of installation.

Residential Classification

FIRST	2,000	GALLONS (Min)	\$24.08	PER MONTH
NEXT	3,000	GALLONS	\$5.05	PER 1,000 GALLONS
NEXT	5,000	GALLONS	\$4.33	PER 1,000 GALLONS
NEXT	10,000	GALLONS	\$3.30	PER 1,000 GALLONS
NEXT	80,000	GALLONS	\$3.09	PER 1,000 GALLONS
NEXT	100,000	GALLONS	\$2.58	PER 1,000 GALLONS

Outside of City Limits, the said rate shall increase by 100% of the set rate.

Cut On Fees for Existing Service: \$50.00

Late Fees:

§ The delivery of yellow notices will result in an additional \$20.00 late fee added to your bill.

§ If service is disconnected, a reconnection fee of \$20.00 will be charged.

Unauthorized Use of or Interference with Water Supply:

If any customer's service is restored by unauthorized means, a charge of one hundred dollars (\$100.00) shall be added to that account. If meter is removed or tampered with to prevent unauthorized restoration of services, a fee of two hundred fifty dollars (\$250.00) shall be collected from the customer before the installation of the water meter. A potential of criminal prosecution may also exist for the unauthorized interference or tampering with or theft of water services.

[◀ PREV \(/MAIN-SERVICES/GAS/GAS-RATES-FEES?START=1\)](/MAIN-SERVICES/GAS/GAS-RATES-FEES?START=1)

[NEXT ▶ \(/MAIN-SERVICES/GAS/GAS-RATES-FEES?START=3\)](/MAIN-SERVICES/GAS/GAS-RATES-FEES?START=3)

White Pine, Tennessee
Jefferson County
Year Submitted: 2020

2019

ORDINANCE #5-19

AN ORDINANCE REVISING THE WATER AND SEWER RATES OF THE TOWN OF WHITE PINE

WHEREAS, the cost of producing water and treating sewer continues to rise;

NOW THEREFORE BE IT ORDAINED BY THE BOARD OF MAYOR AND ALDERMEN OF THE TOWN OF WHITE PINE, TENNESSEE, THAT:

Section 1. The following sections of **TITLE 18, WATER AND SEWERS**, be amended to read as follows:

Section 18-120 Water rates. *The first paragraph be amended to read as follows: The monthly rates and/or charges for water service shall be set out hereunder:*

RESIDENTIAL WATER

(1) Inside the corporate limits

- a. 2000 gallons or less per month \$14.62
- b. Price per thousand gallons or fraction
 Thereof above 2000 gallons \$ 5.11

(2) Outside the corporate limits

- a. 2000 gallons or less per month \$25.87
- b. Price per thousand gallons or fraction
 Thereof above 2000 gallons \$8.38

2019

Section 18-121. Sewer rates. The monthly rates and/or charges for sewer service shall be set out hereunder:

RESIDENTIAL SEWER

(1) <u>Inside the corporate limits</u>	
a. 2000 gallons or less per month	\$19.40
b. 2001 gallons to 15,000 gallons (price Per thousand or fraction thereof)	\$6.01
c. 15,001 gallons and above (price Per thousand or fraction thereof)	\$6.22
(2) <u>Outside the corporate limits</u>	
a. 2000 gallons or less per month	\$33.28
b. 2001 gallons to 15,000 gallons (price Per thousand or fraction thereof)	\$ 9.72
c. 15,001 gallons and above (price Per thousand or fraction thereof)	\$11.94

COMMERCIAL SEWER

(Home-occupancy businesses excluded)

(1) <u>Inside the corporate limits</u>	
a. 2000 gallons or less per month	\$23.37
b. 2001 gallons to 15,000 gallons (price Per thousand or fraction thereof)	\$ 7.03
c. 15,001 gallons and above (price Per thousand or fraction thereof)	\$ 7.30
(2) <u>Outside the corporate limits</u>	
a. 2000 gallons or less per month	\$39.43
b. 2001 gallons to 15,000 gallons (price Per thousand or fraction thereof)	\$11.43
c. 15,001 gallons and above (price Per thousand or fraction thereof)	\$13.91

COMMERCIAL WATER

(Home-occupancy businesses excluded)

(1) Inside the corporate limits

- | | |
|---|---------|
| a. 2000 gallons or less per month | \$21.16 |
| b. Price per thousand gallons or fraction
Thereof above 2000 gallons | \$6.55 |

(2) Outside the corporate limits

- | | |
|---|---------|
| a. 2000 gallons or less per month | \$34.33 |
| b. Price per thousand gallons or fraction
Thereof above 2000 gallons | \$10.31 |

INDUSTRIAL WATER

(1) Inside the corporate limits

- | | |
|---|---------|
| a. 2000 gallons or less per month | \$23.52 |
| b. Price per thousand gallons or fraction
Thereof above 2000 gallons | \$6.91 |

(2) Outside the corporate limits

- | | |
|---|---------|
| a. 2000 gallons or less per month | \$37.75 |
| b. Price per thousand gallons or fraction
Thereof above 2000 gallons | \$11.24 |

ALPHA-TALBOTT SPECIAL DISTRICT

Inside the corporate limits

- | | |
|---|---------|
| a. 2000 gallons or less per month | \$27.66 |
| b. Price per thousand gallons or fraction
Thereof above 2000 gallons | \$10.65 |

Whiteville, Tennessee
Hardeman County
Year Submitted: 2020

Town of Whiteville

Aubrey Phillips, Mayor

Mark McCrory, Administrator

Angelous Simmons, Recorder

Town of Whiteville Water Department

RATE AND FEE SCHEDULE

EFFECTIVE JANUARY, 2014

NUMBER OF GALLONS

0-2000	9.80 FLAT RATE
2001-5000	3.49 PER 1000 GALLONS
5001-10,000	2.94 PER 1000 GALLONS
10,001-20,000	2.69 PER 1000 GALLONS
20,001-50,000	2.27 PER 1000 GALLONS
OVER 50,001	2.02 PER 1000 GALLONS

SEWER RATE SCHEDULE

A MINIMUM SEWER CHARGE OF 8.57 SHALL BE CHARGED PLUS 1.97 PER 1000 FOR ALL OVER 2000 GALLONS

BILLING FOR 5000 GALLONS OF WATER WITH SEWER IS \$30.81



Whiteville, City Hall - 144 East Main Street - PO Box 324 - Whiteville, TN 38075

Phone: (731) 254-8523 - Fax: (731) 254-8012

townofwhiteville@yahoo.com

Winchester, Tennessee
Franklin County
Year Submitted: 2022

Current Water Rates

Inside City Limits	Outside City Limits
<=2000 Gallons <i>\$11.64 minimum bill</i>	<=2000 Gallons <i>\$19.80 minimum bill</i>
>2000 – 10,000 Gallons <i>\$4.83 per thousand gallons</i>	>2000 – 10,000 Gallons <i>\$8.23 per thousand gallons</i>
> 10,000 Gallons <i>\$4.28 per thousand gallons</i>	> 10,000 Gallons <i>\$7.29 per thousand gallons</i>

Current Sewer Rates

Inside City Limits	Outside City Limits
<=2000 Gallons <i>\$22.35 minimum bill</i>	<=2000 Gallons <i>\$38.02 minimum bill</i>
>2000 – 10,000 Gallons <i>\$9.27 per thousand gallons</i>	>2000 – 10,000 Gallons <i>\$15.80 per thousand gallons</i>
> 10,000 Gallons <i>\$8.22 per thousand gallons</i>	> 10,000 Gallons <i>\$13.99 per thousand gallons</i>

Woodbury, Tennessee

Cannon County

Year Submitted: 2020

OUTSIDE THE CORPORATE LIMITS (WATER):

First 2,000 gallons Water	\$ 20.00 minimum charge
Over 2,000 gallons Water	\$ 8.60 per 1000 gallons

Fiscal 2019-2020 Schedule of Rates; Effective July 1, 2019:

All water and sewer service shall be furnished under the following rate schedule:

INSIDE THE CORPORATE LIMITS (WATER):

First 2,000 gallons Water	\$ 15.85 minimum charge
Over 2,000 gallons Water	\$ 4.60 per 1000 gallons

INSIDE THE CORPORATE LIMITS (SEWER):

First 2,000 gallons Water	\$ 20.00 minimum charge
Over 2,000 gallons Water	\$ 5.80 per 1000 gallons

OUTSIDE THE CORPORATE LIMITS (WATER):

First 2,000 gallons Water	\$ 21.00 minimum charge
Over 2,000 gallons Water	\$ 9.00 per 1000 gallons

2020 – Beyond; Effective July 1, 2020:

All water service and sewer service rates shall be adjusted by **no less than 3% annually**. The Board of Mayor and Aldermen may, at their discretion, make changes to this amount as needed. In the event no action is taken by the Board, the rates will adjust automatically by the above percentage beginning each new fiscal year beginning on each subsequent July 1.

Town of Woodbury
Water & Sewer